

Prohibition Order Statistics
(From September 1, 2021 to September 31, 2021)

Crime	Description	Prohibition Orders Issued	Percentage	In-Custody	Citations
664/187 PC	Attempt Murder				
215 PC	Carjacking				
211 PC 664/211/212.5 PC	Robbery/ Attempt Robbery	1		1	
241/243/422/415(3) PC	Assault/Battery/Threats to Station Agents	1		1	
243/422 PC	Battery/Threats to Train Operator				
243/422 PC	Battery/Threats to System Service or Other				
243(b)/69/422PC	Battery/Threats to Officer	4		3	1
243(e)(1) PC	Domestic Battery	3		3	
273.5 PC	Domestic Battery– Corporal Injury	2		2	
243.3/243d/422 PC	Battery/Threats to Patron	3		3	
243.4/288 PC	Sexual Battery				
245 PC	Assault with Deadly Weapon	2		2	
273d(a) PC/ 243a(b) PC	Child Abuse/ Endangerment				
314 PC	Indecent Exposure	1		1	
417 PC	Brandishing Weapon				
647(a) PC	Lewd Conduct				
11352/11360 H&S	Narcotic Sales				
148 PC ;/ 237 PC	Resisting Arrest/ False Imprisonment				
369 I PC	Trespassing PO Violation	3		2	1
Total		20	100%**	18 (%) **	2 (%) **

2021 AB730 STATISTICS

Crime	Description	Arrests	Prohibition Appeals	Mental Illness *	Transient	Juvenile (<18)
664/187 PC	Attempt Murder					
215 PC	Carjacking					
211 PC 664/211/212.5 PC	Robbery/ Attempt Robbery	1				
243/422 PC	Battery/Threats to Station Agent	1				
243/422 PC	Battery/Threats to Train Operator					
243/422 PC	Battery/Threats to System Service or Other					
243(b)/69/422 PC	Battery/Threats to Officer	3				
243(e)(1) PC	Domestic Battery	3				
273.5 PC	Domestic Battery-- Corporal Injury	2				
243.3 PC/ 422 PC	Battery/Threats to Patron	3				
243.4/288 PC	Sexual Battery					
245 PC	Assault w/ Deadly Weapon	2				
487(c) PC	Theft from Person					
314 PC	Indecent Exposure	1				
417 PC	Brandishing Weapon					
647(A) PC	Lewd Conduct					
11352/11360 H&S	Sales of Illegal Narcotics					
148 PC i/ 237 PC	Resisting Arrest/ False Imprisonment					
369 I PC	Trespassing PO Violation	2			2	
Total		18	(0%)**	0 (%)**	2 (%)**	0 (%)**

2021 AB730 STATISTICS

Crime Classification	Prohibition Orders Issued	Percentage
Felony	8	%
Misdemeanor	12	%
	20	100%

Gender	Prohibition Orders Issued	Percentage
Male	20	%
Female	0	%
	20	100%

Ethnic Background	Prohibition Orders Issued	Percentage
Black	13	%
Hispanic	6	%
Other	1	%
White	0	%
	20	100%**

Age	Prohibition Orders Issued	Percentage
17 & Under	0	%
18 to 25	5	%
26 to 35	10	%
36 to 45	3	%
46 to 55	1	%
56 +	1	%
	20	100%**

2021 AB730 STATISTICS

Age/Ethnic Background	Black	Hispanic	Other	White
17 & Under	0	0	0	0
18 to 25	3	2	0	0
26 to 35	5	4	1	0
36 to 45	3	0	0	0
46 to 55	1	0	0	0
56 +	1	0	0	0
	13	6	1	0
	(%)**	(%)**	(%)**	(%)**

Month	Prohibition Orders Issued	Percentage
January	13	%
February	16	%
March	19	%
April	19	%
May	20	%
June	17	%
July	23	%
August	18	%
September	20	%
October		%
November		%
December		
Year to date total =	162	100%**

Zone	Prohibition Orders Issued	Percentage
Zone 1 (Oakland)	7	%
Zone 2R (Berkeley & West Contra Costa County)	3	%
Zone 2C (East Contra Costa County)	6	%
Zone 3 (South Alameda County)	0	%
Zone 4 (San Francisco County)	2	%
Zone 5 (San Mateo County)	2	%
Zone 6 (Santa Clara County)	0	
	20	100.25%**

2021 AB730 STATISTICS

Station	Zone	Prohibition Orders	Percentage
12 th Street (Oakland)	1		
16 th Street (San Francisco)	4		
19 th Street (Oakland)	1		
24 th Street (San Francisco)	4		
Ashby (Berkeley) – AHS	2r		
Balboa Park (San Francisco) – BPS	4		
Bay Fair (San Leandro) – BFS	3		
Berkeley - BES	2r	1	
Berryessa - BYS	6		
Castro Valley – CVS	3		
Civic Center (San Francisco) – CCS	4	1	
Coliseum (Oakland) – COS	1	2	
Colma – CLS	5		
Concord - CDS	2c		
Daly City – DCS	5		
Dublin Pleasanton – DPS	3		
El Cerrito Del Norte – CNS	2r		
El Cerrito Plaza – CPS	2r	1	
Embarcadero (San Francisco) – EMS	4		
Fremont - FMS	3		
Fruitvale (Oakland) – FVS	1	1	
Glen Park (San Francisco) - GPS	4	1	
Hayward – HAS	3		
Lafayette – LFS	2c		
Lake Merritt (Oakland) – LMS	1	1	
MacArthur (Oakland) – MAS	1	2	
Millbrae – MBS	5	1	
Milpitas - MPS	6		
Montgomery Street (SF) – MOS	4	1	
North Berkeley – NBS	2r		
North Concord – NCS	2c	1	
Orinda - ORS	2c		
Pittsburg – PBS	2c	2	
Pleasant Hill – PHS	2c		
Powell Street (San Francisco) – PPS	4		
Richmond – RIS	2r	1	
Rockridge - ROS	2c		
San Bruno – SBS	5		
San Leandro – SLS	3		
South Hayward – SHS	3		
South San Francisco – SSS	5		
Union City – UCS	3	1	
Walnut Creek – WCS	2c		
Warm Springs – WSS	3		
West Dublin – WDS	3		
West Oakland – OWS	1	2	
San Francisco Airport (SFO)	5		
Other BART Property (P&R)		1	
Total Stations		20	100%**

2021 AB730 STATISTICS

Public Utilities Code Section 99171(a) (1) (A)

There have been 0 violations during this month. No subjects were cited on three separate occasions for the violations, within a period of 90 consecutive days.

Violation	Description	Number of Violations
640(d)(1) PC	Willfully Disturbing Others	0
640(d)(4) PC	Blocking Free Movement	0
Total		0

*** In all cases involving mental illness issues, subjects are transported to and evaluated at a psychiatric facility prior to being booked at the jail or cited.**

**** Percentages rounded to nearest quarter of a percent - .25**

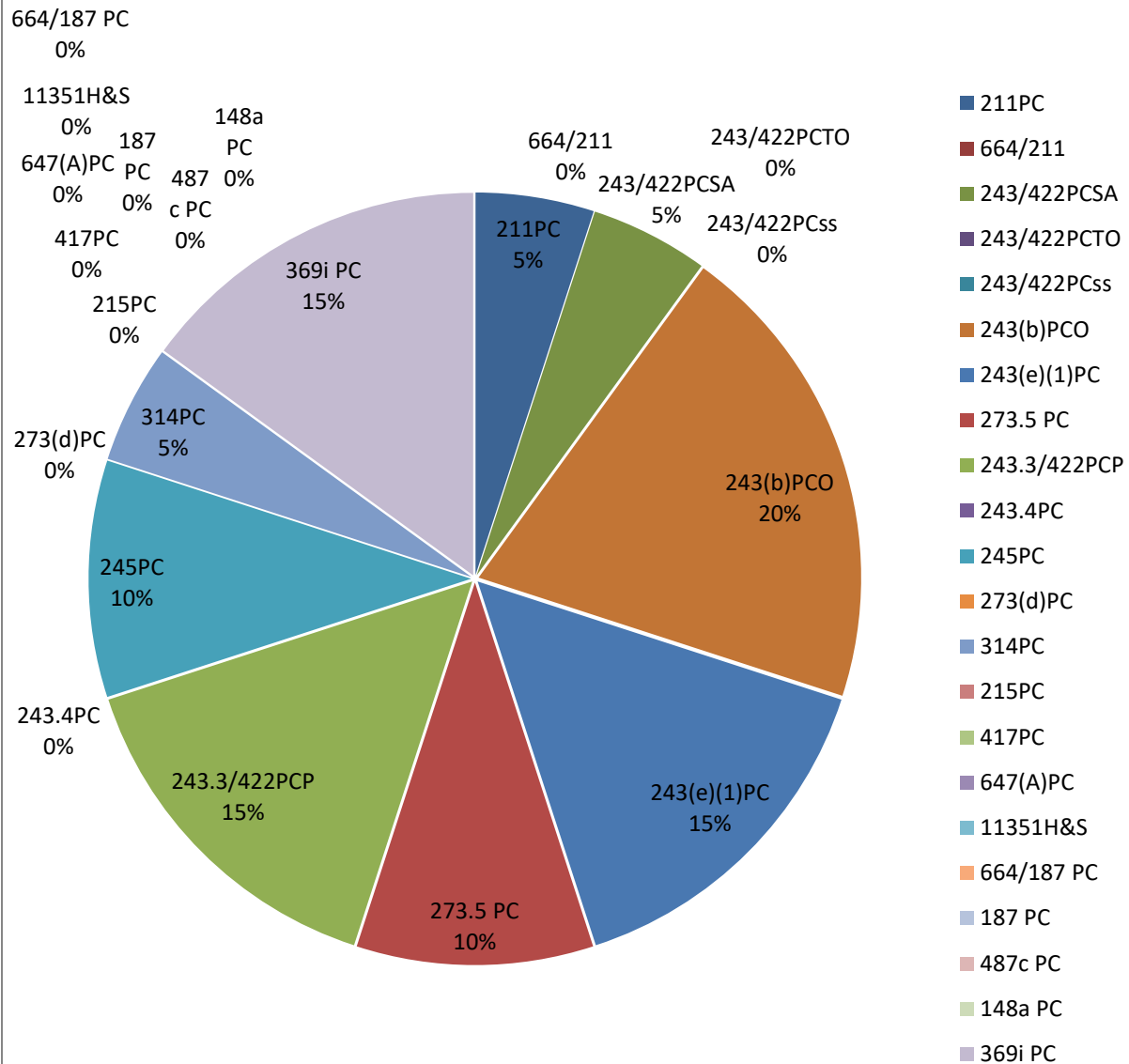
; Not a qualifying offense

Top 5 Stations for Part I Crime		
Arrests and Citations		
Felony		Not Available
Misdemeanor		Not Available
Arrest by Citation		Not Available
Fare Evasion		Not Available
Total Commendations Written		Not Available
Total Calls to ISRC (Dispatch)		Not Available
Total phone calls, 911 call, events created	Total Phone calls answered by ISRC	Not Available
	Total 911 Calls	Not Available
Field Interview Cards		Not Available

2021 AB730 STATISTICS

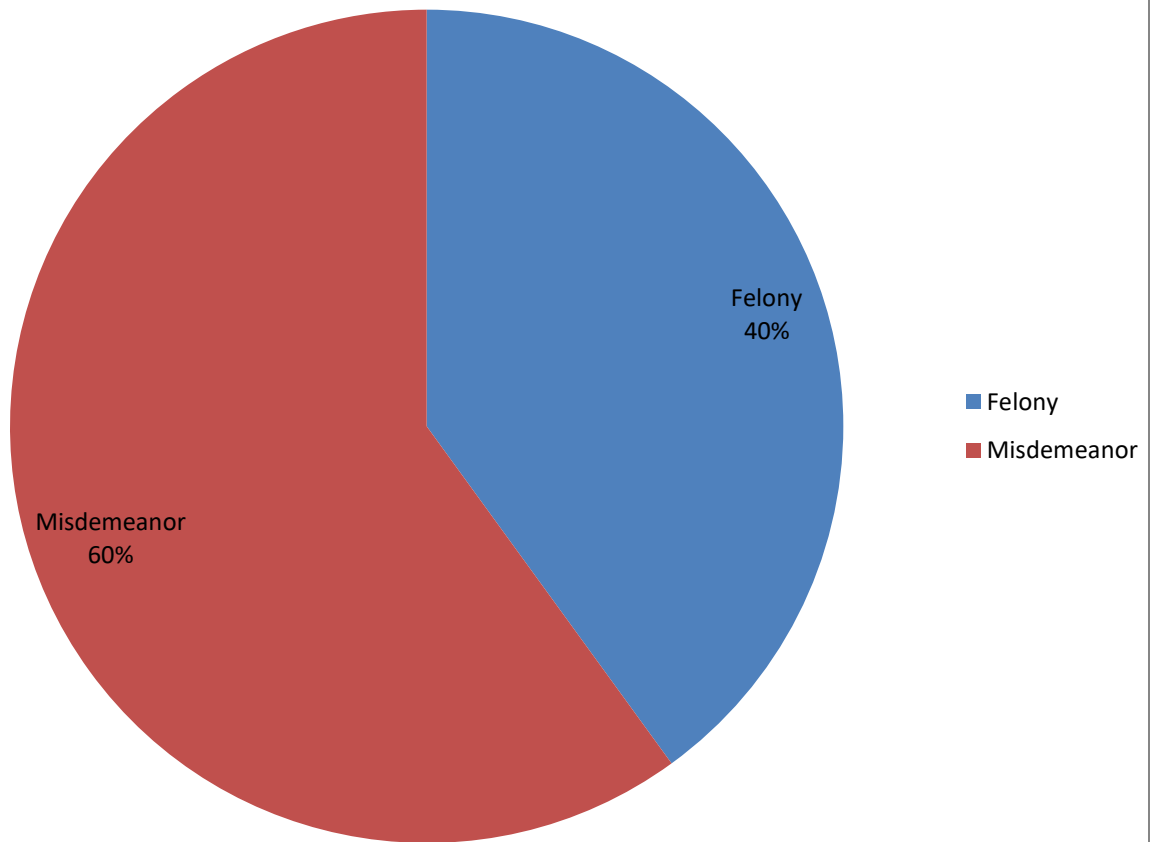
AB730 Violation Statistics September (2021)

Arrests

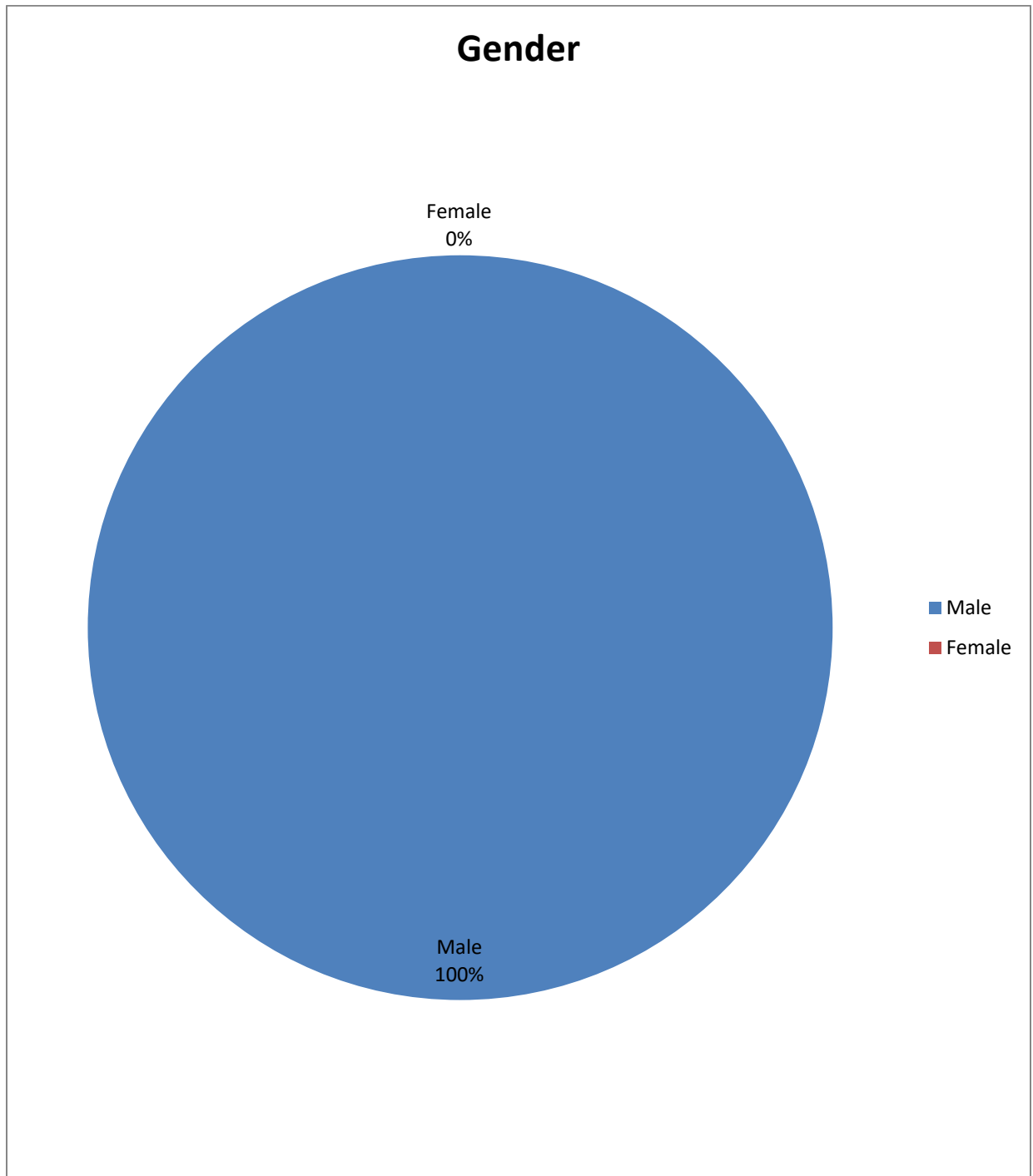


AB730 Violation Statistics September (2021)

Crime Classification

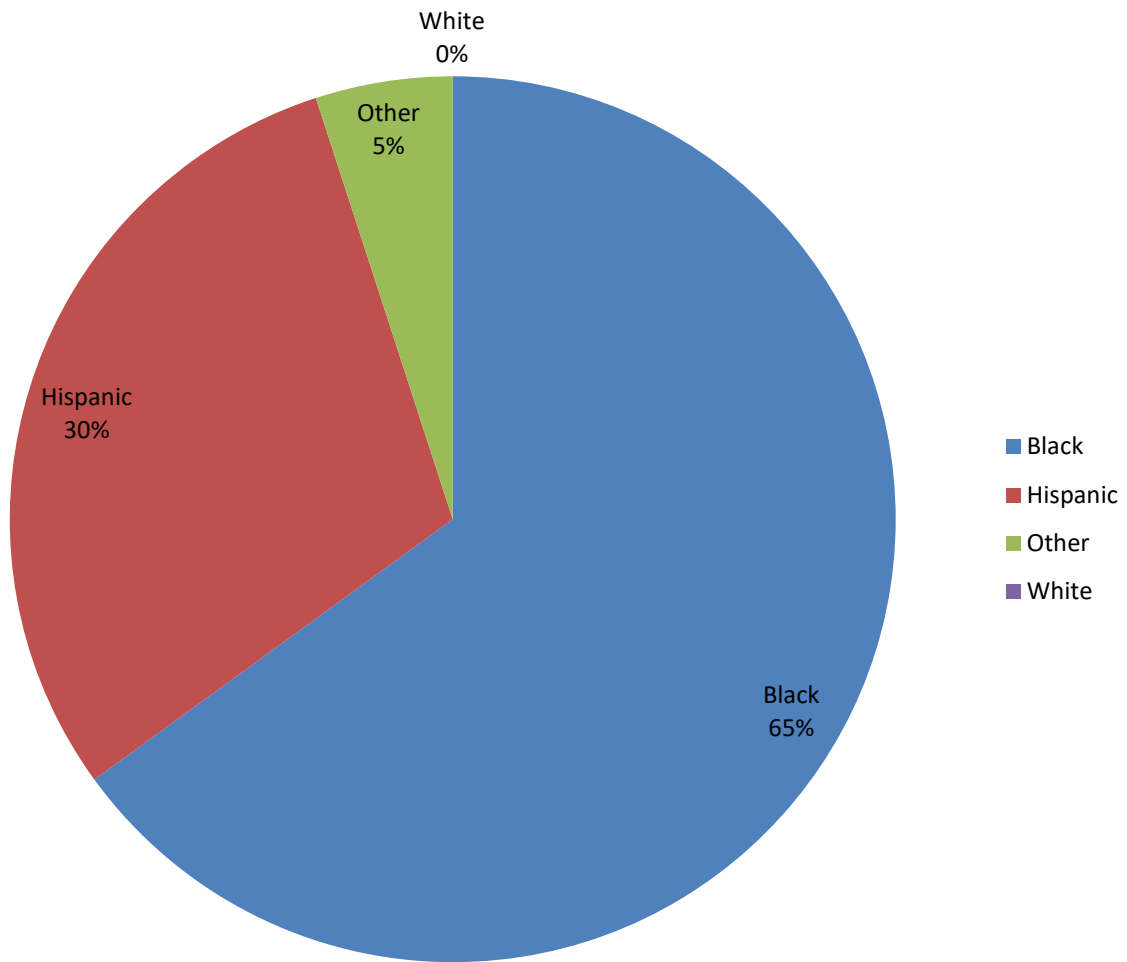


AB730 Violation Statistics September (2021)



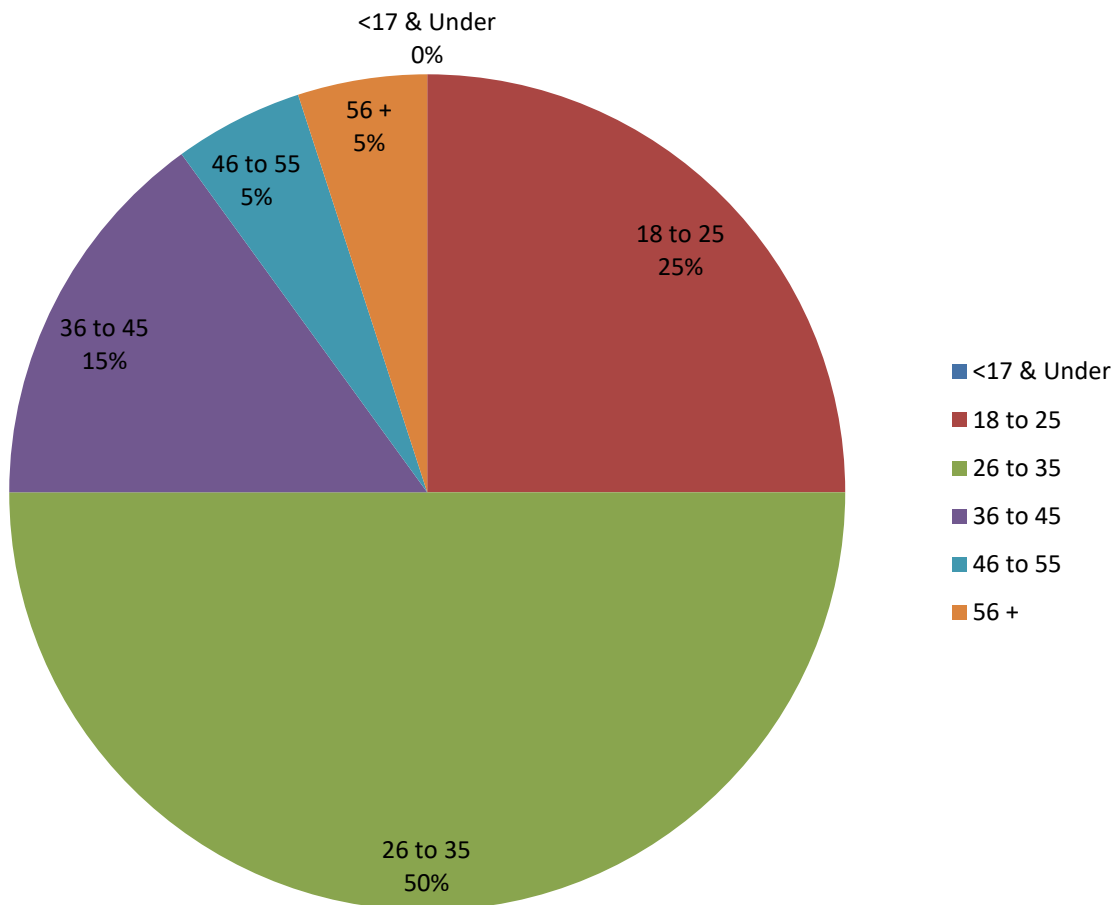
AB730 Violation Statistics September (2021)

Ethnic Background

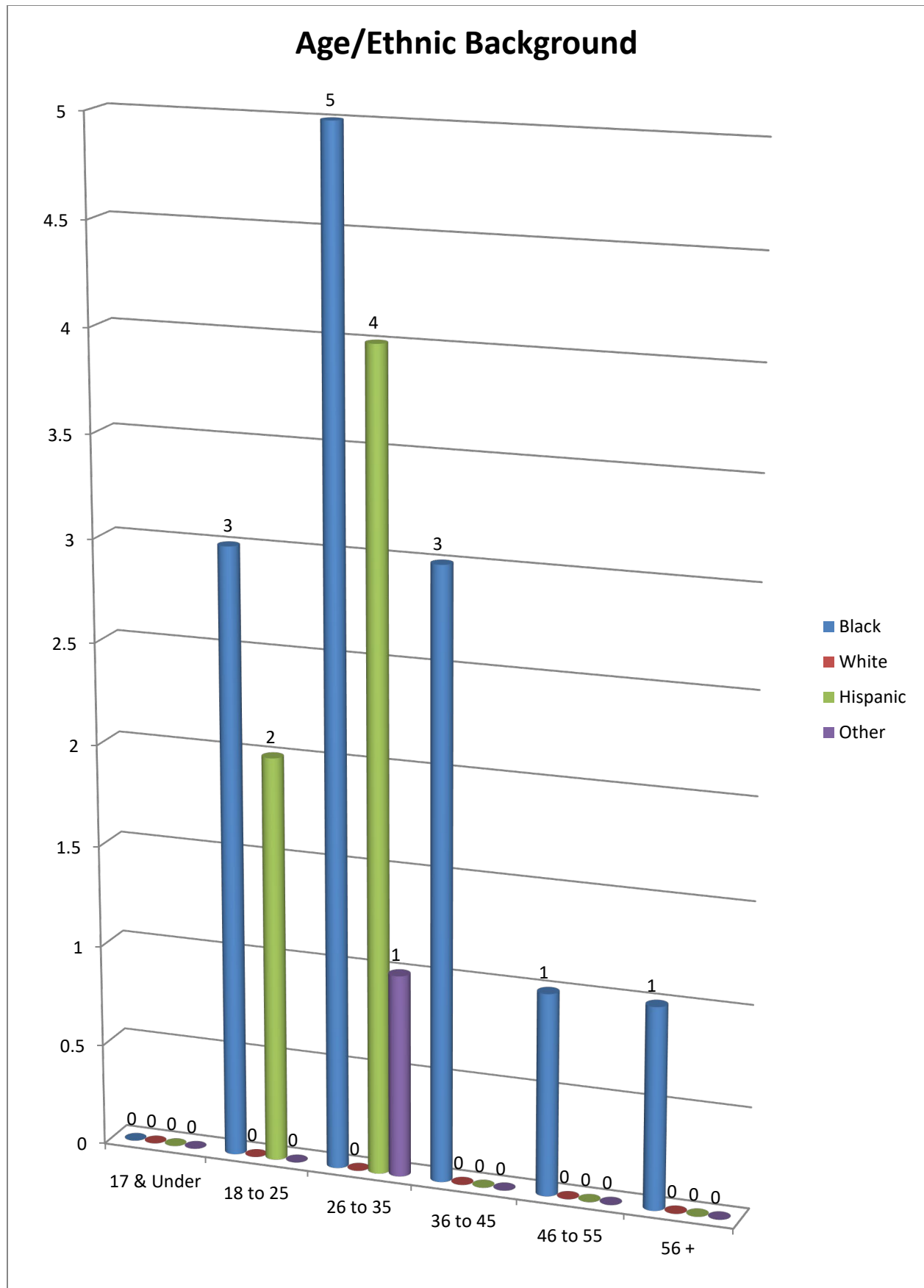


AB730 Violation Statistics September (2021)

Age

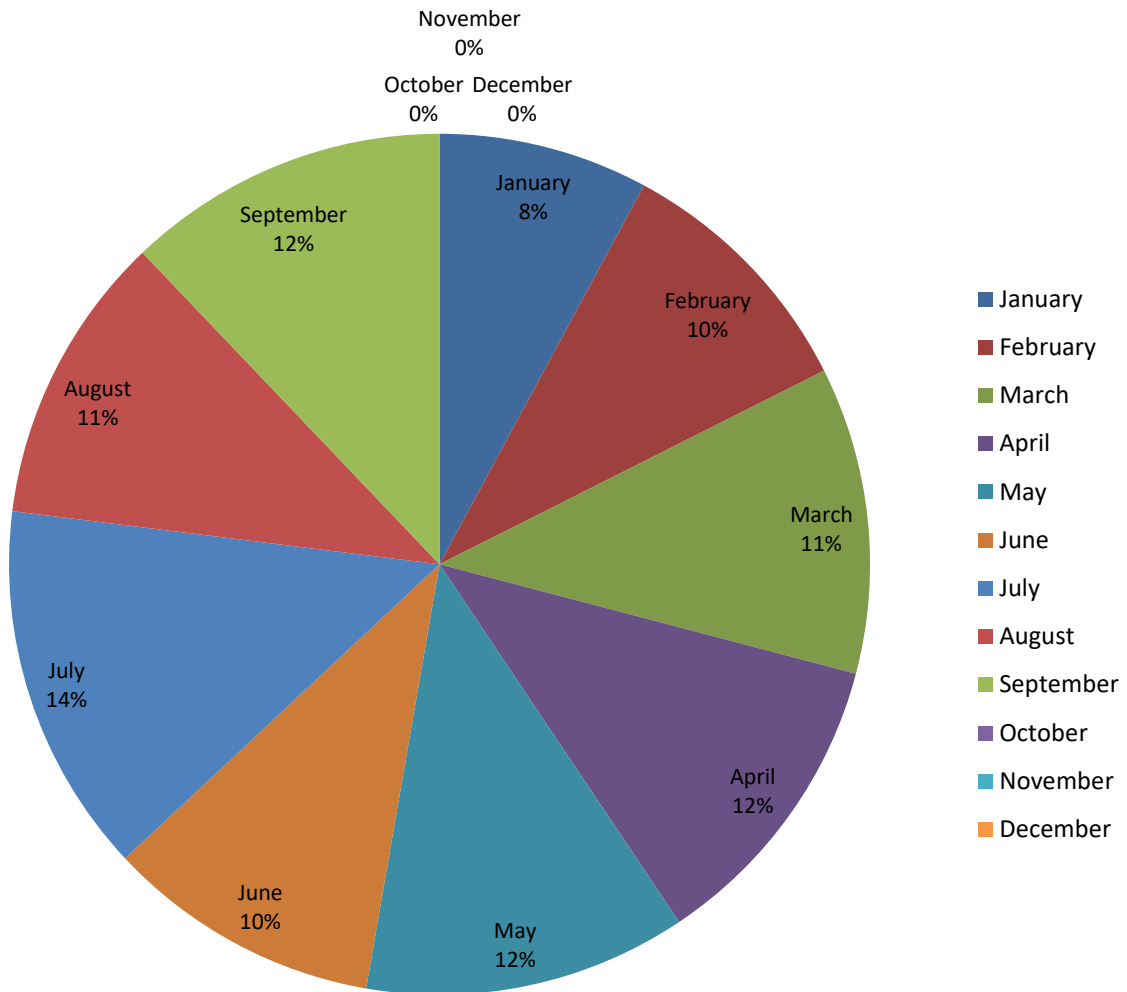


AB730 Violation Statistics September (2021)

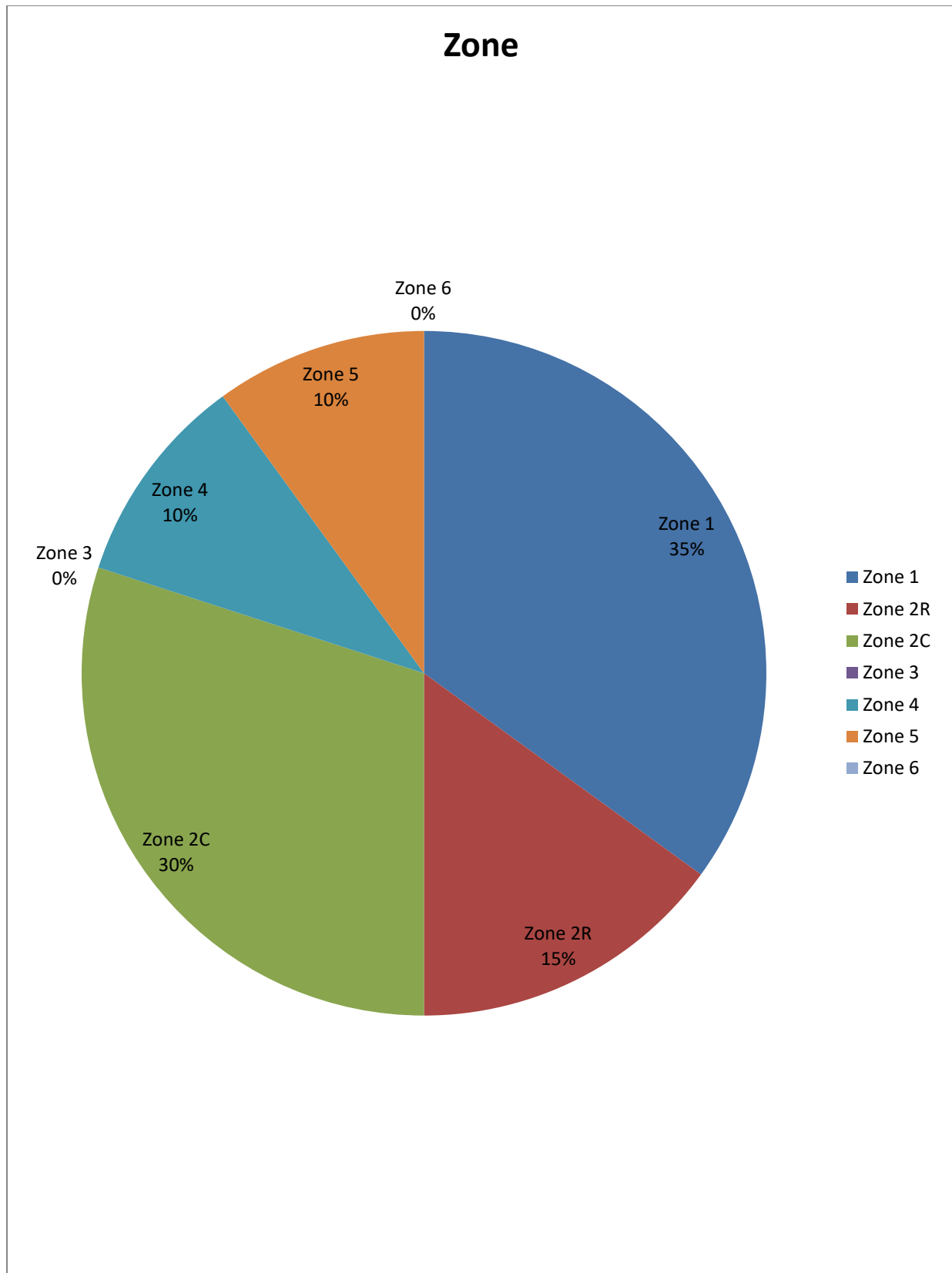


AB730 Violation Statistics September (2021)

Year to Date by Month

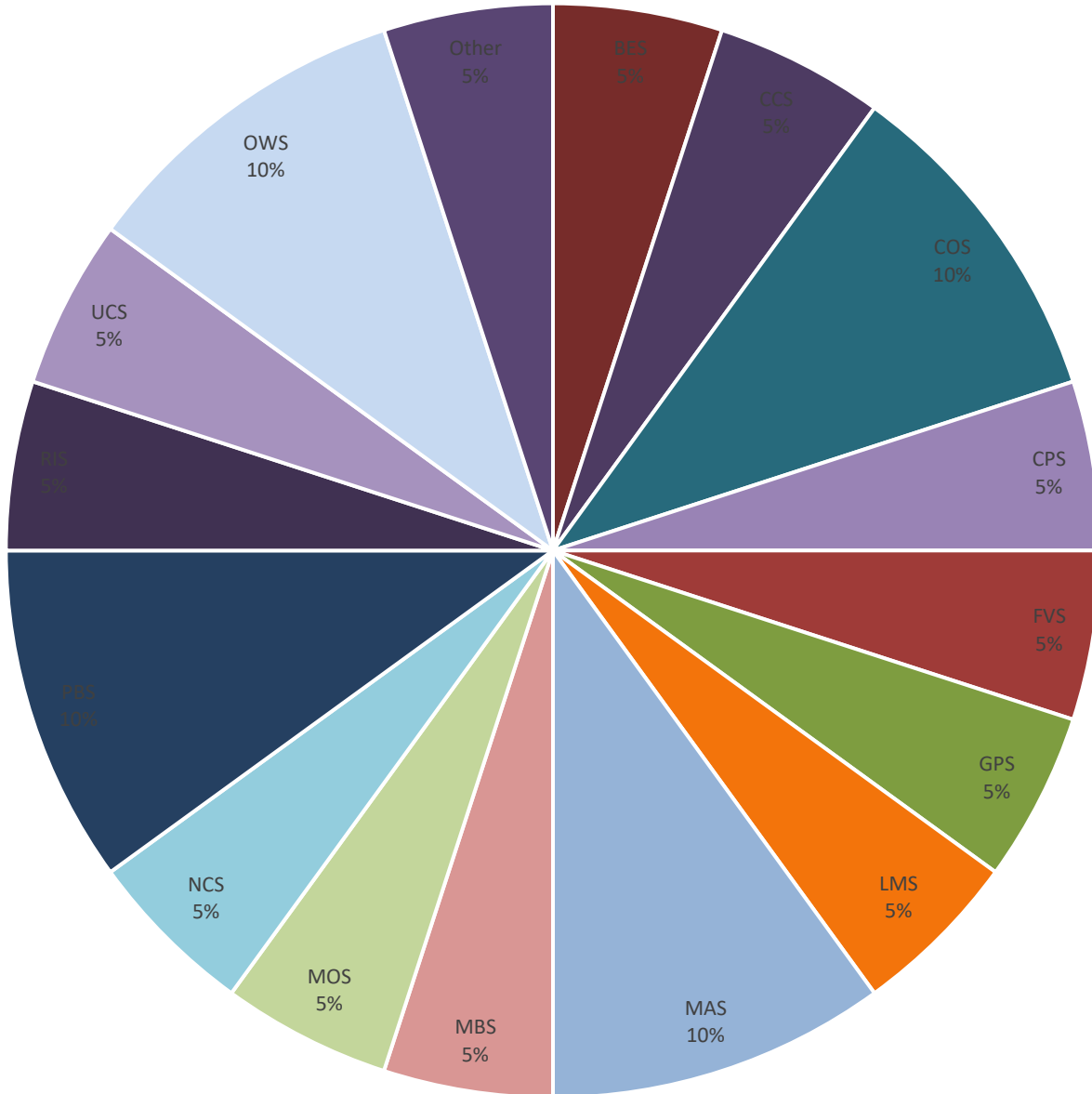


AB730 Violation Statistics September (2021)



AB730 Violation Statistics September (2021)

Stations



■ 12th ■ 16th ■ 19th ■ 24th ■ AHS ■ BPS ■ BFS ■ BES ■ CVS ■ CCS ■ COS ■ CLS
 ■ CDS ■ DCS ■ DPS ■ CPS ■ CNS ■ EMS ■ FMS ■ FVS ■ GPS ■ HAS ■ LAS ■ LMS
 ■ MAS ■ MBS ■ MOS ■ NBS ■ NCS ■ ORS ■ PBS ■ PHS ■ PPS ■ RIS ■ ROS ■ SLS
 ■ SFO ■ SHS ■ SSF ■ UCS ■ WCS ■ WDS ■ OWS ■ SBS ■ WSS ■ Other