

Prohibition Order Statistics
(From May 1, 2021 to May 30, 2021)

Crime	Description	Prohibition Orders Issued	Percentage	In- Custody	Citations
664/187 PC	Attempt Murder				
215 PC	Carjacking				
211 PC 664/211/212.5 PC	Robbery/ Attempt Robbery	1		1	
241/243/422/415(3) PC	Assault/Battery/Threats to Station Agents	5		5	
243/422 PC	Battery/Threats to Train Operator				
243/422 PC	Battery/Threats to System Service or Other				
243(b)/69/422PC	Battery/Threats to Officer	2		2	
243(e)(1) PC	Domestic Battery				
273.5 PC	Domestic Battery– Corporal Injury	1		1	
243.3/243d/422 PC	Battery/Threats to Patron	6		5	1
243.4/288/261 PC	Sexual Battery/rape by force	1		1	
245 PC	Assault with Deadly Weapon	1		1	
273d(a) PC/ 243a(b) PC	Child Abuse/ Endangerment				
314 PC	Indecent Exposure				
417 PC	Brandishing Weapon	2		2	
647(a) PC	Lewd Conduct				
11352/11360 H&S	Narcotic Sales	1		1	
148 PC / 237 PC	Resisting Arrest/ False Imprisonment				
Total		20	100%**	19 (%) **	1 (%) **

2021 AB730 STATISTICS

Crime	Description	Arrests	Prohibition Appeals	Mental Illness *	Transient	Juvenile (<18)
664/187 PC	Attempt Murder					
215 PC	Carjacking					
211 PC 664/211/212.5 PC	Robbery/ Attempt Robbery	1			1	
243/422 PC	Battery/Threats to Station Agent	5			2	
243/422 PC	Battery/Threats to Train Operator					
243/422 PC	Battery/Threats to System Service or Other					
243(b)/69/422 PC	Battery/Threats to Officer	2			1	
243(e)(1) PC	Domestic Battery					
273.5 PC	Domestic Battery-- Corporal Injury	1				
243.3 PC/ 422 PC	Battery/Threats to Patron	5				
243.4/288/261 PC	Sexual Battery/rape by force	1			1	
245 PC	Assault w/ Deadly Weapon	1				
487(c) PC	Theft from Person					
314 PC	Indecent Exposure					
417 PC	Brandishing Weapon	2				
647(A) PC	Lewd Conduct					
11352/11360 H&S	Sales of Illegal Narcotics	1			1	
148 PC i/ 237 PC	Resisting Arrest/ False Imprisonment					
Total		19 (%)**	(0%)**	0 (%)**	6 (%)**	0 (%)**

2021 AB730 STATISTICS

Crime Classification	Prohibition Orders Issued	Percentage
Felony	12	%
Misdemeanor	8	%
	20	100%

Gender	Prohibition Orders Issued	Percentage
Male	17	%
Female	3	%
	20	100%

Ethnic Background	Prohibition Orders Issued	Percentage
Black	12	%
Hispanic	7	%
Other	0	%
White	1	%
	20	100%**

Age	Prohibition Orders Issued	Percentage
17 & Under	1	%
18 to 25	2	%
26 to 35	9	%
36 to 45	5	%
46 to 55	2	%
56 +	1	%
	20	100%**

2021 AB730 STATISTICS

Age/Ethnic Background	Black	Hispanic	Other	White
17 & Under		1		
18 to 25	1	1		
26 to 35	6	3		
36 to 45	3	1		1
46 to 55	1	1		
56 +	1			
	12	7		1
	(%)**	(%)**	(%)**	(%)**

Month	Prohibition Orders Issued	Percentage
January	13	%
February	16	%
March	19	%
April	19	%
May	20	%
June		%
July		%
August		%
September		%
October		%
November		%
December		
Year to date total =	84	100%**

Zone	Prohibition Orders Issued	Percentage
Zone 1 (Oakland)	4	%
Zone 2R (Berkeley & West Contra Costa County)	1	%
Zone 2C (East Contra Costa County)	4	%
Zone 3 (South Alameda County)	5	%
Zone 4 (San Francisco County)	4	%
Zone 5 (San Mateo County)	2	%
	20	100.25%**

2021 AB730 STATISTICS

Station	Zone	Prohibition Orders	Percentage
12 th Street (Oakland)	1	2	
16 th Street (San Francisco)	4	2	
19 th Street (Oakland)	1	1	
24 th Street (San Francisco)	4		
Antioch (Contra Costa) ATS	2c	1	
Ashby (Berkeley) – AHS	2r	1	
Balboa Park (San Francisco) – BPS	4	1	
Bay Fair (San Leandro) – BFS	3		
Berkeley - BES	2r		
Castro Valley – CVS	3		
Civic Center (San Francisco) – CCS	4		
Coliseum (Oakland) – COS	1		
Colma – CLS	5		
Concord - CDS	2c		
Daly City – DCS	5	1	
Dublin Pleasanton – DPS	3		
El Cerrito Del Norte – CNS	2r	1	
El Cerrito Plaza – CPS	2r		
Embarcadero (San Francisco) – EMS	4	1	
Fremont - FMS	3	2	
Fruitvale (Oakland) – FVS	1		
Glen Park (San Francisco) - GPS	4		
Hayward – HAS	3		
Lafayette – LFS	2c		
Lake Merritt (Oakland) – LMS	1		
MacArthur (Oakland) – MAS	1		
Millbrae – MBS	5	1	
Montgomery Street (SF) – MOS	4		
North Berkeley – NBS	2r		
North Concord – NCS	2c	1	
Orinda - ORS	2c		
Pittsburg – PBS	2c		
Pleasant Hill – PHS	2c		
Powell Street (San Francisco) – PPS	4		
Richmond – RIS	2r		
Rockridge - ROS	2c		
San Bruno – SBS	5		
San Leandro – SLS	3	1	
South Hayward – SHS	3	1	
South San Francisco – SSS	5		
Union City – UCS	3	1	
Walnut Creek – WCS	2c		
Warm Springs – WSS	3		
West Dublin – WDS	3		
West Oakland – OWS	1	2	
San Francisco Airport (SFO)	5		
Other BART Property (P&R)			
Total Stations		20	100%**

2021 AB730 STATISTICS

Public Utilities Code Section 99171(a) (1) (A)

There have been 0 violations during this month. No subjects were cited on three separate occasions for the violations, within a period of 90 consecutive days.

Violation	Description	Number of Violations
640(d)(1) PC	Willfully Disturbing Others	0
640(d)(4) PC	Blocking Free Movement	0
Total		0

*** In all cases involving mental illness issues, subjects are transported to and evaluated at a psychiatric facility prior to being booked at the jail or cited.**

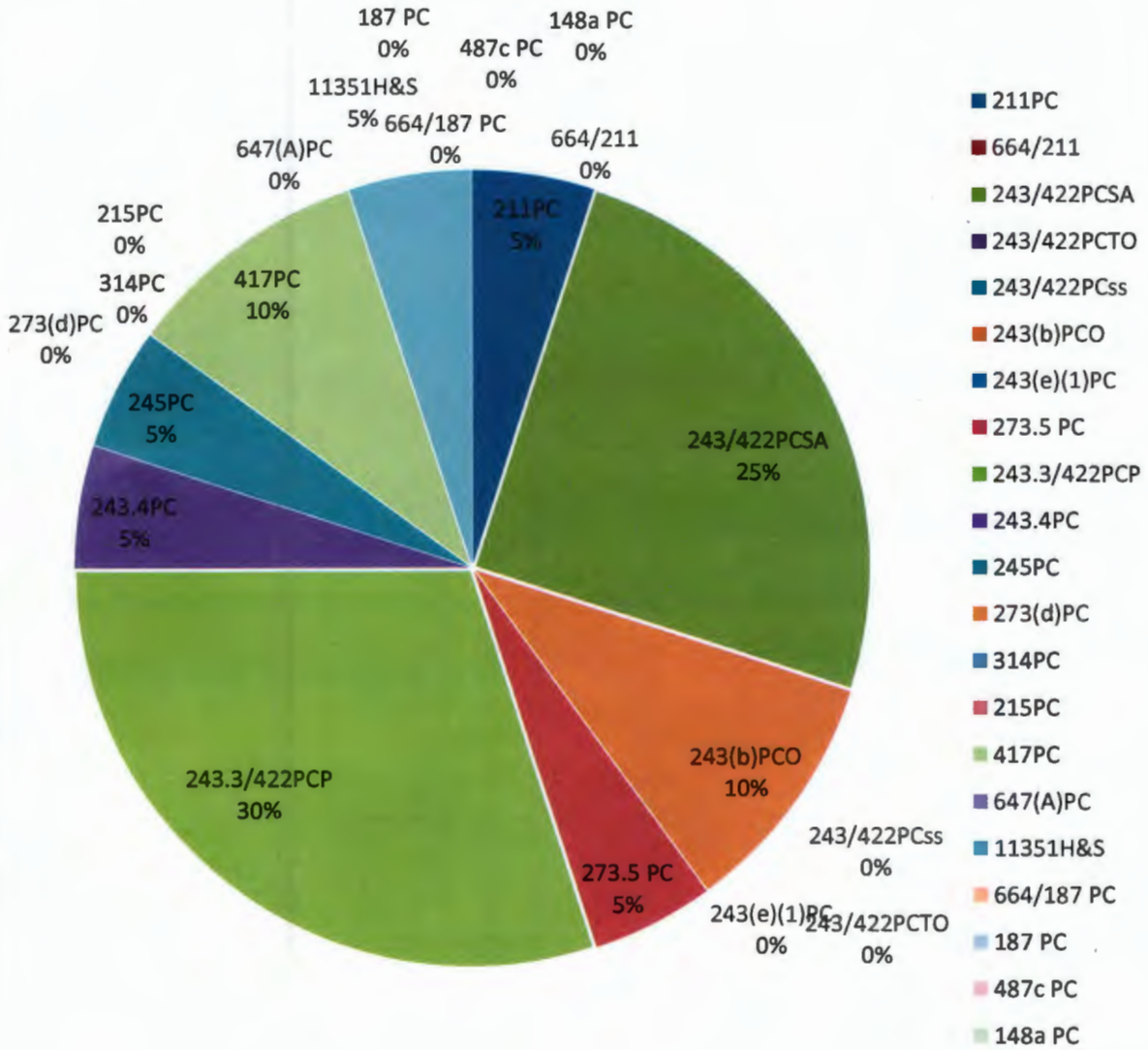
**** Percentages rounded to nearest quarter of a percent - .25**

; Not a qualifying offense

Top 5 Stations for Part I Crime		
Arrests and Citations		
Felony		Not Available
Misdemeanor		Not Available
Arrest by Citation		Not Available
Fare Evasion		Not Available
Total Commendations Written		Not Available
Total Calls to ISRC (Dispatch)		Not Available
Total phone calls, 911 call, events created	Total Phone calls answered by ISRC	Not Available
	Total 911 Calls	Not Available
Field Interview Cards		Not Available

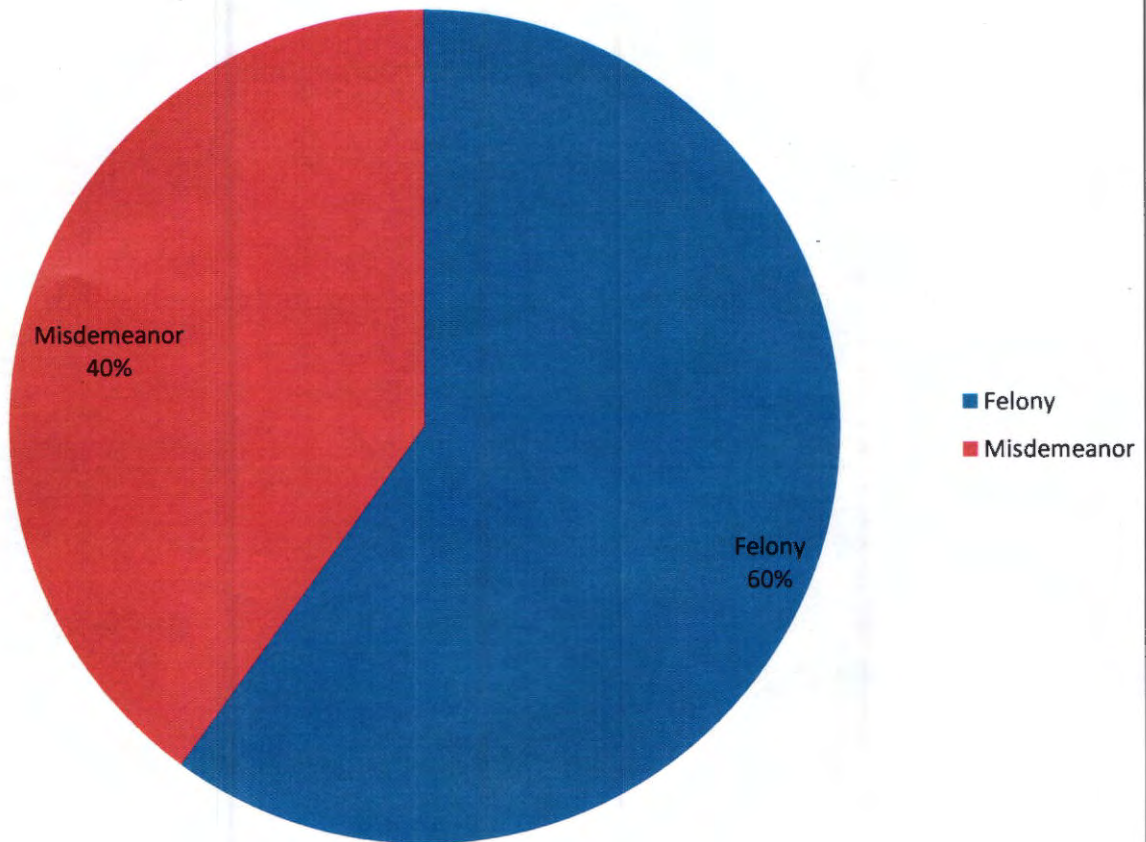
AB730 Violation Statistics May (2021)

Arrests



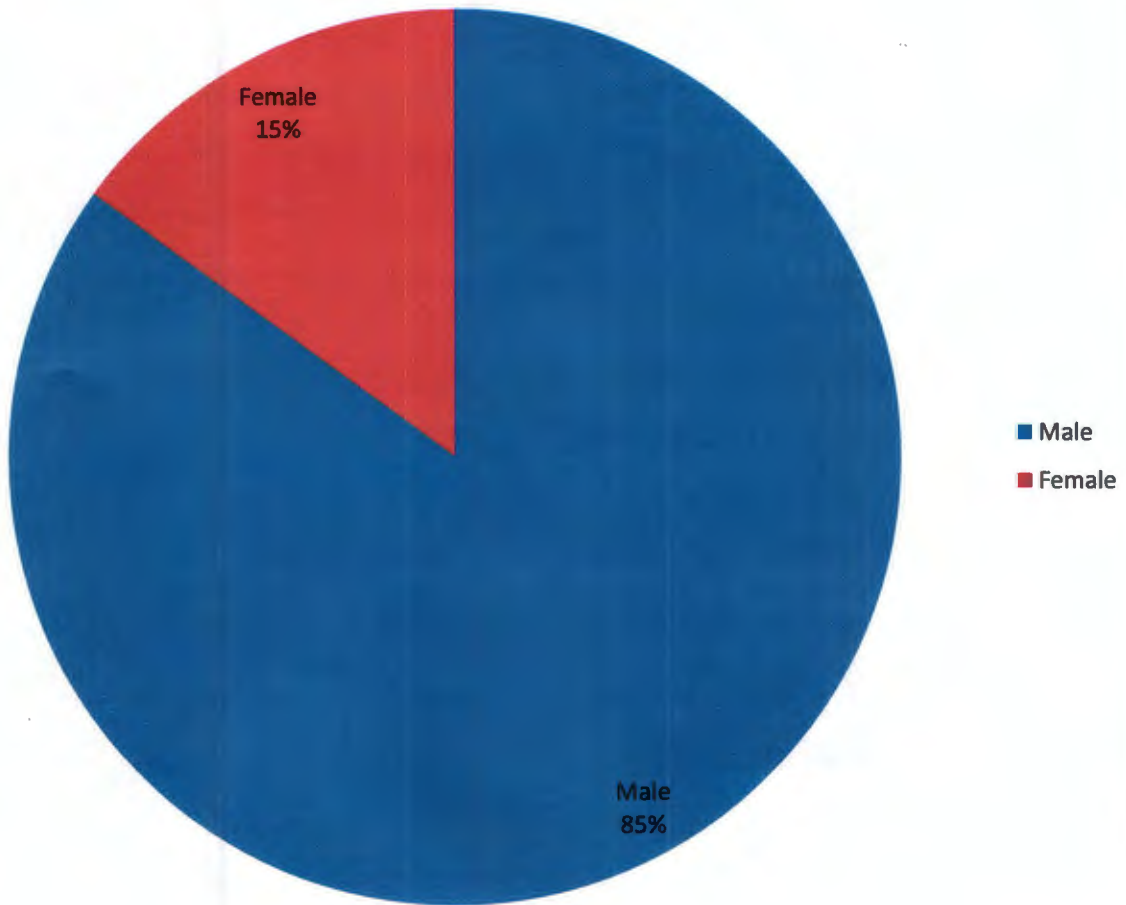
AB730 Violation Statistics May (2021)

Crime Classification



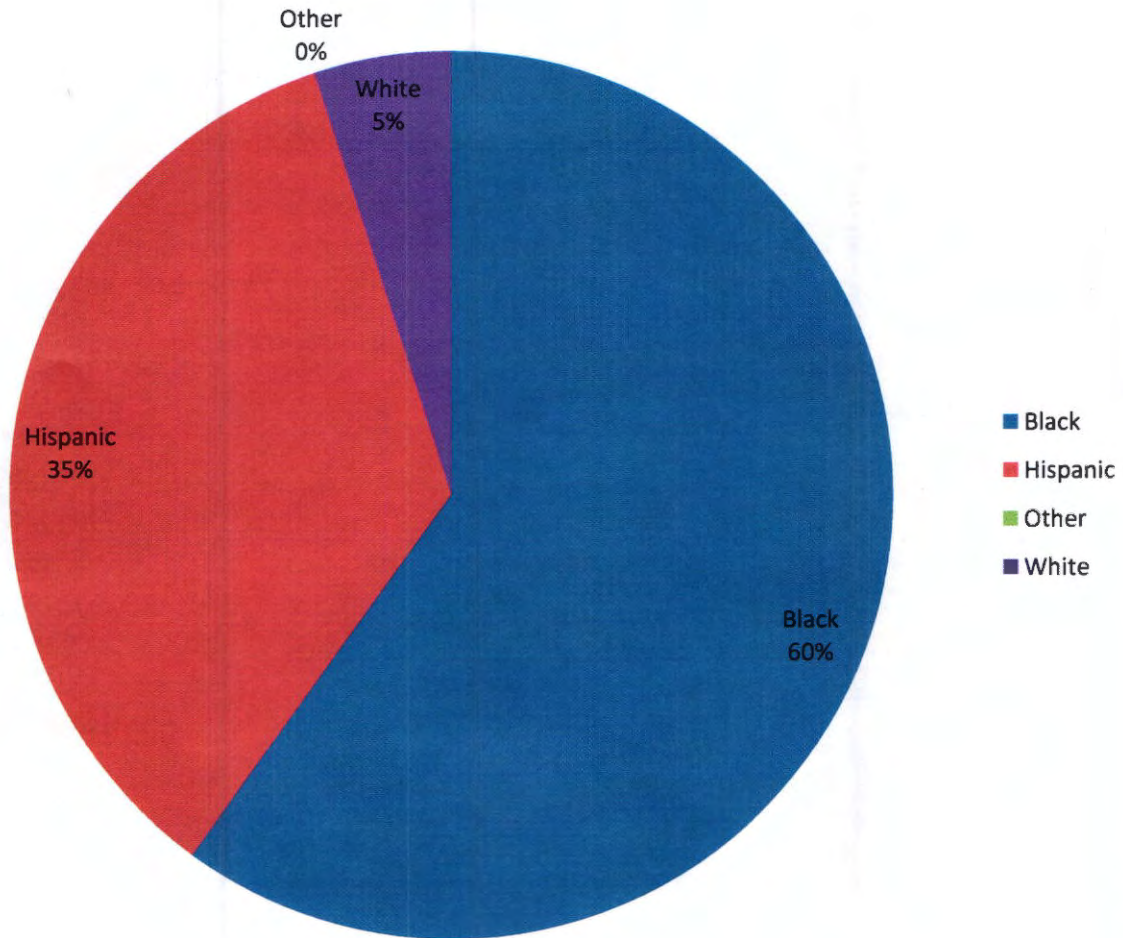
AB730 Violation Statistics May (2021)

Gender



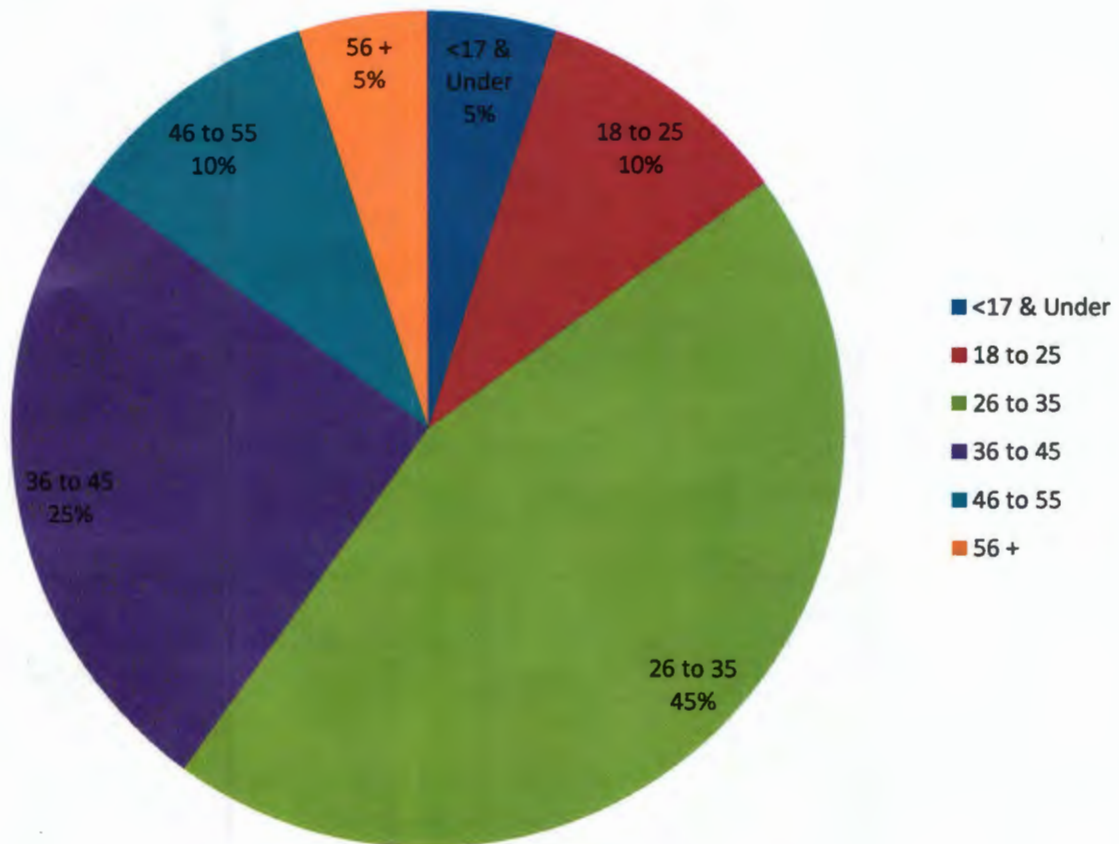
AB730 Violation Statistics May (2021)

Ethnic Background

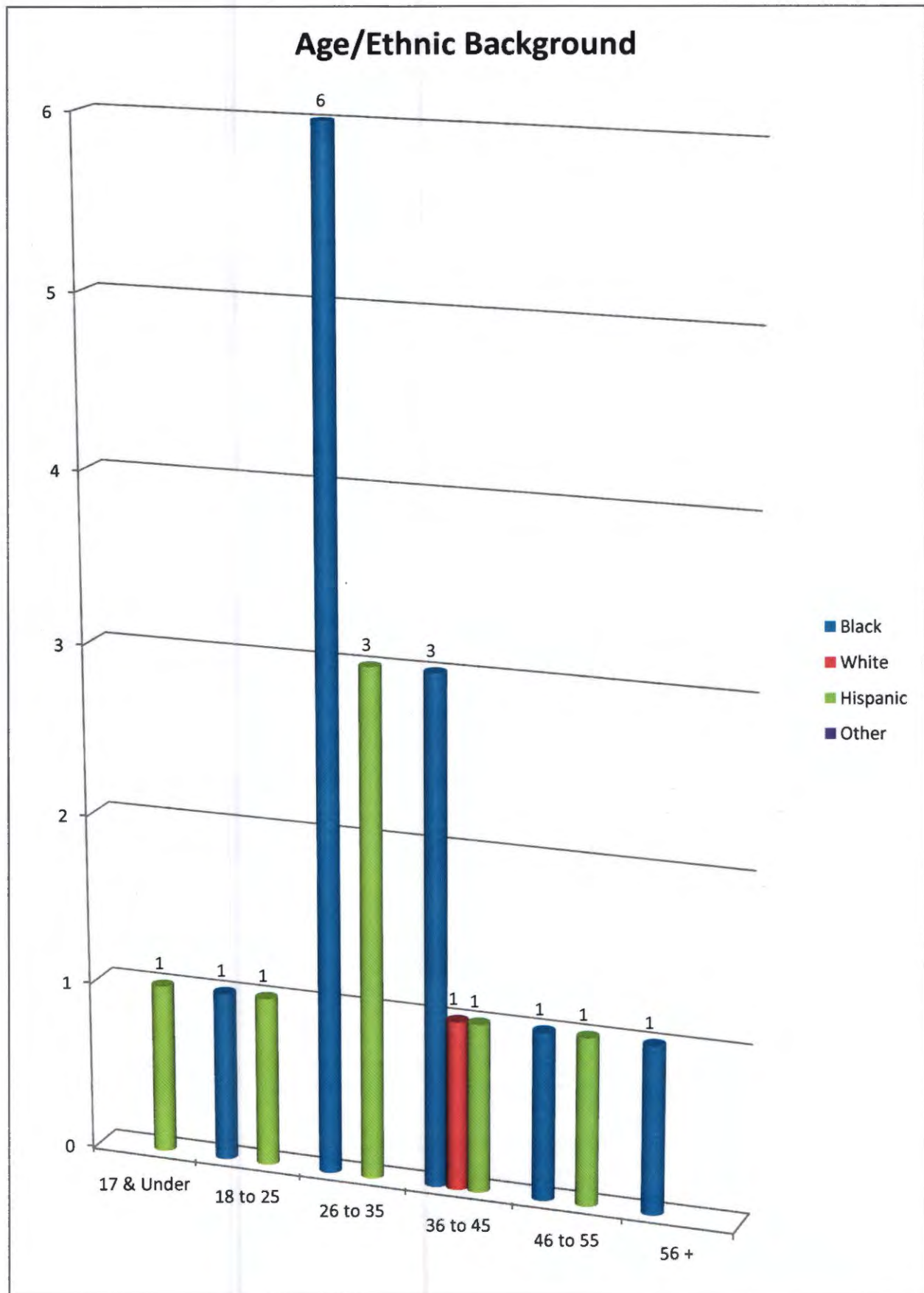


AB730 Violation Statistics May (2021)

Age

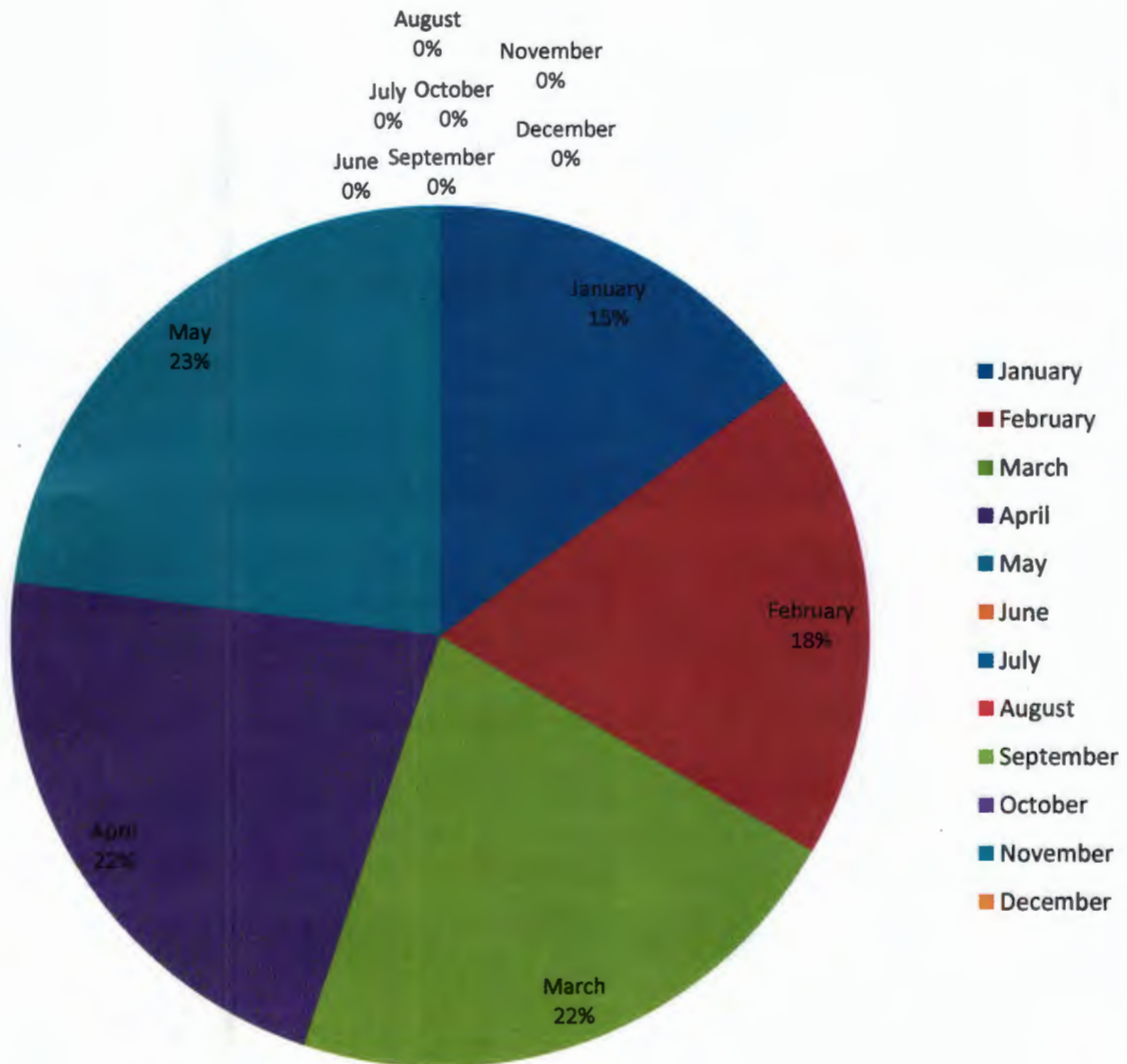


AB730 Violation Statistics May (2021)



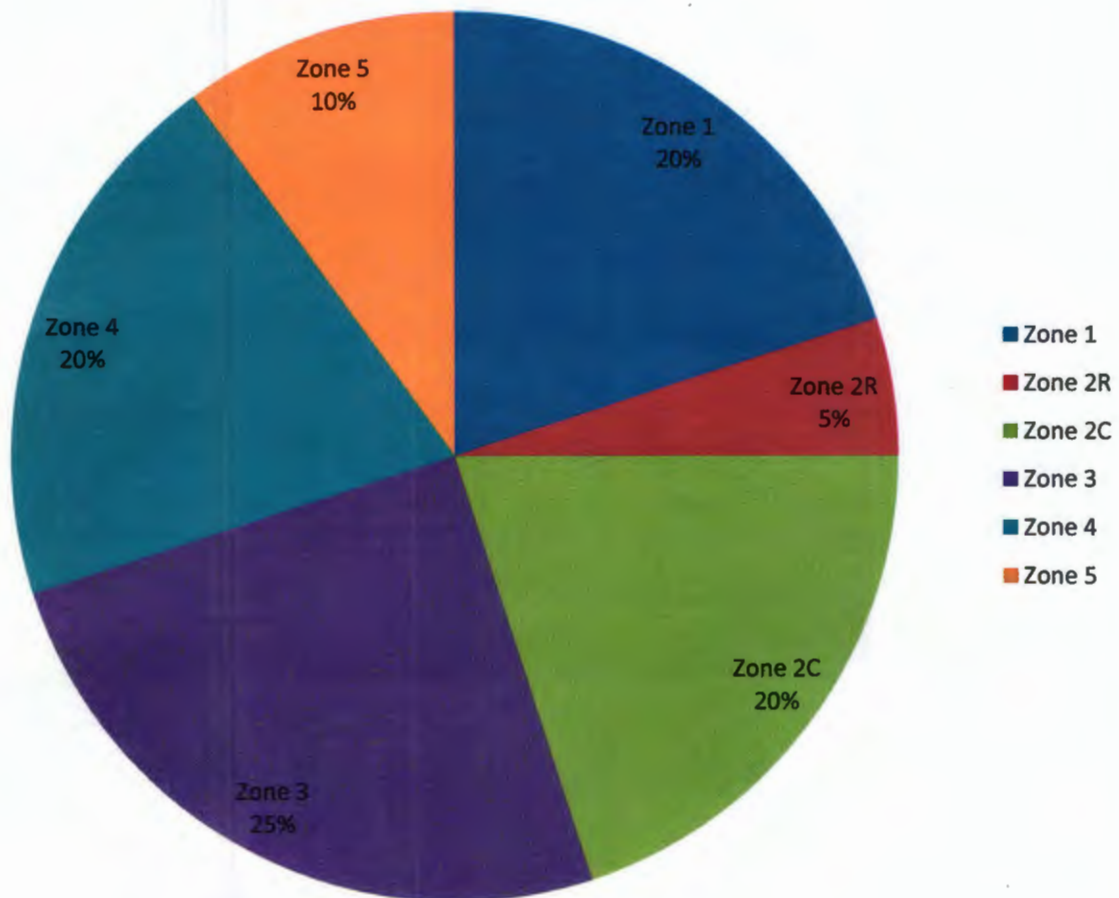
AB730 Violation Statistics May (2021)

Year to Date by Month



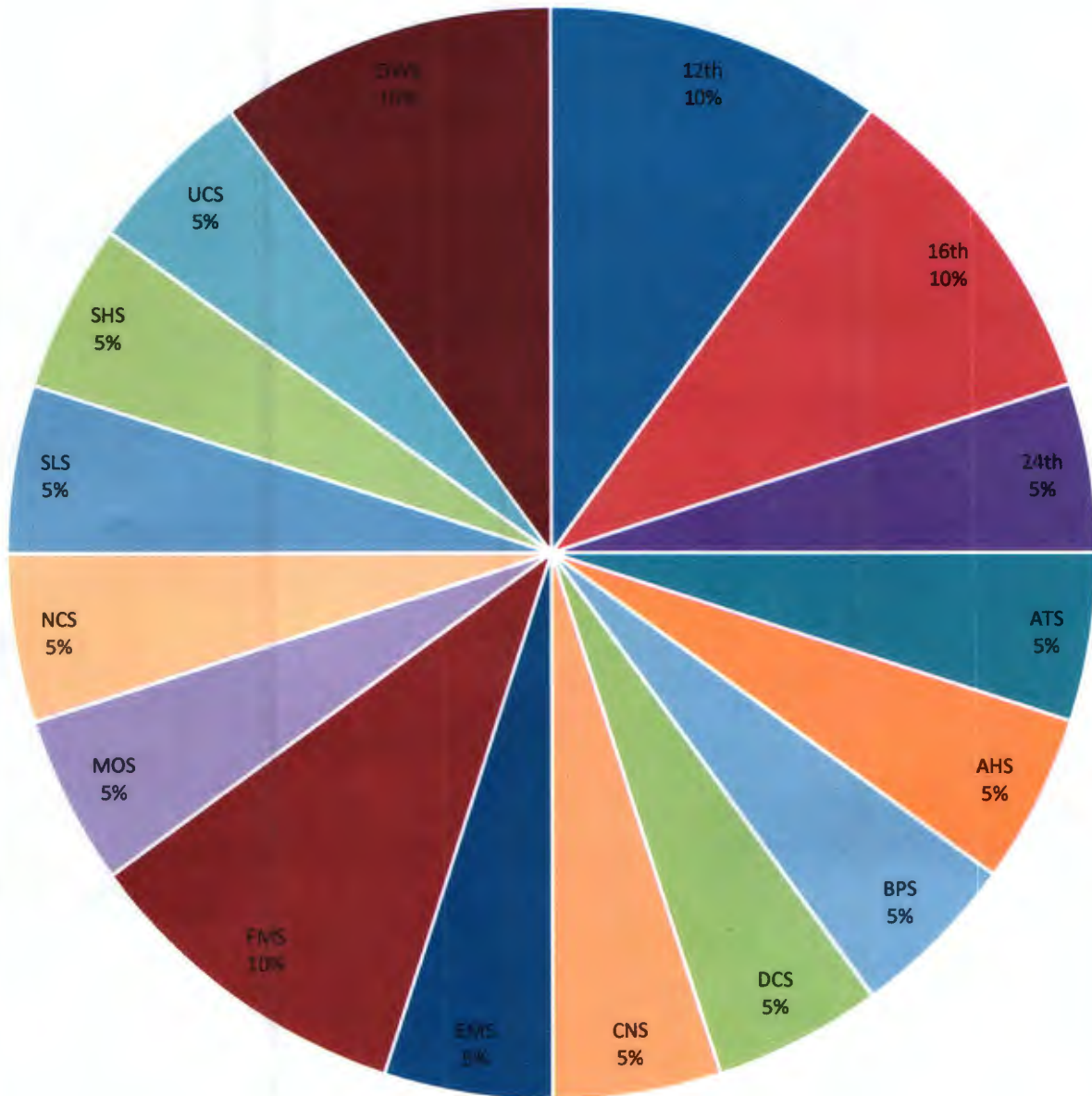
AB730 Violation Statistics May (2021)

Zone



AB730 Violation Statistics May (2021)

Stations



■ 12th ■ 16th ■ 19th ■ 24th ■ ATS ■ AHS ■ BPS ■ BFS ■ BES ■ CVS ■ CCS ■ COS
■ CLS ■ CDS ■ DCS ■ DPS ■ CPS ■ CNS ■ EMS ■ FMS ■ FVS ■ GPS ■ HAS ■ LAS
■ LMS ■ MAS ■ MBS ■ MOS ■ NBS ■ NCS ■ ORS ■ PBS ■ PHS ■ PPS ■ RIS ■ ROS
■ SLS ■ SFO ■ SHS ■ SSF ■ UCS ■ WCS ■ WDS ■ OWS ■ SBS ■ WSS ■ Other