

Prohibition Order Statistics
(From November 1, 2020 to November 30, 2020)

Crime	Description	Prohibition Orders Issued	Percentage	In- Custody	Citations
664/187 PC	Attempt Murder				
215 PC	Carjacking				
211 PC 664/211/212.5 PC	Robbery/ Attempt Robbery	1		1	
241/243/422/415(3) PC	Assault/Battery/Threats to Station Agents	1		1	
243/422 PC	Battery/Threats to Train Operator				
243/422 PC	Battery/Threats to System Service or Other				
243(b)/69/422PC	Battery/Threats to Officer	1		1	
243(e)(1) PC	Domestic Battery	1		1	
273.5 PC	Domestic Battery-- Corporal Injury				
243.3/243d/422 PC	Battery/Threats to Patron	1		1	
243.4/288 PC	Sexual Battery				
245 PC	Assault with Deadly Weapon				
273d(a) PC/ 243a(b) PC	Child Abuse/ Endangerment				
314 PC	Indecent Exposure	1		1	
417 PC	Brandishing Weapon				
647(a) PC	Lewd Conduct	1		1	
11352/11360 H&S	Narcotic Sales				
594(a)2 pc	Vandalism/Property Damage	1		1	
148 PC ;/ 237 PC	Resisting Arrest/ False Imprisonment				
Total		8	100%**	(%) **	(%) **

2020 AB730 STATISTICS

Crime	Description	Arrests	Prohibition Appeals	Mental Illness *	Transient	Juvenile (<18)
664/187 PC	Attempt Murder					
215 PC	Carjacking					
211 PC 664/211/212.5 PC	Robbery/ Attempt Robbery	1				
243/422 PC	Battery/Threats to Station Agent	1				
243/422 PC	Battery/Threats to Train Operator					
243/422 PC	Battery/Threats to System Service or Other					
243(b)/69/422 PC	Battery/Threats to Officer	1				
243(e)(1) PC	Domestic Battery	1				
273.5 PC	Domestic Battery– Corporal Injury					
243.3 PC/ 422 PC	Battery/Threats to Patron	1			1	
243.4/288 PC	Sexual Battery					
245 PC	Assault w/ Deadly Weapon					
487(c) PC	Theft from Person					
314 PC	Indecent Exposure	1				
417 PC	Brandishing Weapon					
647(A) PC	Lewd Conduct	1				
11352/11360 H&S	Narcotics Sales					
594(a)2 pc	Vandalism/Property Damage	1				
148 PC i/ 237 PC	Resisting Arrest/ False Imprisonment	1				
Total		8	0 (%)**	0 (%)**	1 (%)**	0 (%)**

2020 AB730 STATISTICS

Crime Classification	Prohibition Orders Issued	Percentage
Felony	2	%
Misdemeanor	6	%
	8	100%

Gender	Prohibition Orders Issued	Percentage
Male	8	%
Female	0	%
	8	100%

Ethnic Background	Prohibition Orders Issued	Percentage
Black	4	%
Hispanic	2	%
Other	0	%
White	2	%
	8	100%**

Age	Prohibition Orders Issued	Percentage
17 & Under	0	%
18 to 25	2	%
26 to 35	4	%
36 to 45	1	%
46 to 55	1	%
56 +	0	%
	8	100%**

2020 AB730 STATISTICS

Age/Ethnic Background	Black	Hispanic	Other	White
17 & Under	0	0	0	0
18 to 25	1	1	0	0
26 to 35	2	1	0	1
36 to 45	0	0	0	1
46 to 55	1	0	0	0
56 +	0	0	0	0
	4	2	0	2
	(%)**	(%)**	(%)**	(%)**

Month	Prohibition Orders Issued	Percentage
January	42	%
February	25	%
March	28	%
April	19	%
May	19	%
June	30	%
July	17	%
August	12	%
September	25	%
October	17	%
November	8	%
December		
Year to date total =	242	100%**

Zone	Prohibition Orders Issued	Percentage
Zone 1 (Oakland)	1	%
Zone 2R (Berkeley & West Contra Costa County)	1	%
Zone 2C (East Contra Costa County)	3	%
Zone 3 (South Alameda County)	0	%
Zone 4 (San Francisco County)	0	%
Zone 5 (San Mateo County)	3	%
	8	100.25%**

2020 AB730 STATISTICS

Station	Zone	Prohibition Orders	Percentage
12 th Street (Oakland)	1		
16 th Street (San Francisco)	4		
19 th Street (Oakland)	1		
24 th Street (San Francisco)	4		
Ashby (Berkeley) – AHS	2r		
Balboa Park (San Francisco) – BPS	4		
Bay Fair (San Leandro) – BFS	3		
Berkeley - BES	2r		
Castro Valley – CVS	3		
Civic Center (San Francisco) – CCS	4		
Coliseum (Oakland) – COS	1		
Colma – CLS	5		
Concord - CDS	2c		
Daly City – DCS	5		
Dublin Pleasanton – DPS	3		
El Cerrito Del Norte – CNS	2r	1	
El Cerrito Plaza – CPS	2r		
Embarcadero (San Francisco) – EMS	4		
Fremont - FMS	3		
Fruitvale (Oakland) – FVS	1		
Glen Park (San Francisco) - GPS	4		
Hayward – HAS	3		
Lafayette – LFS	2c	1	
Lake Merritt (Oakland) – LMS	1		
MacArthur (Oakland) – MAS	1		
Millbrae – MBS	5	1	
Montgomery Street (SF) – MOS	4		
North Berkeley – NBS	2r		
North Concord – NCS	2c		
Orinda - ORS	2c	1	
Pittsburg – PBS	2c	1	
Pleasant Hill – PHS	2c		
Powell Street (San Francisco) – PPS	4		
Richmond – RIS	2r		
Rockridge - ROS	2c		
San Bruno – SBS	5		
San Leandro – SLS	3		
South Hayward – SHS	3		
South San Francisco – SSS	5		
Union City – UCS	3		
Walnut Creek – WCS	2c		
Warm Springs – WSS	3		
West Dublin – WDS	3		
West Oakland – OWS	1	1	
San Francisco Airport (SFO)	5	2	
Other BART Property (P&R)			
Total Stations		8	100%**

2020 AB730 STATISTICS

Public Utilities Code Section 99171(a) (1) (A)

There have been 0 violations during this month. No subjects were cited on three separate occasions for the violations, within a period of 90 consecutive days.

Violation	Description	Number of Violations
640(d)(1) PC	Willfully Disturbing Others	0
640(d)(4) PC	Blocking Free Movement	0
Total		0

*** In all cases involving mental illness issues, subjects are transported to and evaluated at a psychiatric facility prior to being booked at the jail or cited.**

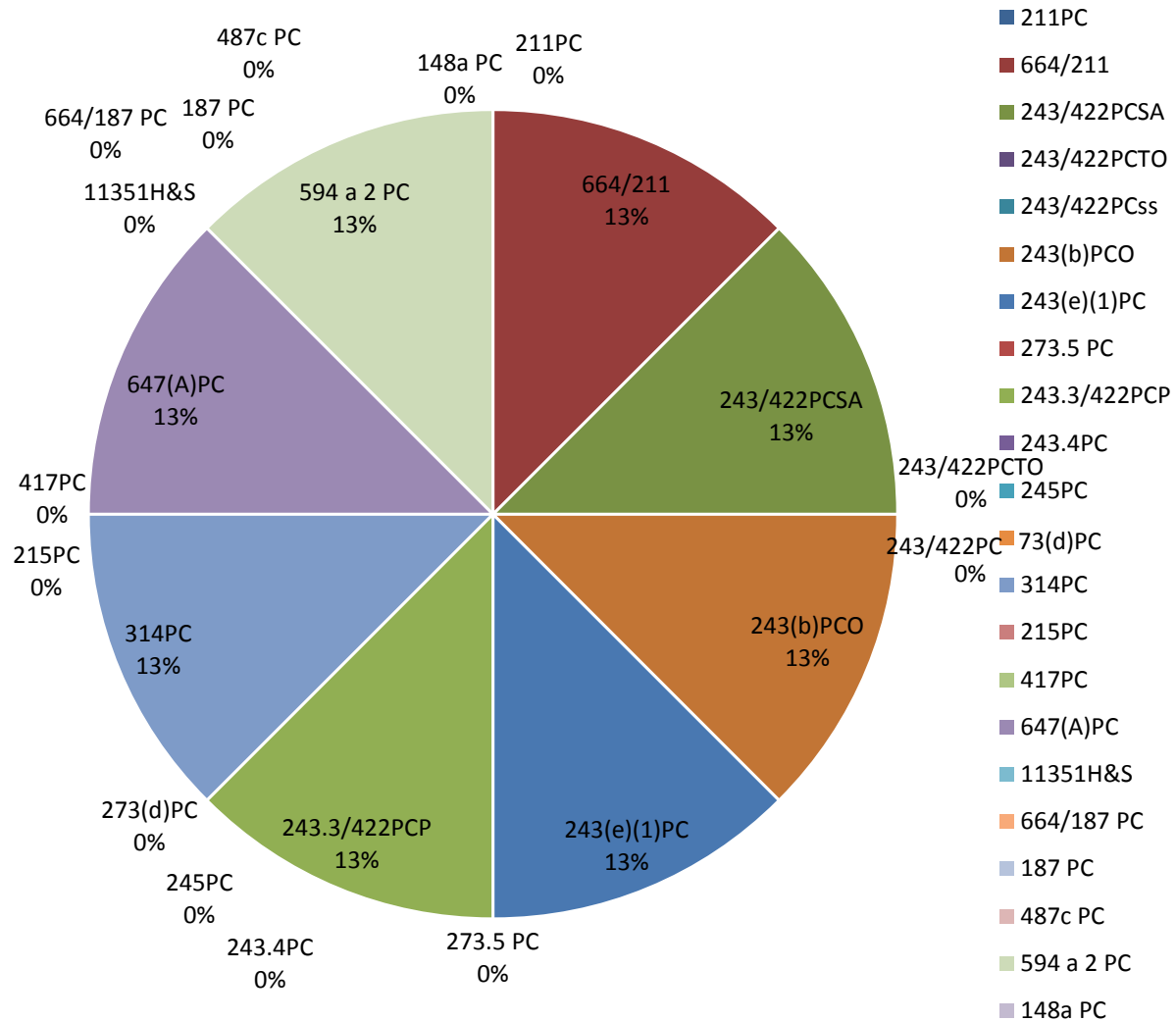
**** Percentages rounded to nearest quarter of a percent - .25**

i Not a qualifying offense

Top 5 Stations for Part I Crime		
Arrests and Citations		
Felony		Not Available
Misdemeanor		Not Available
Arrest by Citation		Not Available
Fare Evasion		Not Available
Total Commendations Written		Not Available
Total Calls to ISRC (Dispatch)		Not Available
Total phone calls, 911 call, events created	Total Phone calls answered by ISRC	Not Available
	Total 911 Calls	Not Available
Field Interview Cards		Not Available

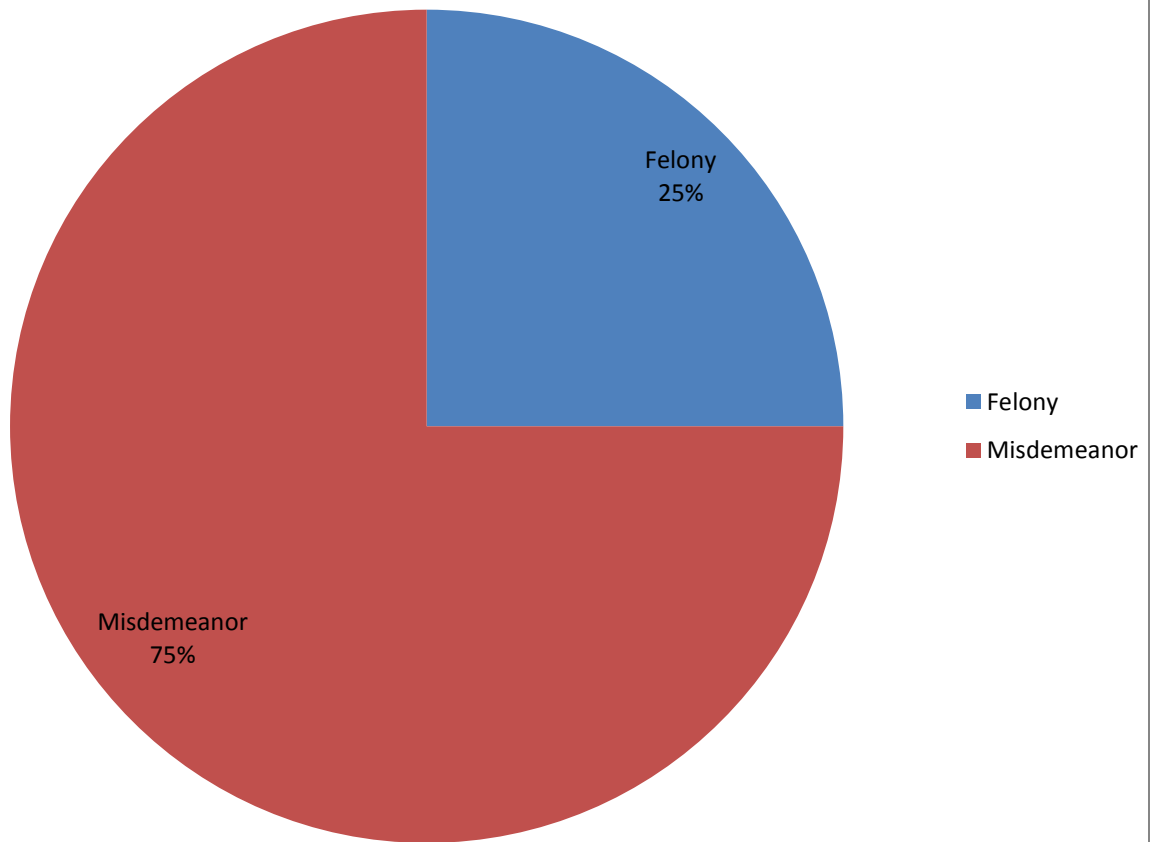
AB730 Violation Statistics November (2020)

Arrests

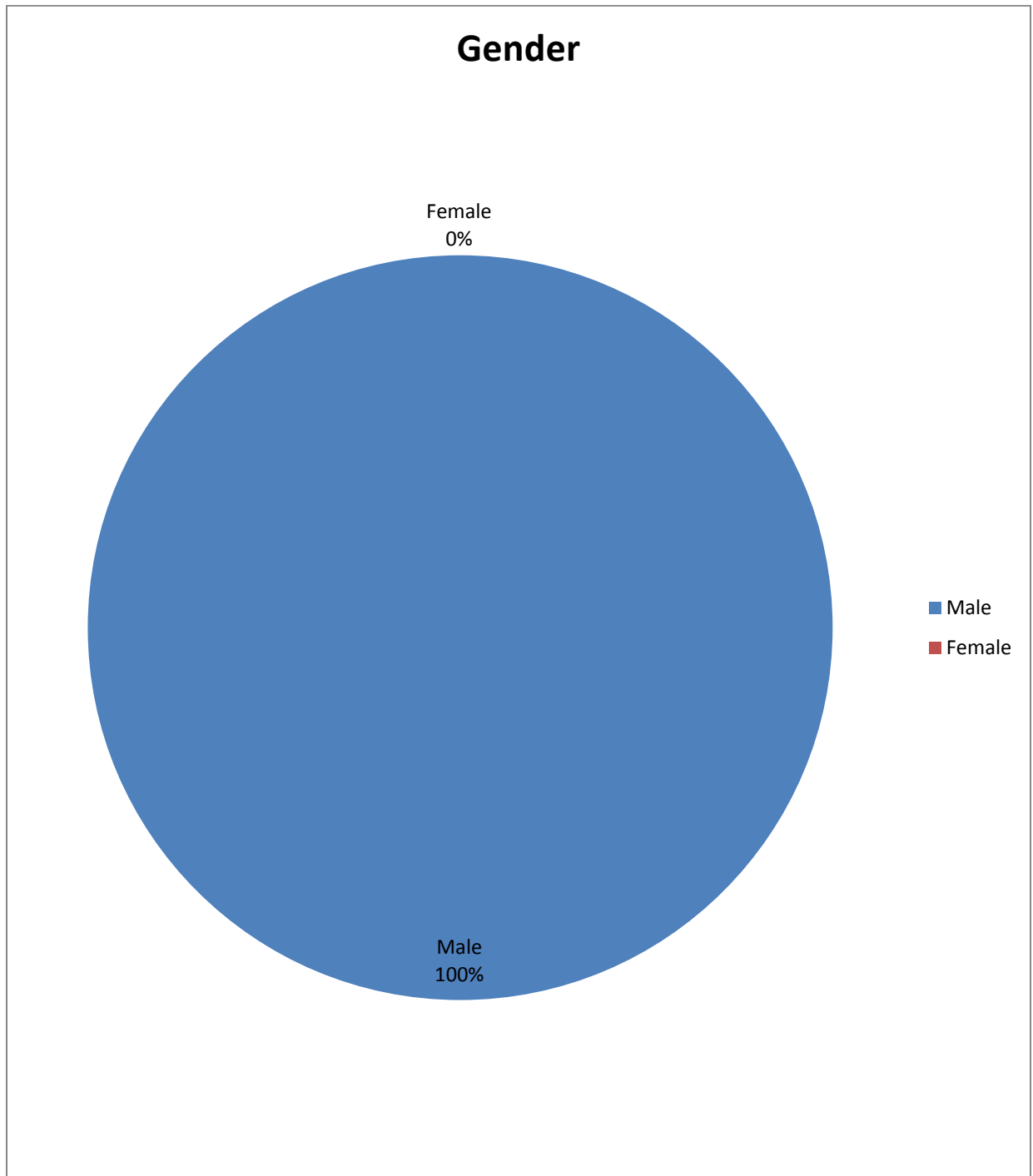


AB730 Violation Statistics November (2020)

Crime Classification

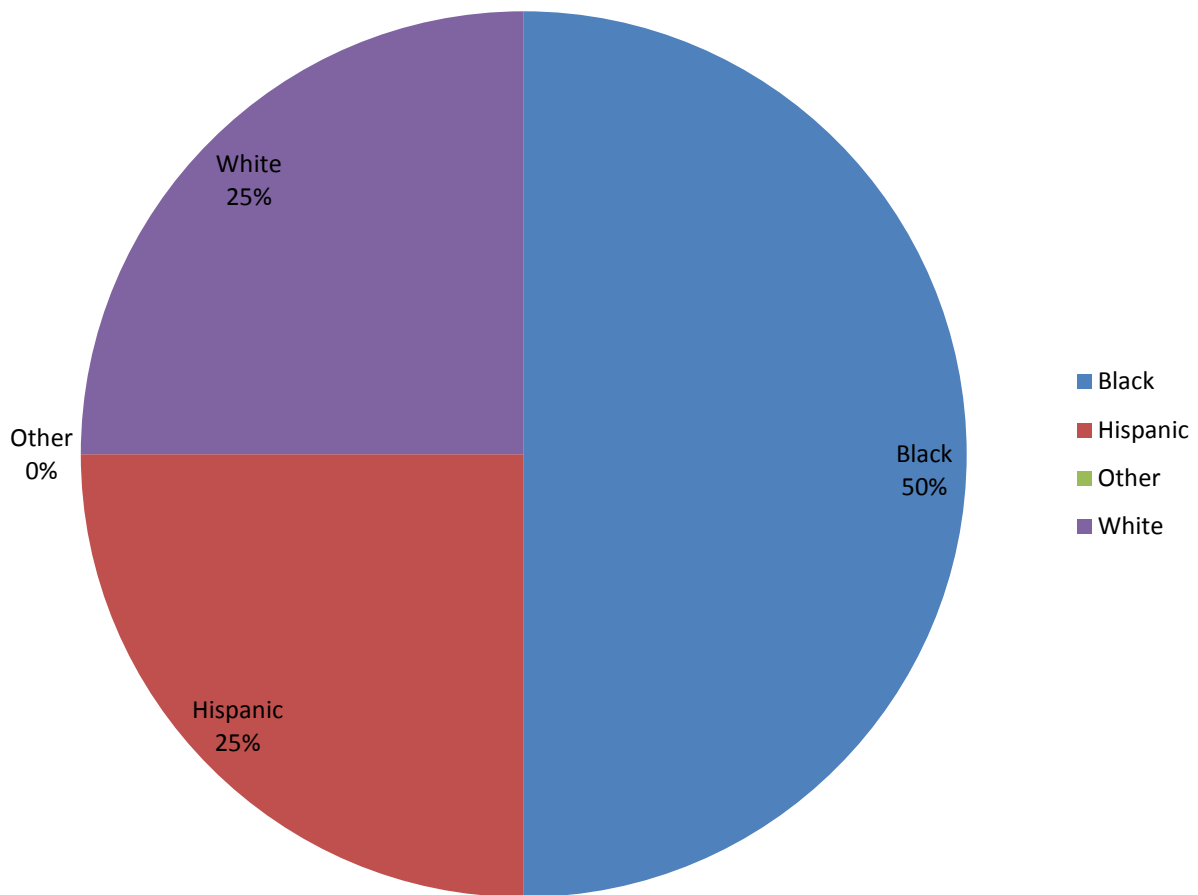


AB730 Violation Statistics November (2020)



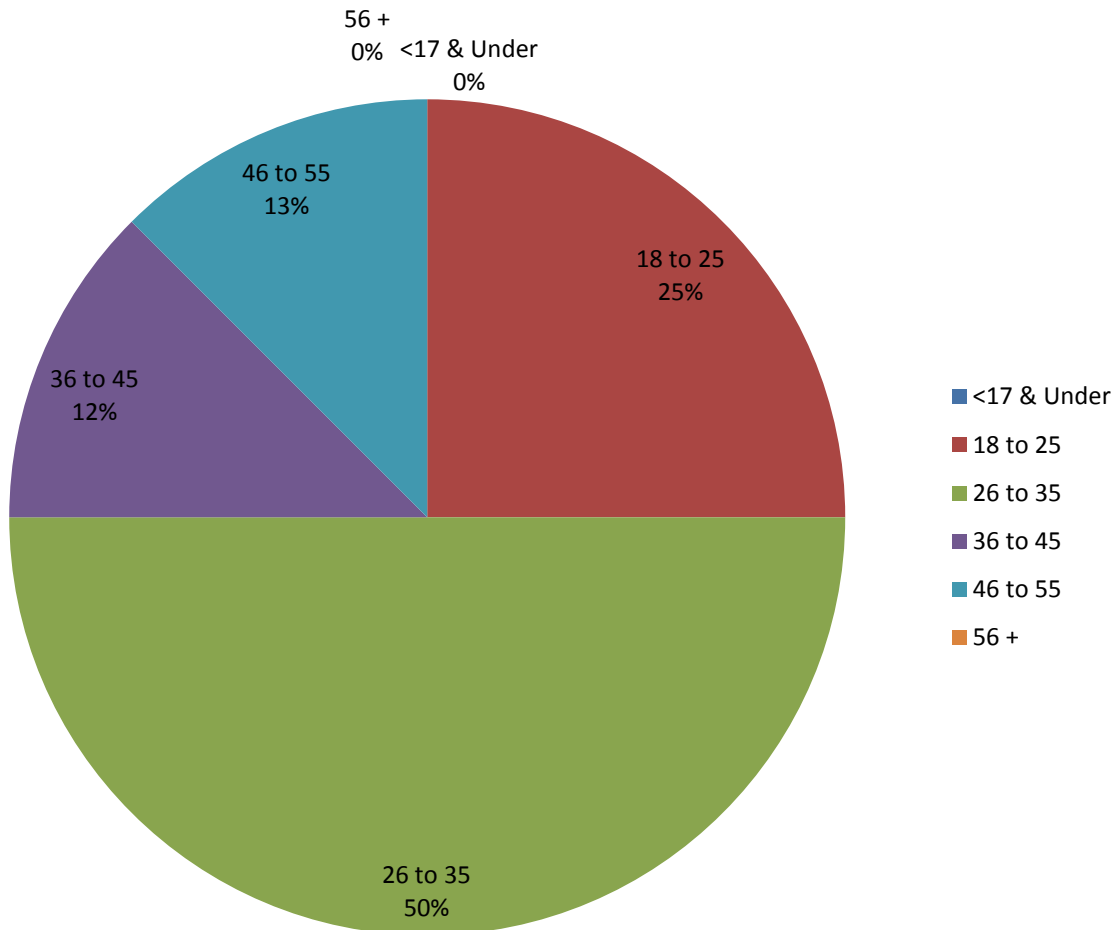
AB730 Violation Statistics November (2020)

Ethnic Background

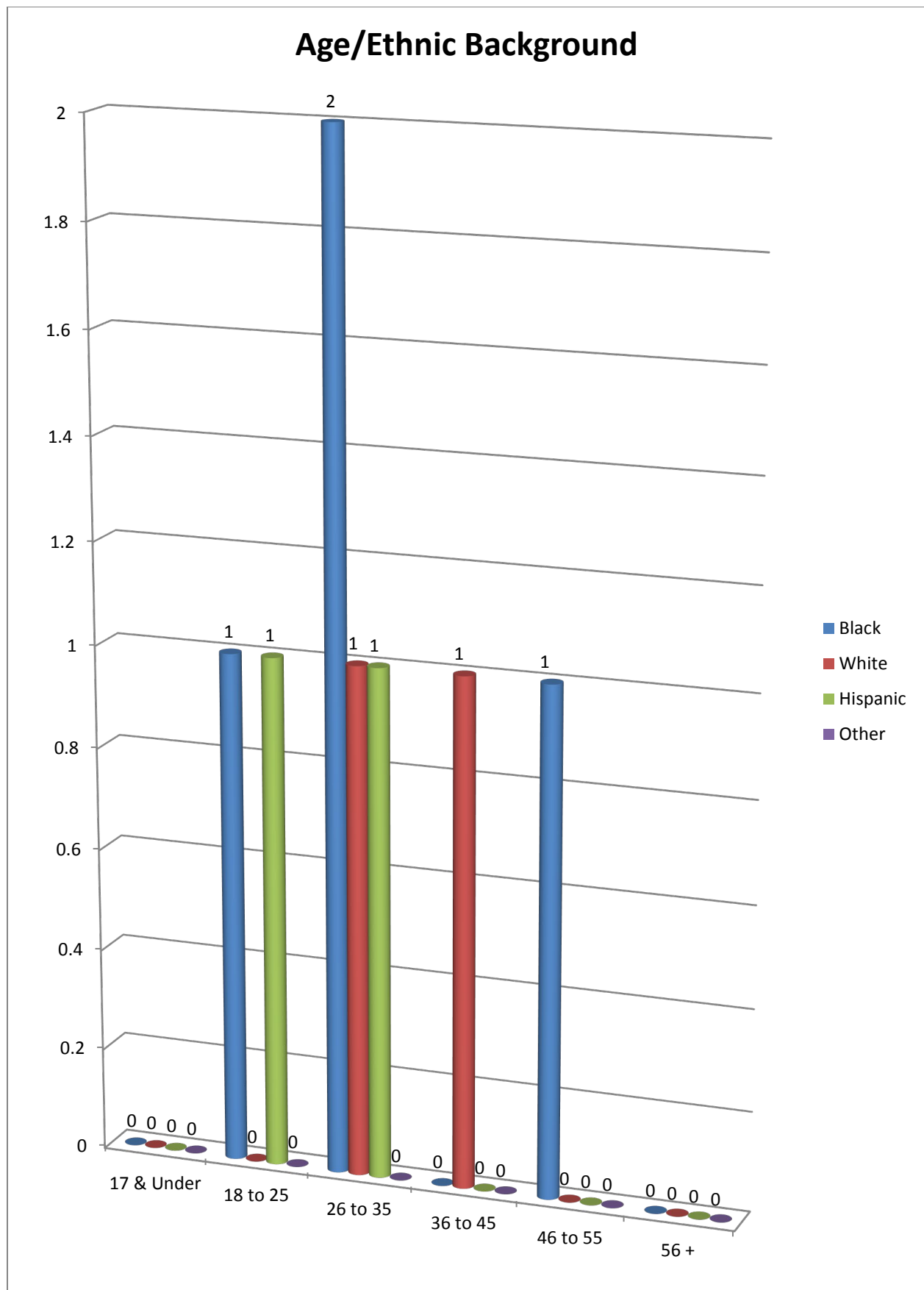


AB730 Violation Statistics November (2020)

Age

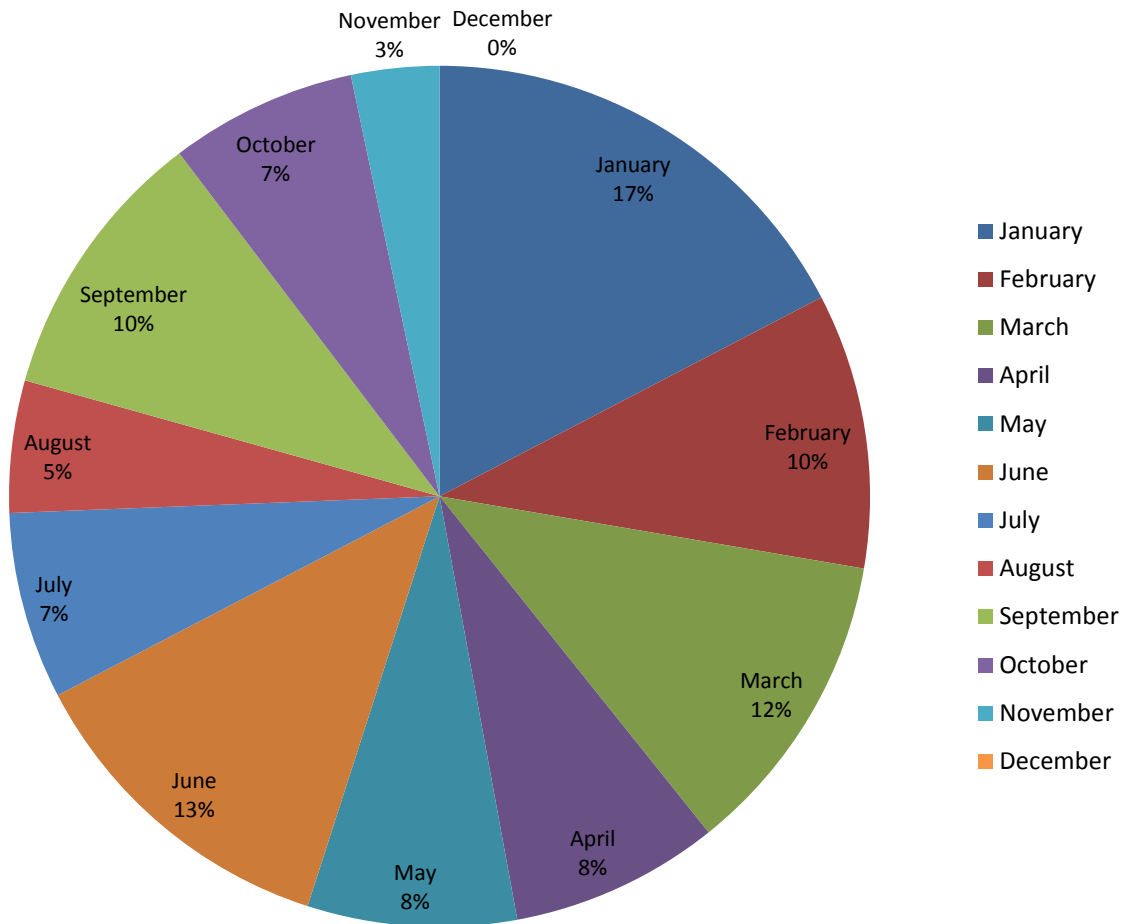


AB730 Violation Statistics November (2020)



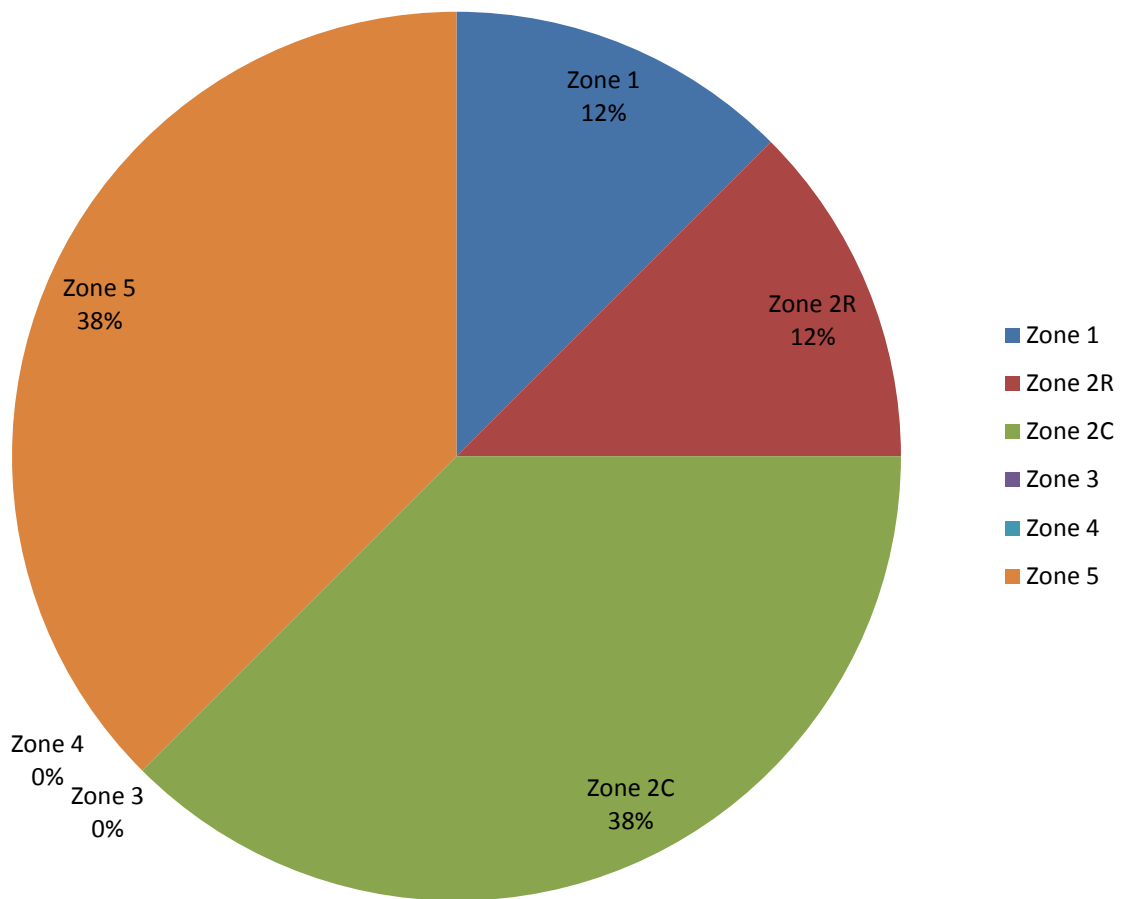
AB730 Violation Statistics November (2020)

Year to Date by Month



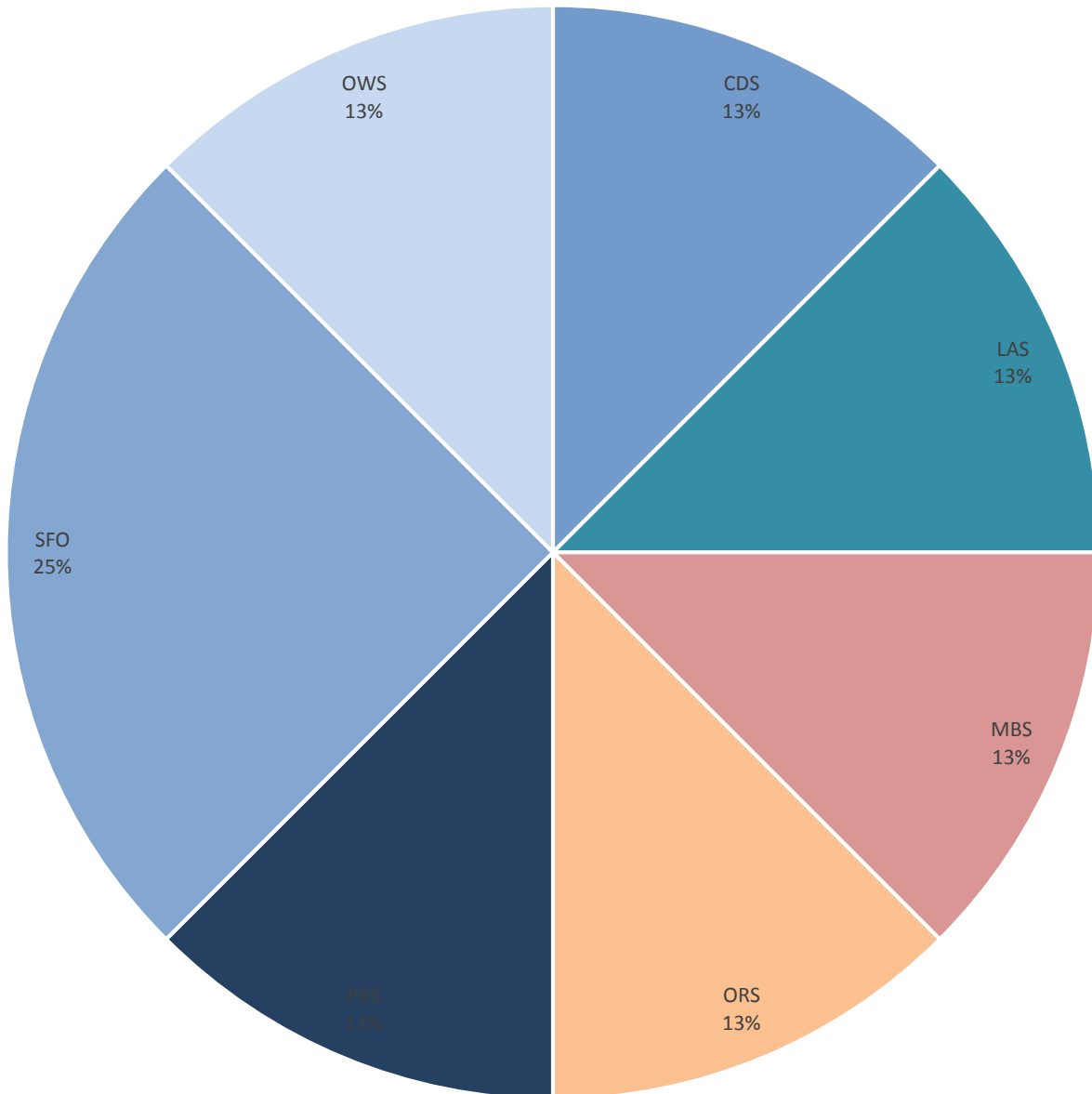
AB730 Violation Statistics November (2020)

Zone



AB730 Violation Statistics November (2020)

Stations



■ 12th ■ 16th ■ 19th ■ 24th ■ AHS ■ BPS ■ BFS ■ BES ■ CVS ■ CCS ■ COS ■ CLS
 ■ CDS ■ DCS ■ DPS ■ CPS ■ CNS ■ EMS ■ FMS ■ FVS ■ GPS ■ HAS ■ LAS ■ LMS
 ■ MAS ■ MBS ■ MOS ■ NBS ■ NCS ■ ORS ■ PBS ■ PHS ■ PPS ■ RIS ■ ROS ■ SLS
 ■ SFO ■ SHS ■ SSF ■ UCS ■ WCS ■ WDS ■ OWS ■ SBS ■ WSS ■ Other

Prohibition Order Statistics
(From December 1, 2020 to December 31, 2020)

Crime	Description	Prohibition Orders Issued	Percentage	In-Custody	Citations
664/187 PC	Attempt Murder				
215 PC	Carjacking				
211 PC 664/211/212.5 PC	Robbery/ Attempt Robbery	3		1	2
241/243/422/415(3) PC	Assault/Battery/Threats to Station Agents	1		1	
243/422 PC	Battery/Threats to Train Operator				
243/422 PC	Battery/Threats to System Service or Other				
243(b)/69/422PC	Battery/Threats to Officer	1			1
243(e)(1) PC	Domestic Battery				
273.5 PC	Domestic Battery-- Corporal Injury				
243.3/243d/422 PC	Battery/Threats to Patron	3		3	
243.4/288 PC	Sexual Battery				
245 PC	Assault with Deadly Weapon	2		2	
273d(a) PC/ 243a(b) PC	Child Abuse/ Endangerment				
314 PC	Indecent Exposure				
417 PC	Brandishing Weapon				
647(a) PC	Lewd Conduct				
11352/11360 H&S	Narcotic Sales				
148 PC ;/ 237 PC	Resisting Arrest/ False Imprisonment	1		1	
Total		11	100%**	(%) **	(%) **

2020 AB730 STATISTICS - December

Crime	Description	Arrests	Prohibition Appeals	Mental Illness *	Transient	Juvenile (<18)
664/187 PC	Attempt Murder					
215 PC	Carjacking					
211 PC 664/211/212.5 PC	Robbery/ Attempt Robbery	1				
243/422 PC	Battery/Threats to Station Agent	1				
243/422 PC	Battery/Threats to Train Operator					
243/422 PC	Battery/Threats to System Service or Other					
243(b)/69/422 PC	Battery/Threats to Officer					
243(e)(1) PC	Domestic Battery					
273.5 PC	Domestic Battery– Corporal Injury					
243.3 PC/ 422 PC	Battery/Threats to Patron	3				
243.4/288 PC	Sexual Battery					
245 PC	Assault w/ Deadly Weapon	2			2	
487(c) PC	Theft from Person					
314 PC	Indecent Exposure					
417 PC	Brandishing Weapon					
647(A) PC	Lewd Conduct					
11352/11360 H&S	Sales of Illegal Narcotics					
148 PC ;/ 237 PC	Resisting Arrest/ False Imprisonment	1				
Total		8	(0%)**	(%)**	2 (%)**	(%)**

2020 AB730 STATISTICS - December

Crime Classification	Prohibition Orders Issued	Percentage
Felony	7	%
Misdemeanor	4	%
	11	100%

Gender	Prohibition Orders Issued	Percentage
Male	11	%
Female	0	%
	11	100%

Ethnic Background	Prohibition Orders Issued	Percentage
Black	4	%
Hispanic	2	%
Other	4	%
White	1	%
	11	100%**

Age	Prohibition Orders Issued	Percentage
17 & Under	2	%
18 to 25	2	%
26 to 35	5	%
36 to 45	0	%
46 to 55	1	%
56 +	1	%
	11	100%**

2020 AB730 STATISTICS - December

Age/Ethnic Background	Black	Hispanic	Other	White
17 & Under	1	0	1	0
18 to 25	0	1	1	0
26 to 35	3	0	2	0
36 to 45	0	0	0	0
46 to 55	0	0	0	1
56 +	0	1	0	0
	4	2	4	1
	(%)**	(%)**	(%)**	(%)**

Month	Prohibition Orders Issued	Percentage
January	42	%
February	25	%
March	28	%
April	19	%
May	19	%
June	30	%
July	17	%
August	12	%
September	25	%
October	17	%
November	10	%
December	11	%
Year to date total =	255	100%**

Zone	Prohibition Orders Issued	Percentage
Zone 1 (Oakland)	4	%
Zone 2R (Berkeley & West Contra Costa County)	0	%
Zone 2C (East Contra Costa County)	1	%
Zone 3 (South Alameda County)	0	%
Zone 4 (San Francisco County)	6	%
Zone 5 (San Mateo County)	0	%
	11	100.25%**

2020 AB730 STATISTICS - December

Station	Zone	Prohibition Orders	Percentage
12 th Street (Oakland)	1		
16 th Street (San Francisco)	4		
19 th Street (Oakland)	1	1	
24 th Street (San Francisco)	4		
Ashby (Berkeley) – AHS	2r		
Balboa Park (San Francisco) – BPS	4		
Bay Fair (San Leandro) – BFS	3		
Berkeley - BES	2r		
Castro Valley – CVS	3		
Civic Center (San Francisco) – CCS	4	1	
Coliseum (Oakland) – COS	1	1	
Colma – CLS	5		
Concord - CDS	2c		
Daly City – DCS	5		
Dublin Pleasanton – DPS	3		
El Cerrito Del Norte – CNS	2r		
El Cerrito Plaza – CPS	2r		
Embarcadero (San Francisco) – EMS	4	2	
Fremont - FMS	3		
Fruitvale (Oakland) – FVS	1	1	
Glen Park (San Francisco) - GPS	4	3	
Hayward – HAS	3		
Lafayette – LFS	2c		
Lake Merritt (Oakland) – LMS	1	1	
MacArthur (Oakland) – MAS	1		
Millbrae – MBS	5		
Montgomery Street (SF) – MOS	4		
North Berkeley – NBS	2r		
North Concord – NCS	2c		
Orinda - ORS	2c		
Pittsburg – PBS	2c		
Pleasant Hill – PHS	2c		
Powell Street (San Francisco) – PPS	4		
Richmond – RIS	2r		
Rockridge - ROS	2c		
San Bruno – SBS	5		
San Leandro – SLS	3		
South Hayward – SHS	3		
South San Francisco – SSS	5		
Union City – UCS	3		
Walnut Creek – WCS	2c	1	
Warm Springs – WSS	3		
West Dublin – WDS	3		
West Oakland – OWS	1		
San Francisco Airport (SFO)	5		
Other BART Property (P&R)			
Total Stations		11	100%**

2020 AB730 STATISTICS - December

Public Utilities Code Section 99171(a) (1) (A)

There have been 0 violations during this month. No subjects were cited on three separate occasions for the violations, within a period of 90 consecutive days.

Violation	Description	Number of Violations
640(d)(1) PC	Willfully Disturbing Others	0
640(d)(4) PC	Blocking Free Movement	0
Total		0

*** In all cases involving mental illness issues, subjects are transported to and evaluated at a psychiatric facility prior to being booked at the jail or cited.**

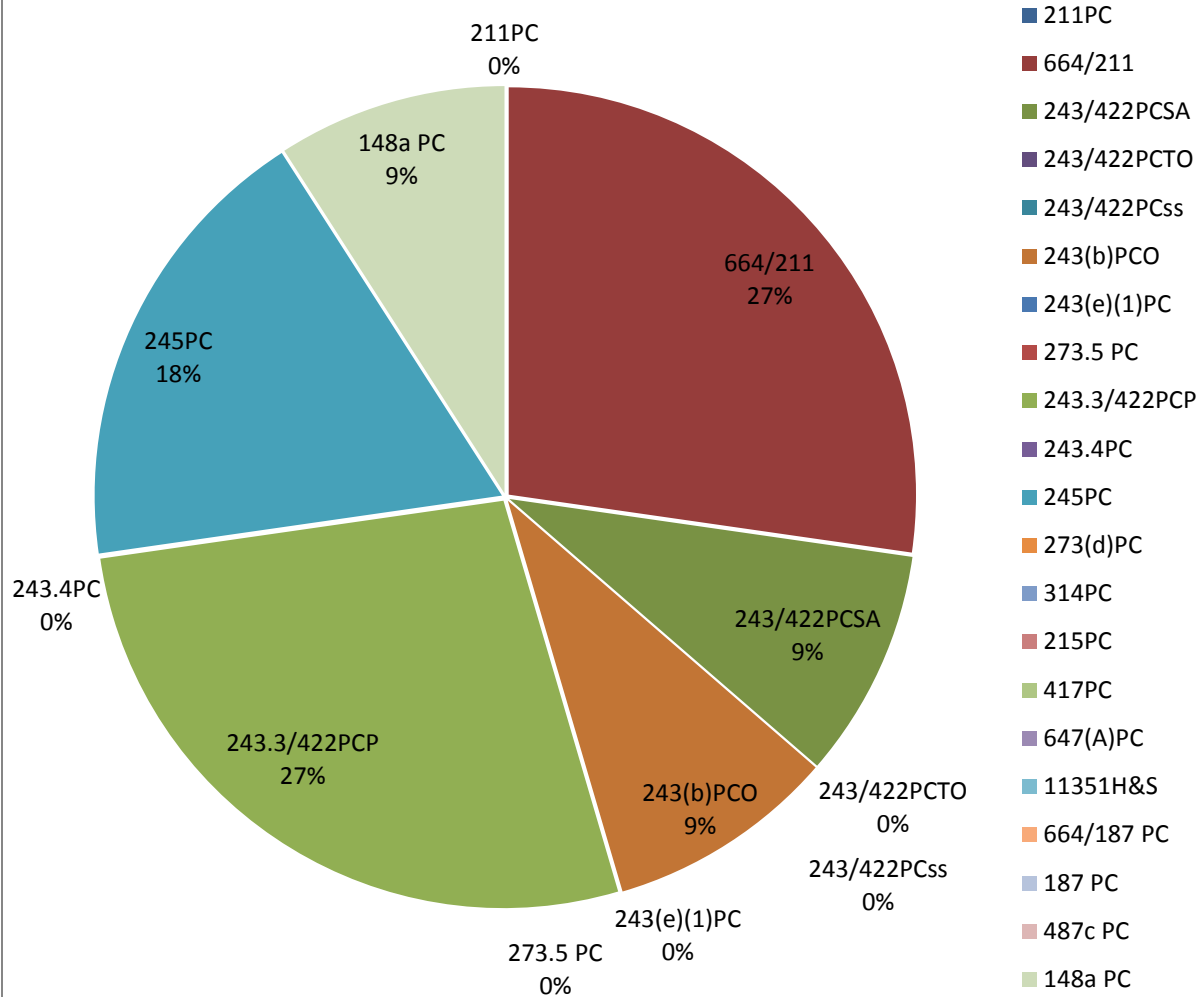
**** Percentages rounded to nearest quarter of a percent - .25**

i Not a qualifying offense

Top 5 Stations for Part I Crime		
Arrests and Citations		
Felony		Not Available
Misdemeanor		Not Available
Arrest by Citation		Not Available
Fare Evasion		Not Available
Total Commendations Written		Not Available
Total Calls to ISRC (Dispatch)		Not Available
Total phone calls, 911 call, events created	Total Phone calls answered by ISRC	Not Available
	Total 911 Calls	Not Available
Field Interview Cards		Not Available

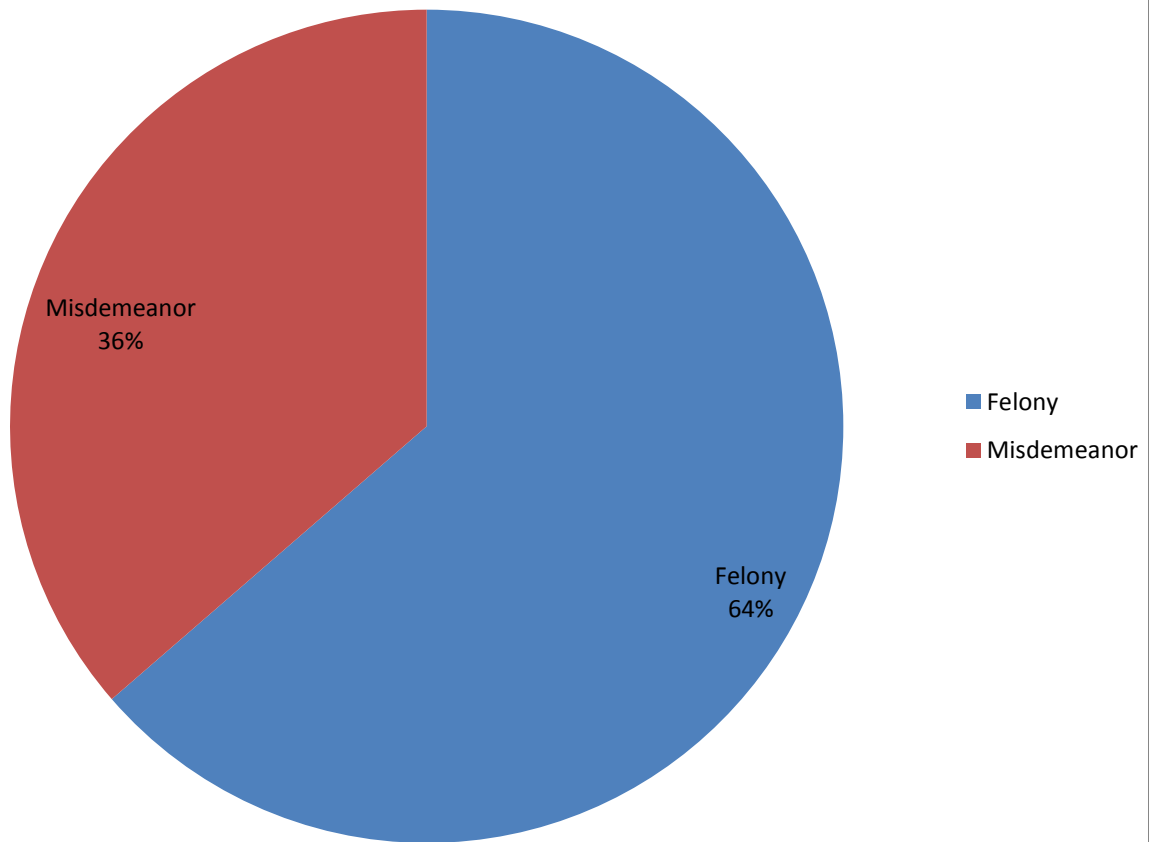
AB730 Violation Statistics December (2020)

Arrests

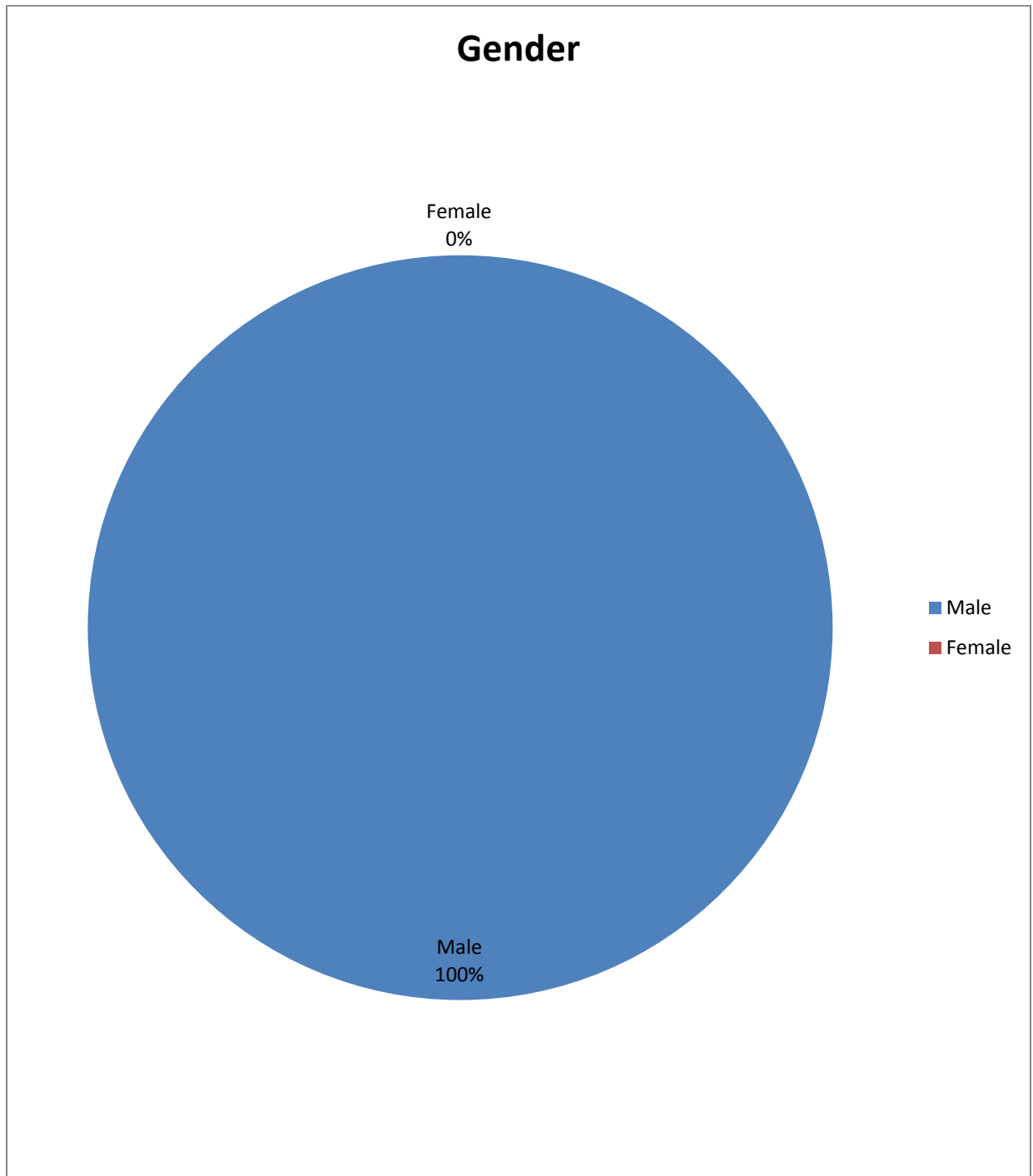


AB730 Violation Statistics December (2020)

Crime Classification

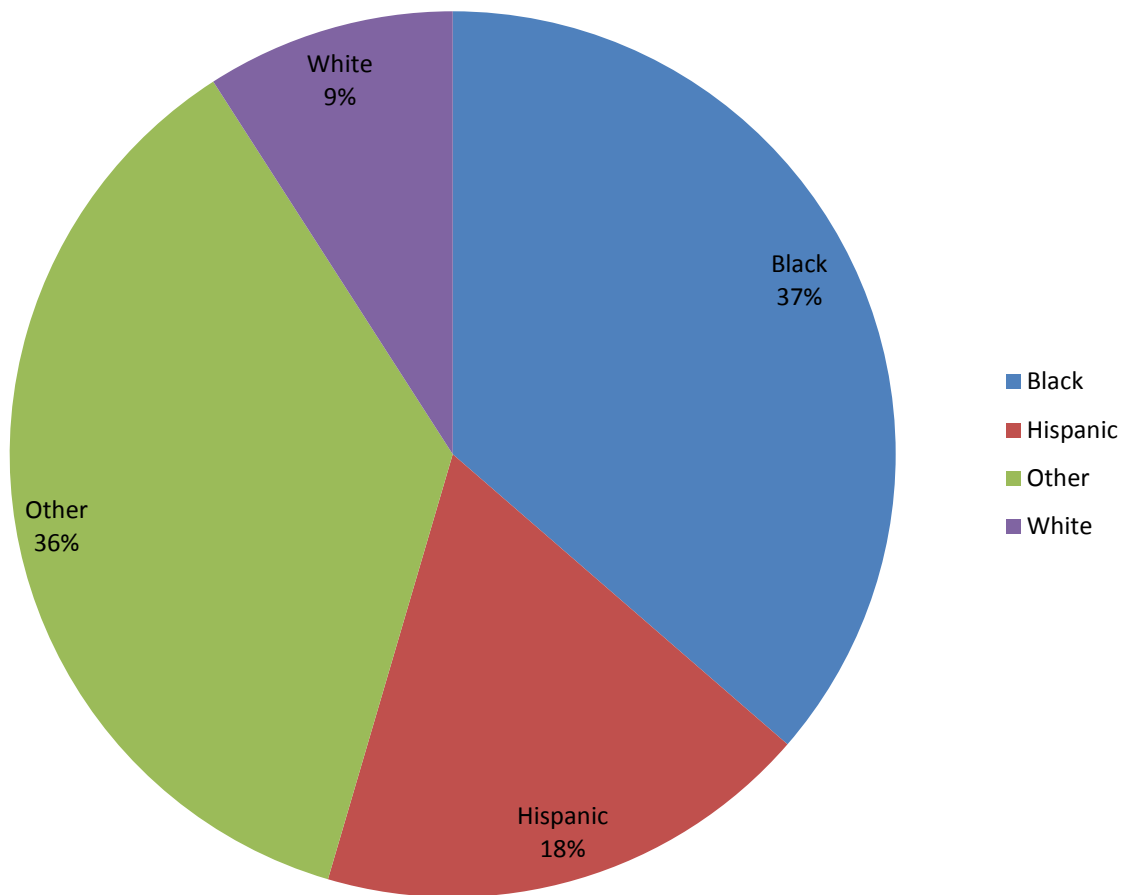


AB730 Violation Statistics December (2020)



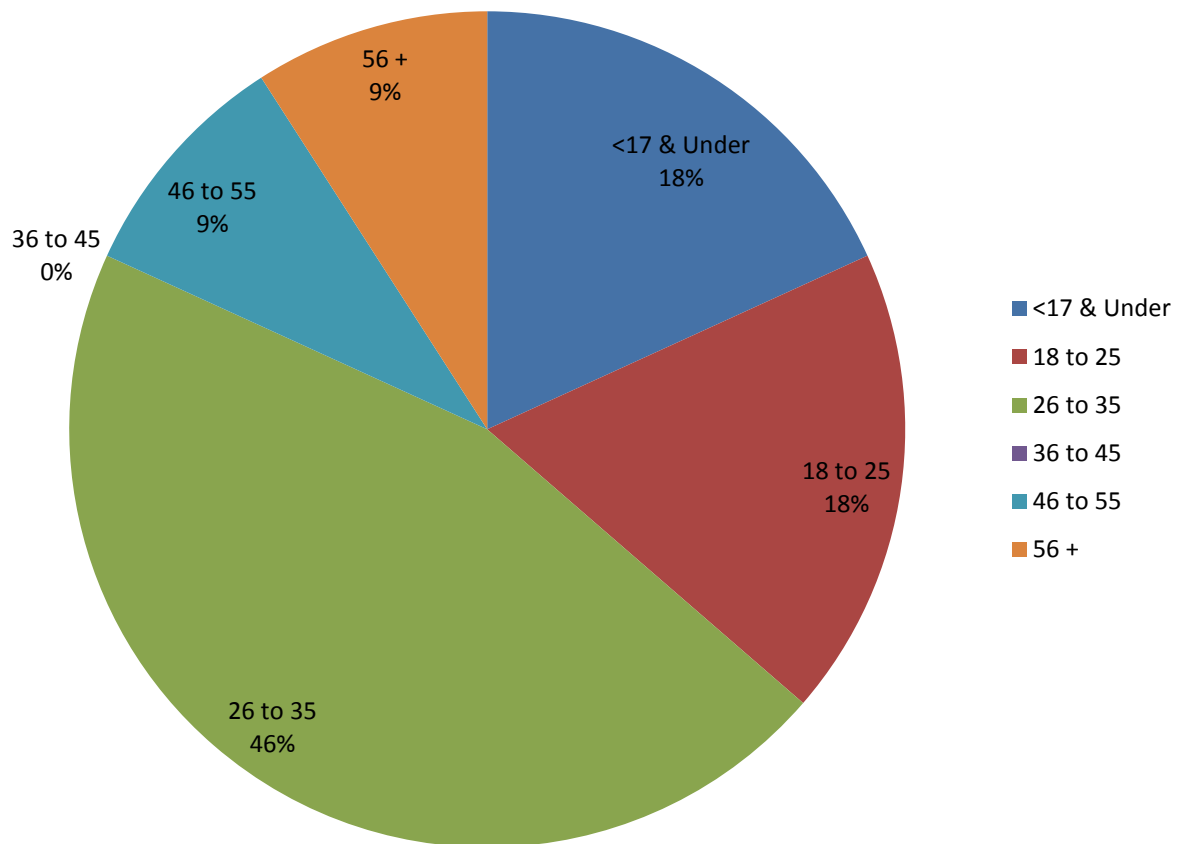
AB730 Violation Statistics December (2020)

Ethnic Background

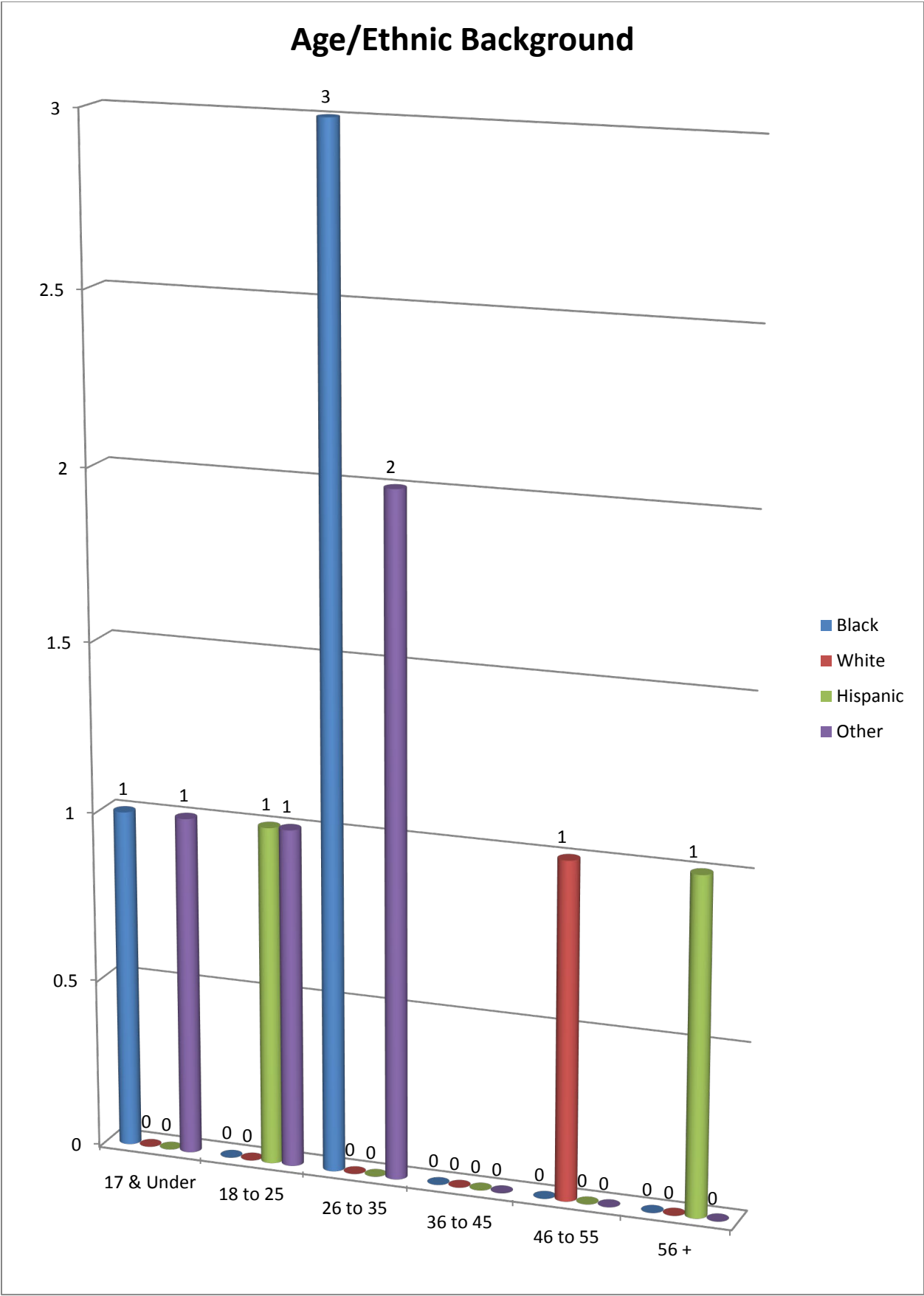


AB730 Violation Statistics December (2020)

Age

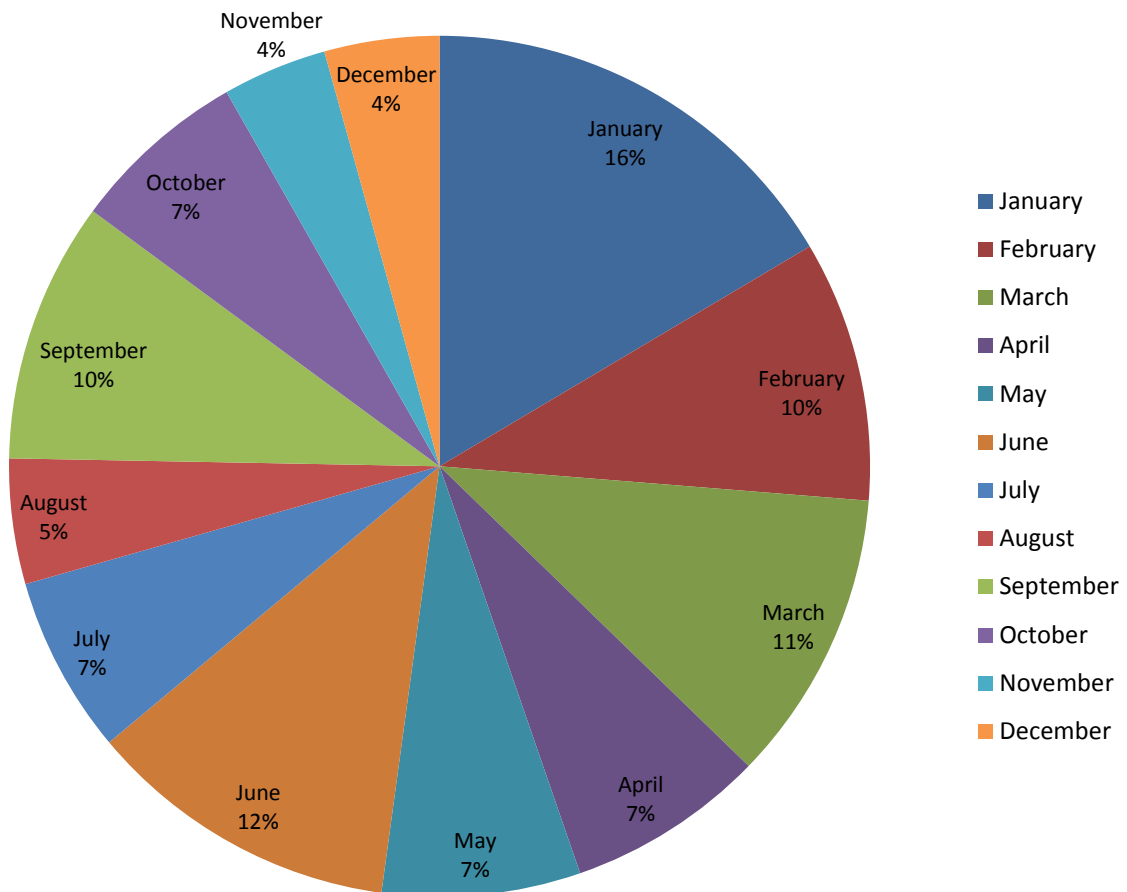


AB730 Violation Statistics December (2020)

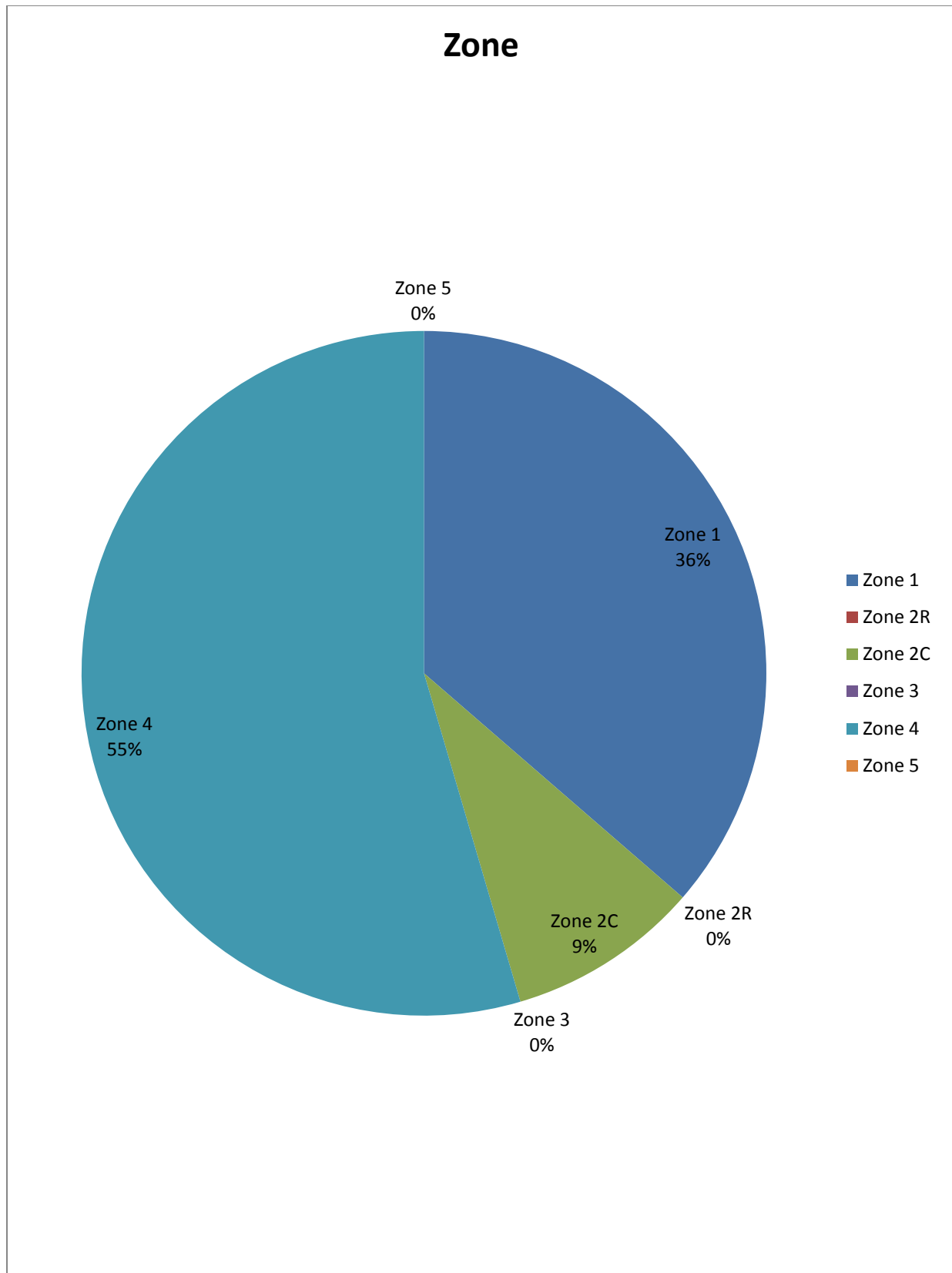


AB730 Violation Statistics December (2020)

Year to Date by Month

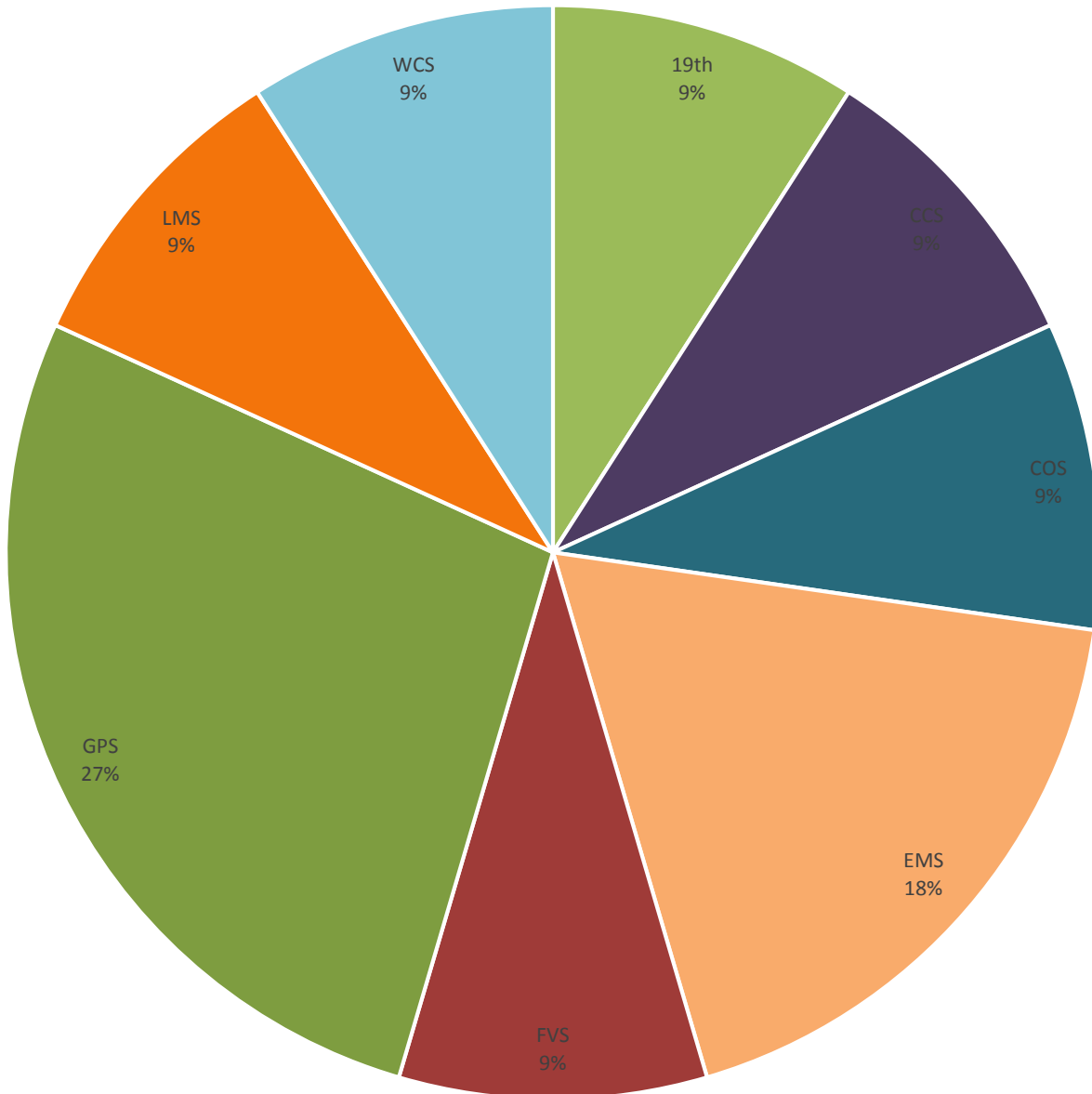


AB730 Violation Statistics December (2020)



AB730 Violation Statistics December (2020)

Stations



■ 12th ■ 16th ■ 19th ■ 24th ■ AHS ■ BPS ■ BFS ■ BES ■ CVS ■ CCS ■ COS ■ CLS
 ■ CDS ■ DCS ■ DPS ■ CPS ■ CNS ■ EMS ■ FMS ■ FVS ■ GPS ■ HAS ■ LAS ■ LMS
 ■ MAS ■ MBS ■ MOS ■ NBS ■ NCS ■ ORS ■ PBS ■ PHS ■ PPS ■ RIS ■ ROS ■ SLS
 ■ SFO ■ SHS ■ SSF ■ UCS ■ WCS ■ WDS ■ OWS ■ SBS ■ WSS ■ Other

Prohibition Order Statistics
(From January 1, 2021 to January 31, 2020)

Crime	Description	Prohibition Orders Issued	Percentage	In-Custody	Citations
664/187 PC	Attempt Murder				
215 PC	Carjacking				
211 PC 664/211/212.5 PC	Robbery/ Attempt Robbery	3		3	
241/243/422/415(3) PC	Assault/Battery/Threats to Station Agents				
243/422 PC	Battery/Threats to Train Operator				
243/422 PC	Battery/Threats to System Service or Other				
243(b)/69/422PC	Battery/Threats to Officer	4		4	
243(e)(1) PC	Domestic Battery	3		3	
273.5 PC	Domestic Battery-- Corporal Injury				
243.3/243d/422 PC	Battery/Threats to Patron	2		1	1
243.4/288 PC	Sexual Battery				
245 PC	Assault with Deadly Weapon	1		1	
273d(a) PC/ 243a(b) PC	Child Abuse/ Endangerment				
314 PC	Indecent Exposure				
417 PC	Brandishing Weapon				
647(a) PC	Lewd Conduct				
11352/11360 H&S	Narcotic Sales				
148 PC ;/ 237 PC	Resisting Arrest/ False Imprisonment				
Total		13	100%**	12 (%)**	1 (%)**

2021 AB730 STATISTICS

Crime	Description	Arrests	Prohibition Appeals	Mental Illness *	Transient	Juvenile (<18)
664/187 PC	Attempt Murder					
215 PC	Carjacking					
211 PC 664/211/212.5 PC	Robbery/ Attempt Robbery	3				
243/422 PC	Battery/Threats to Station Agent					
243/422 PC	Battery/Threats to Train Operator					
243/422 PC	Battery/Threats to System Service or Other					
243(b)/69/422 PC	Battery/Threats to Officer	4			1	
243(e)(1) PC	Domestic Battery	3				
273.5 PC	Domestic Battery– Corporal Injury					
243.3 PC/ 422 PC	Battery/Threats to Patron	1				
243.4/288 PC	Sexual Battery					
245 PC	Assault w/ Deadly Weapon	1				
487(c) PC	Theft from Person					
314 PC	Indecent Exposure					
417 PC	Brandishing Weapon					
647(A) PC	Lewd Conduct					
11352/11360 H&S	Sales of Illegal Narcotics					
148 PC ;/ 237 PC	Resisting Arrest/ False Imprisonment					
Total		12 (%)**	(0%)**	(%)**	1 (%)**	(%)**

2021 AB730 STATISTICS

Crime Classification	Prohibition Orders Issued	Percentage
Felony	6	%
Misdemeanor	7	%
	13	100%

Gender	Prohibition Orders Issued	Percentage
Male	11	%
Female	2	%
	13	100%

Ethnic Background	Prohibition Orders Issued	Percentage
Black	10	%
Hispanic	1	%
Other	0	%
White	2	%
	13	100%**

Age	Prohibition Orders Issued	Percentage
17 & Under	0	%
18 to 25	7	%
26 to 35	4	%
36 to 45	0	%
46 to 55	1	%
56 +	1	%
	13	100%**

2021 AB730 STATISTICS

Age/Ethnic Background	Black	Hispanic	Other	White
17 & Under	0	0	0	0
18 to 25	6	1	0	0
26 to 35	2	0	0	2
36 to 45	0	0	0	0
46 to 55	1	0	0	0
56 +	1	0	0	0
	10	1	0	2
	(%)**	(%)**	(%)**	(%)**

Month	Prohibition Orders Issued	Percentage
January	13	%
February		%
March		%
April		%
May		%
June		%
July		%
August		%
September		%
October		%
November		%
December		
Year to date total =	13	100%**

Zone	Prohibition Orders Issued	Percentage
Zone 1 (Oakland)	6	%
Zone 2R (Berkeley & West Contra Costa County)	1	%
Zone 2C (East Contra Costa County)	2	%
Zone 3 (South Alameda County)	3	%
Zone 4 (San Francisco County)	1	%
Zone 5 (San Mateo County)	0	%
	13	100.25%**

2021 AB730 STATISTICS

Station	Zone	Prohibition Orders	Percentage
12 th Street (Oakland)	1		
16 th Street (San Francisco)	4		
19 th Street (Oakland)	1		
24 th Street (San Francisco)	4		
Ashby (Berkeley) – AHS	2r	1	
Balboa Park (San Francisco) – BPS	4		
Bay Fair (San Leandro) – BFS	3	2	
Berkeley - BES	2r		
Castro Valley – CVS	3	1	
Civic Center (San Francisco) – CCS	4		
Coliseum (Oakland) – COS	1	1	
Colma – CLS	5		
Concord - CDS	2c		
Daly City – DCS	5		
Dublin Pleasanton – DPS	3		
El Cerrito Del Norte – CNS	2r	1	
El Cerrito Plaza – CPS	2r		
Embarcadero (San Francisco) – EMS	4		
Fremont - FMS	3		
Fruitvale (Oakland) – FVS	1	2	
Glen Park (San Francisco) - GPS	4	1	
Hayward – HAS	3		
Lafayette – LFS	2c		
Lake Merritt (Oakland) – LMS	1	1	
MacArthur (Oakland) – MAS	1		
Millbrae – MBS	5		
Montgomery Street (SF) – MOS	4		
North Berkeley – NBS	2r		
North Concord – NCS	2c		
Orinda - ORS	2c		
Pittsburg – PBS	2c	1	
Pleasant Hill – PHS	2c		
Powell Street (San Francisco) – PPS	4		
Richmond – RIS	2r		
Rockridge - ROS	2c		
San Bruno – SBS	5		
San Leandro – SLS	3		
South Hayward – SHS	3		
South San Francisco – SSS	5		
Union City – UCS	3		
Walnut Creek – WCS	2c		
Warm Springs – WSS	3		
West Dublin – WDS	3		
West Oakland – OWS	1	2	
San Francisco Airport (SFO)	5		
Other BART Property (P&R)			
Total Stations		13	100%**

2021 AB730 STATISTICS

Public Utilities Code Section 99171(a) (1) (A)

There have been 0 violations during this month. No subjects were cited on three separate occasions for the violations, within a period of 90 consecutive days.

Violation	Description	Number of Violations
640(d)(1) PC	Willfully Disturbing Others	0
640(d)(4) PC	Blocking Free Movement	0
Total		0

*** In all cases involving mental illness issues, subjects are transported to and evaluated at a psychiatric facility prior to being booked at the jail or cited.**

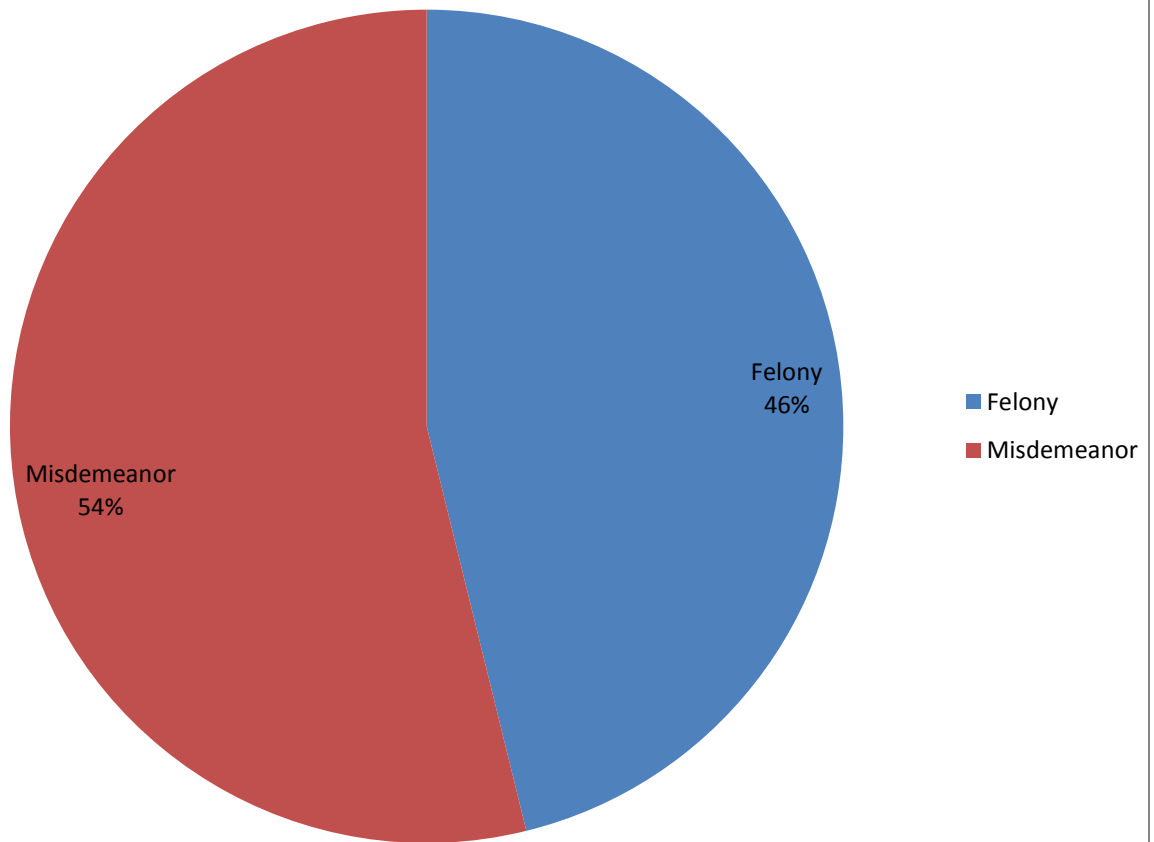
**** Percentages rounded to nearest quarter of a percent - .25**

i Not a qualifying offense

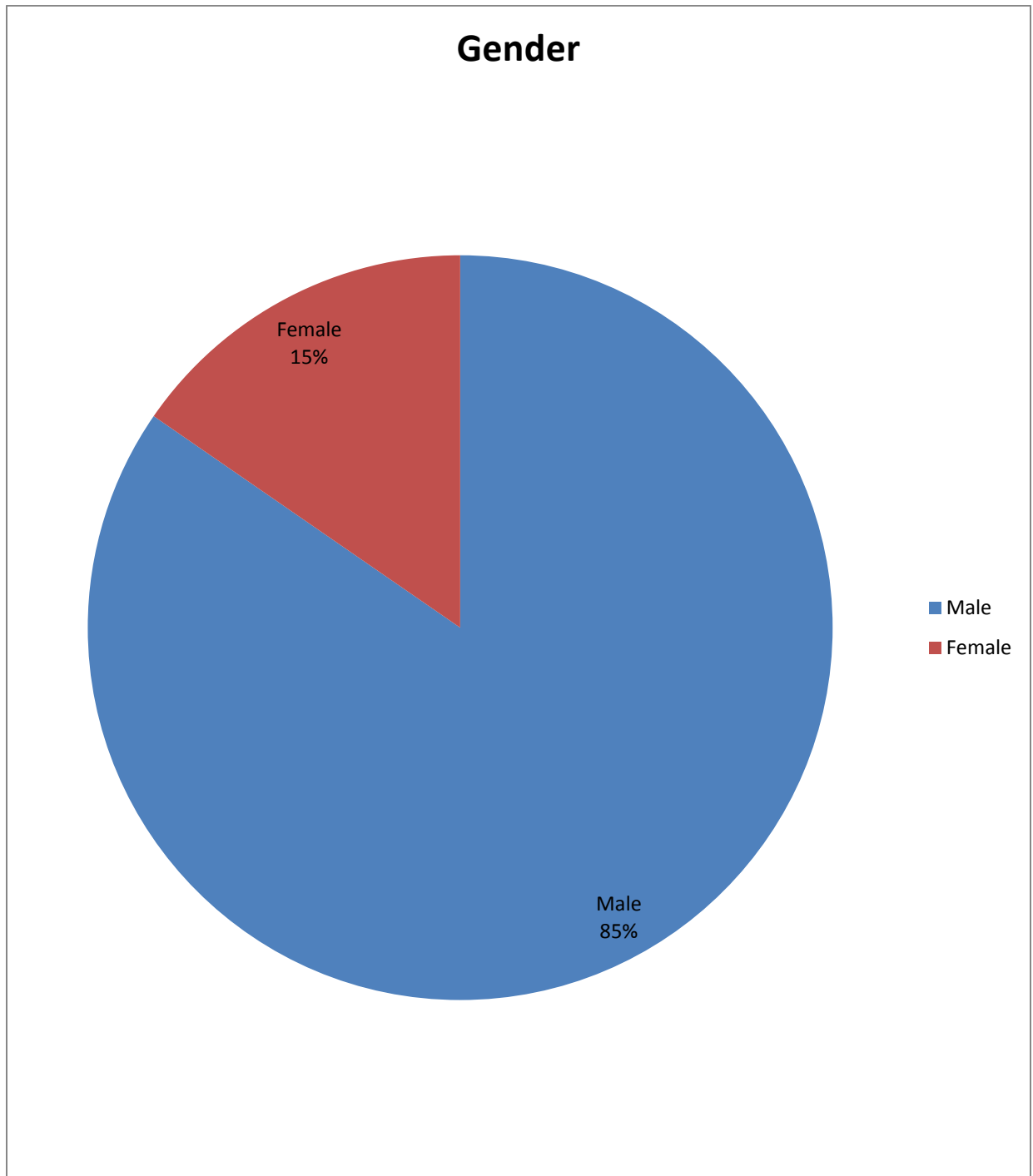
Top 5 Stations for Part I Crime		
Arrests and Citations		
Felony		Not Available
Misdemeanor		Not Available
Arrest by Citation		Not Available
Fare Evasion		Not Available
Total Commendations Written		Not Available
Total Calls to ISRC (Dispatch)		Not Available
Total phone calls, 911 call, events created	Total Phone calls answered by ISRC	Not Available
	Total 911 Calls	Not Available
Field Interview Cards		Not Available

AB730 Violation Statistics January (2021)

Crime Classification

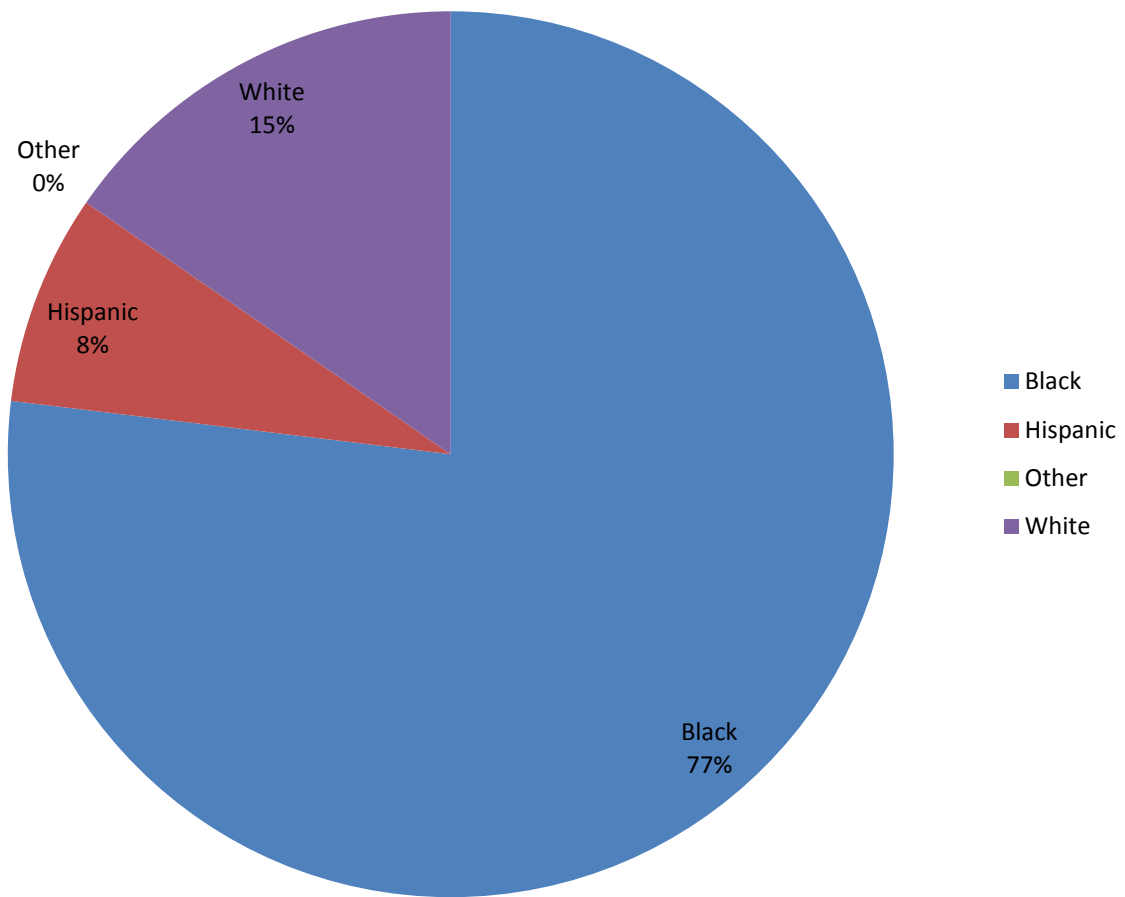


AB730 Violation Statistics January (2021)



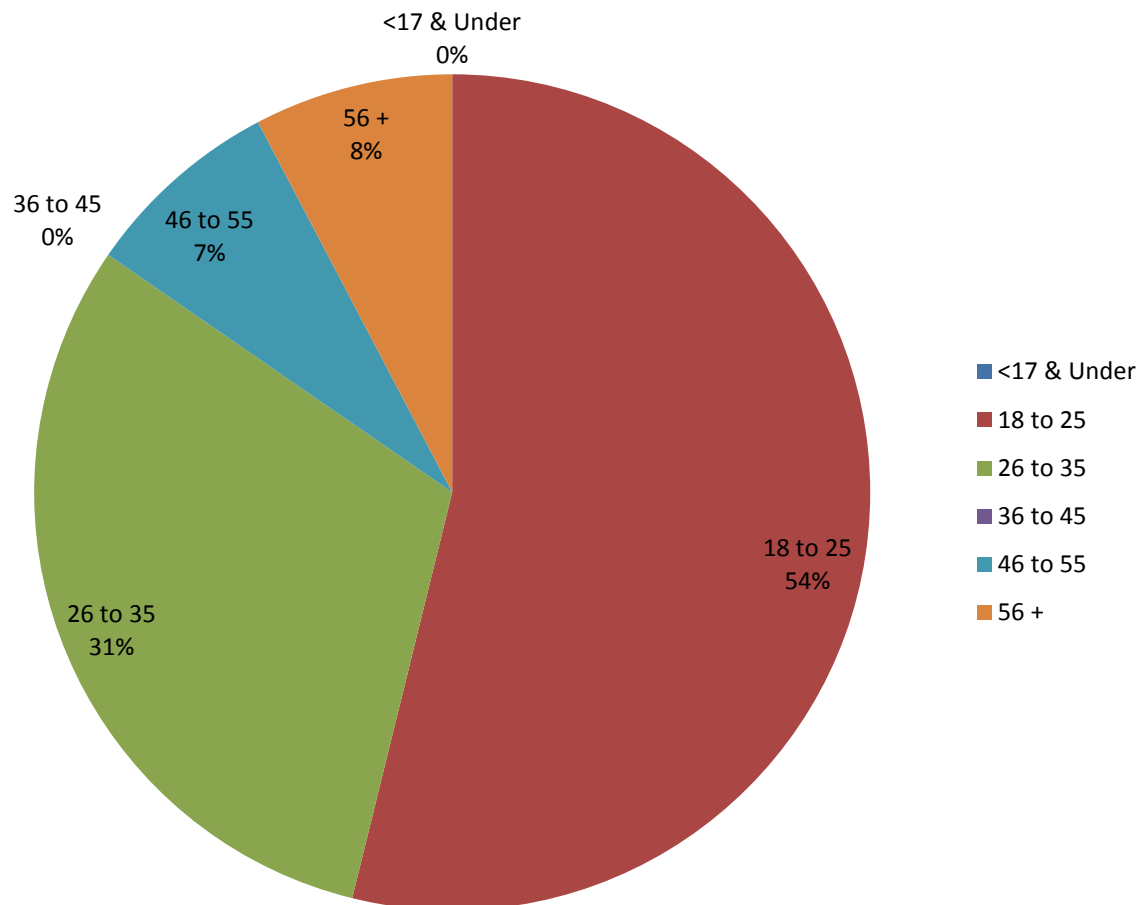
AB730 Violation Statistics January (2021)

Ethnic Background

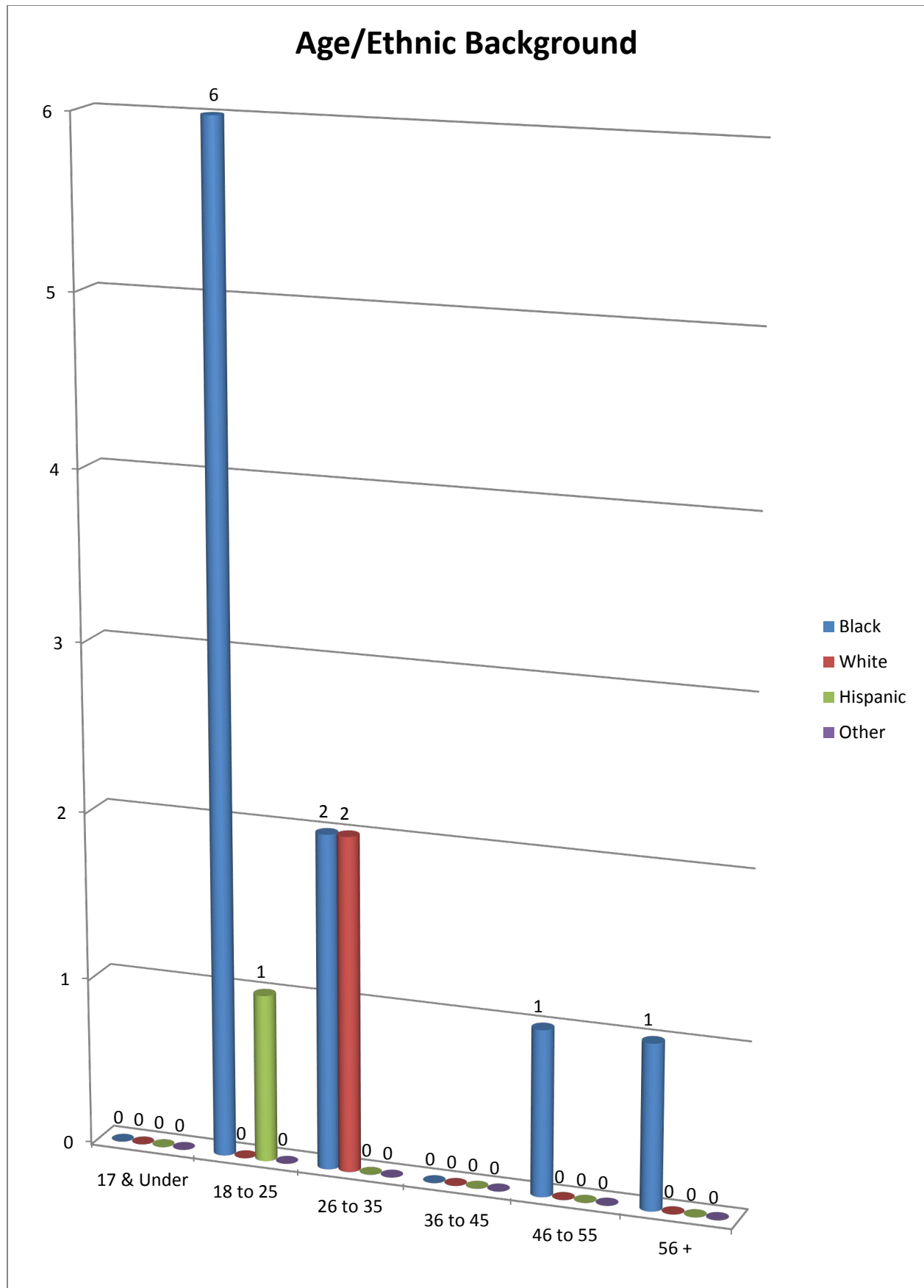


AB730 Violation Statistics January (2021)

Age

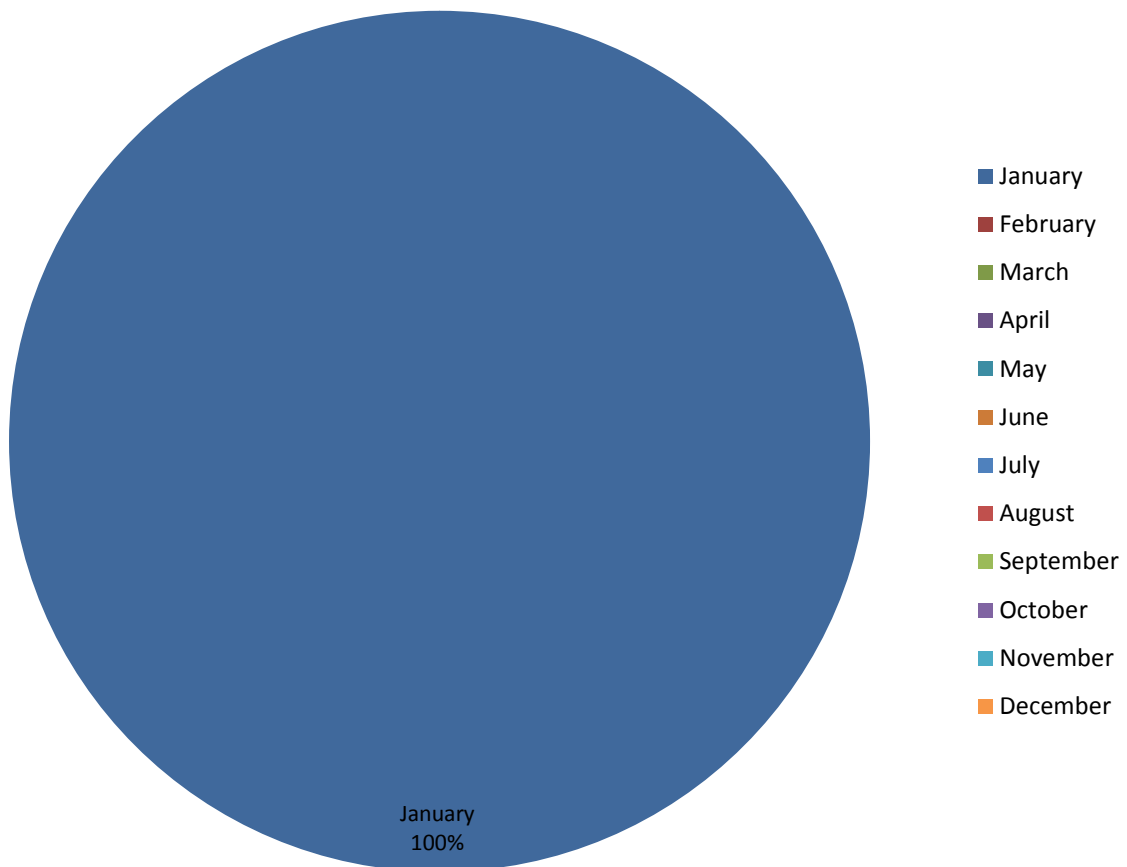


AB730 Violation Statistics January (2021)

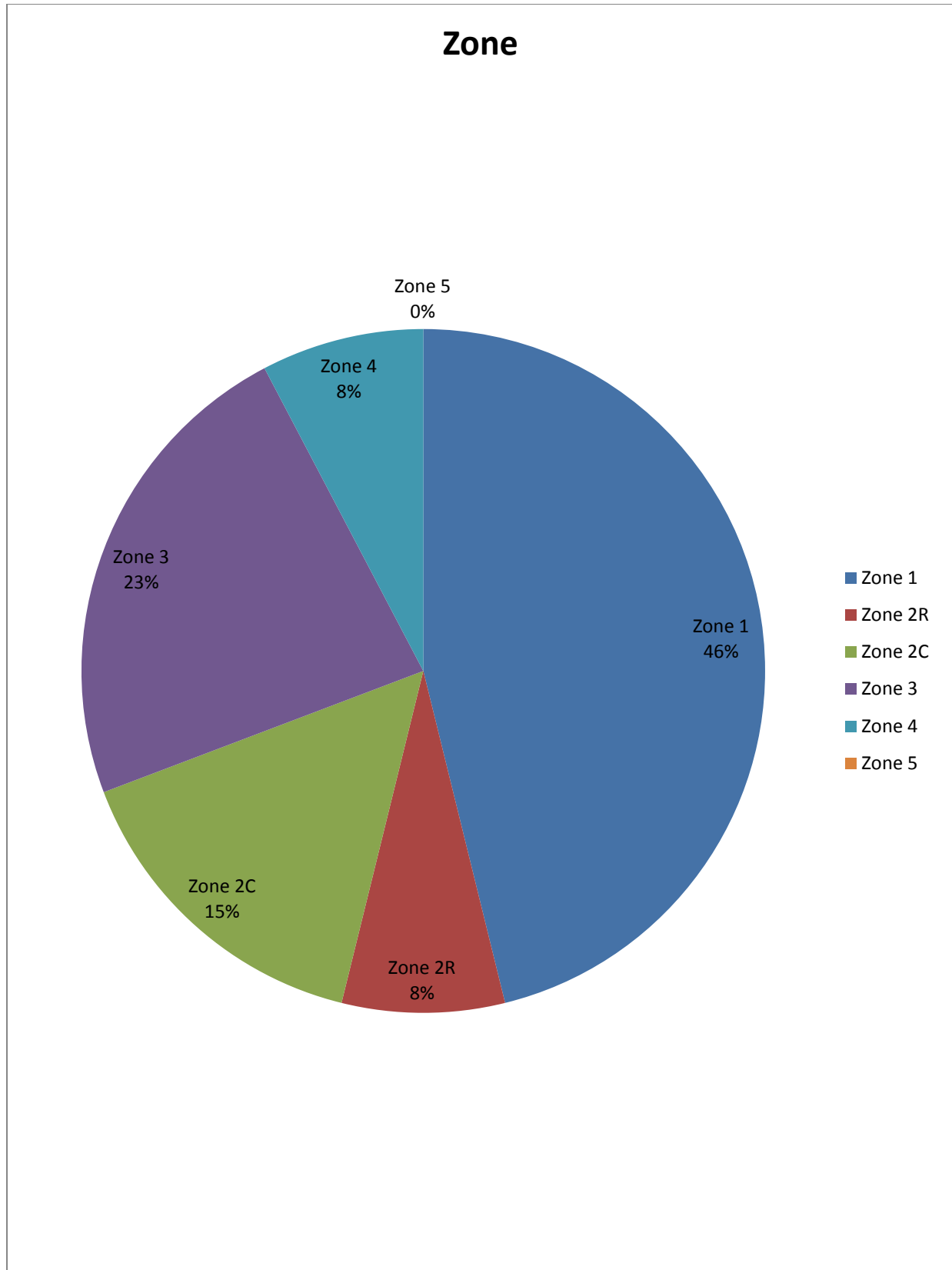


AB730 Violation Statistics January (2021)

Year to Date by Month

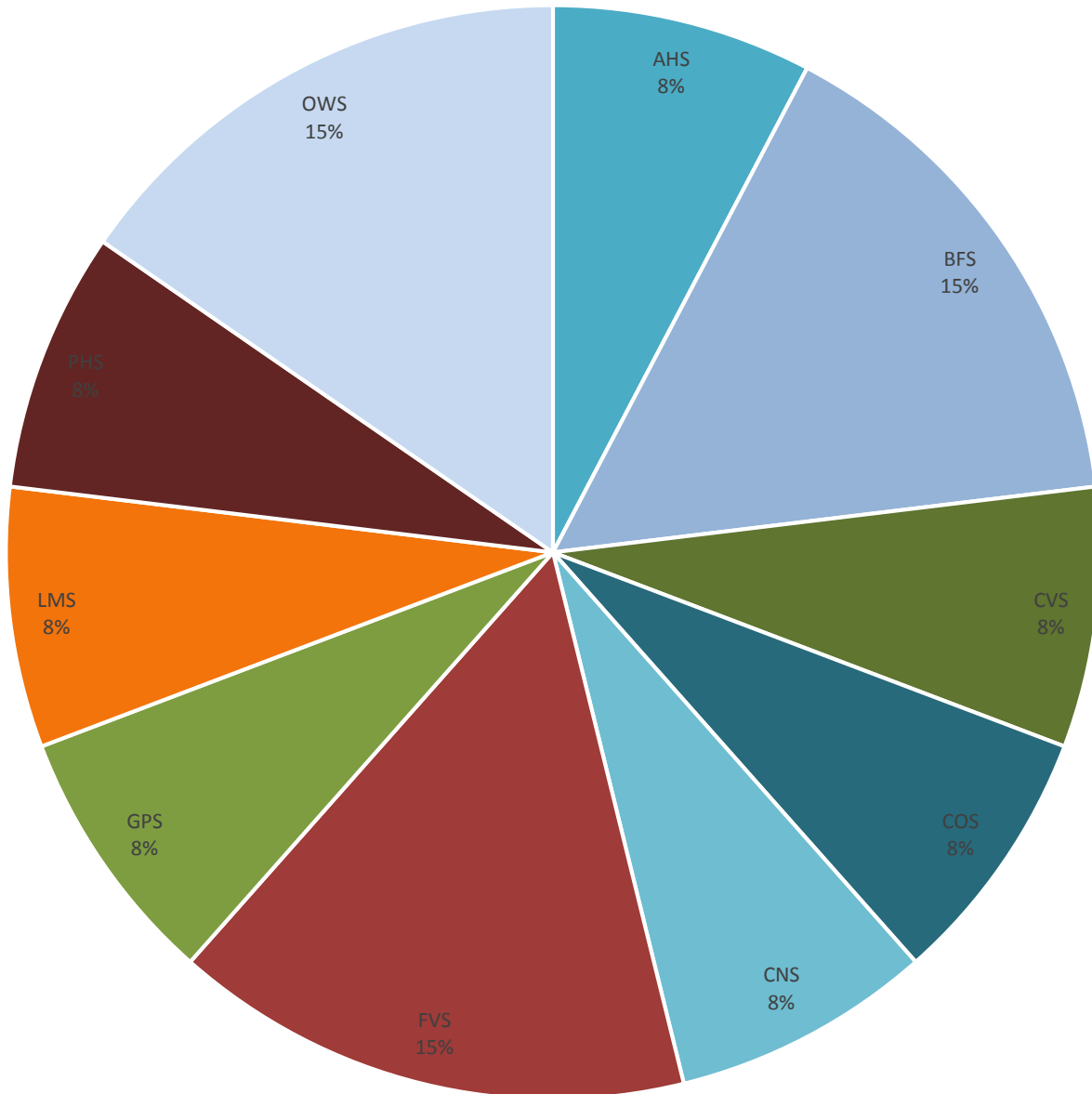


AB730 Violation Statistics January (2021)



AB730 Violation Statistics January (2021)

Stations



■ 12th ■ 16th ■ 19th ■ 24th ■ AHS ■ BPS ■ BFS ■ BES ■ CVS ■ CCS ■ COS ■ CLS
 ■ CDS ■ DCS ■ DPS ■ CPS ■ CNS ■ EMS ■ FMS ■ FVS ■ GPS ■ HAS ■ LAS ■ LMS
 ■ MAS ■ MBS ■ MOS ■ NBS ■ NCS ■ ORS ■ PBS ■ PHS ■ PPS ■ RIS ■ ROS ■ SLS
 ■ SFO ■ SHS ■ SSF ■ UCS ■ WCS ■ WDS ■ OWS ■ SBS ■ WSS ■ Other

Prohibition Order Statistics
(From February 1, 2021 to February 28, 2021)

Crime	Description	Prohibition Orders Issued	Percentage	In- Custody	Citations
664/187 PC	Attempt Murder				
215 PC	Carjacking				
211 PC 664/211/212.5 PC	Robbery/ Attempt Robbery	4		4	
241/243/422/415(3) PC	Assault/Battery/Threats to Station Agents	1			1
243/422 PC	Battery/Threats to Train Operator				
243/422 PC	Battery/Threats to System Service or Other				
243(b)/69/422PC	Battery/Threats to Officer	4		4	
243(e)(1) PC	Domestic Battery				
273.5 PC	Domestic Battery-- Corporal Injury				
243.3/243d/422 PC	Battery/Threats to Patron	2		2	
243.4/288 PC	Sexual Battery	1		1	
245 PC	Assault with Deadly Weapon				
273d(a) PC/ 243a(b) PC	Child Abuse/ Endangerment				
314 PC	Indecent Exposure				
417 PC/25400 pc	Brandishing Weapon /Concealed Weapon	3		3	
647(a) PC	Lewd Conduct	1		1	
11352/11360 H&S	Narcotic Sales				
148 PC ;/ 237 PC	Resisting Arrest/ False Imprisonment				
Total		16	100%**	15 (%) **	1 (%) **

2021 AB730 STATISTICS

Crime	Description	Arrests	Prohibition Appeals	Mental Illness *	Transient	Juvenile (<18)
664/187 PC	Attempt Murder					
215 PC	Carjacking					
211 PC 664/211/212.5 PC	Robbery/ Attempt Robbery	4				
243/422 PC	Battery/Threats to Station Agent					
243/422 PC	Battery/Threats to Train Operator					
243/422 PC	Battery/Threats to System Service or Other					
243(b)/69/422 PC	Battery/Threats to Officer	4			2	
243(e)(1) PC	Domestic Battery					
273.5 PC	Domestic Battery– Corporal Injury					
243.3 PC/ 422 PC	Battery/Threats to Patron	2				
243.4/288 PC	Sexual Battery	1				
245 PC	Assault w/ Deadly Weapon					
487(c) PC	Theft from Person					
314 PC	Indecent Exposure					
417 PC/ 25400 PC	Brandishing Weapon /Concealed Weapon	3		1		
647(A) PC	Lewd Conduct	1				
11352/11360 H&S	Sales of Illegal Narcotics					
148 PC ;/ 237 PC	Resisting Arrest/ False Imprisonment					
Total		15	(0%)**	1 (%)**	2 (%)**	(%)**

2021 AB730 STATISTICS

Crime Classification	Prohibition Orders Issued	Percentage
Felony	8	%
Misdemeanor	8	%
	16	100%

Gender	Prohibition Orders Issued	Percentage
Male	12	%
Female	4	%
	16	100%

Ethnic Background	Prohibition Orders Issued	Percentage
Black	8	%
Hispanic	4	%
Other	2	%
White	2	%
	16	100%**

Age	Prohibition Orders Issued	Percentage
17 & Under	0	%
18 to 25	5	%
26 to 35	8	%
36 to 45	3	%
46 to 55	0	%
56 +	0	%
	16	100%**

2021 AB730 STATISTICS

Age/Ethnic Background	Black	Hispanic	Other	White
17 & Under	0	0	0	0
18 to 25	2	2	0	1
26 to 35	3	2	2	1
36 to 45	3	0	0	0
46 to 55	0	0	0	0
56 +	0	0	0	0
	8	4	2	2
	(%)**	(%)**	(%)**	(%)**

Month	Prohibition Orders Issued	Percentage
January	13	%
February	16	%
March		%
April		%
May		%
June		%
July		%
August		%
September		%
October		%
November		%
December		
Year to date total =	29	100%**

Zone	Prohibition Orders Issued	Percentage
Zone 1 (Oakland)	5	%
Zone 2R (Berkeley & West Contra Costa County)	2	%
Zone 2C (East Contra Costa County)	1	%
Zone 3 (South Alameda County)	3	%
Zone 4 (San Francisco County)	3	%
Zone 5 (San Mateo County)	2	%
	16	100.25%**

2021 AB730 STATISTICS

Station	Zone	Prohibition Orders	Percentage
12 th Street (Oakland)	1		
16 th Street (San Francisco)	4		
19 th Street (Oakland)	1		
24 th Street (San Francisco)	4		
Ashby (Berkeley) – AHS	2r		
Balboa Park (San Francisco) – BPS	4		
Bay Fair (San Leandro) – BFS	3		
Berkeley - BES	2r		
Castro Valley – CVS	3	2	
Civic Center (San Francisco) – CCS	4	1	
Coliseum (Oakland) – COS	1		
Colma – CLS	5		
Concord - CDS	2c	1	
Daly City – DCS	5	1	
Dublin Pleasanton – DPS	3		
El Cerrito Del Norte – CNS	2r	1	
El Cerrito Plaza – CPS	2r	1	
Embarcadero (San Francisco) – EMS	4		
Fremont - FMS	3		
Fruitvale (Oakland) – FVS	1	1	
Glen Park (San Francisco) - GPS	4	1	
Hayward – HAS	3		
Lafayette – LFS	2c		
Lake Merritt (Oakland) – LMS	1	4	
MacArthur (Oakland) – MAS	1		
Millbrae – MBS	5	1	
Montgomery Street (SF) – MOS	4		
North Berkeley – NBS	2r		
North Concord – NCS	2c		
Orinda - ORS	2c		
Pittsburg – PBS	2c		
Pleasant Hill – PHS	2c		
Powell Street (San Francisco) – PPS	4	1	
Richmond – RIS	2r		
Rockridge - ROS	2c		
San Bruno – SBS	5		
San Leandro – SLS	3	1	
South Hayward – SHS	3		
South San Francisco – SSS	5		
Union City – UCS	3		
Walnut Creek – WCS	2c		
Warm Springs – WSS	3		
West Dublin – WDS	3		
West Oakland – OWS	1		
San Francisco Airport (SFO)	5		
Other BART Property (P&R)			
Total Stations		16	100%**

2021 AB730 STATISTICS

Public Utilities Code Section 99171(a) (1) (A)

There have been 0 violations during this month. No subjects were cited on three separate occasions for the violations, within a period of 90 consecutive days.

Violation	Description	Number of Violations
640(d)(1) PC	Willfully Disturbing Others	0
640(d)(4) PC	Blocking Free Movement	0
Total		0

*** In all cases involving mental illness issues, subjects are transported to and evaluated at a psychiatric facility prior to being booked at the jail or cited.**

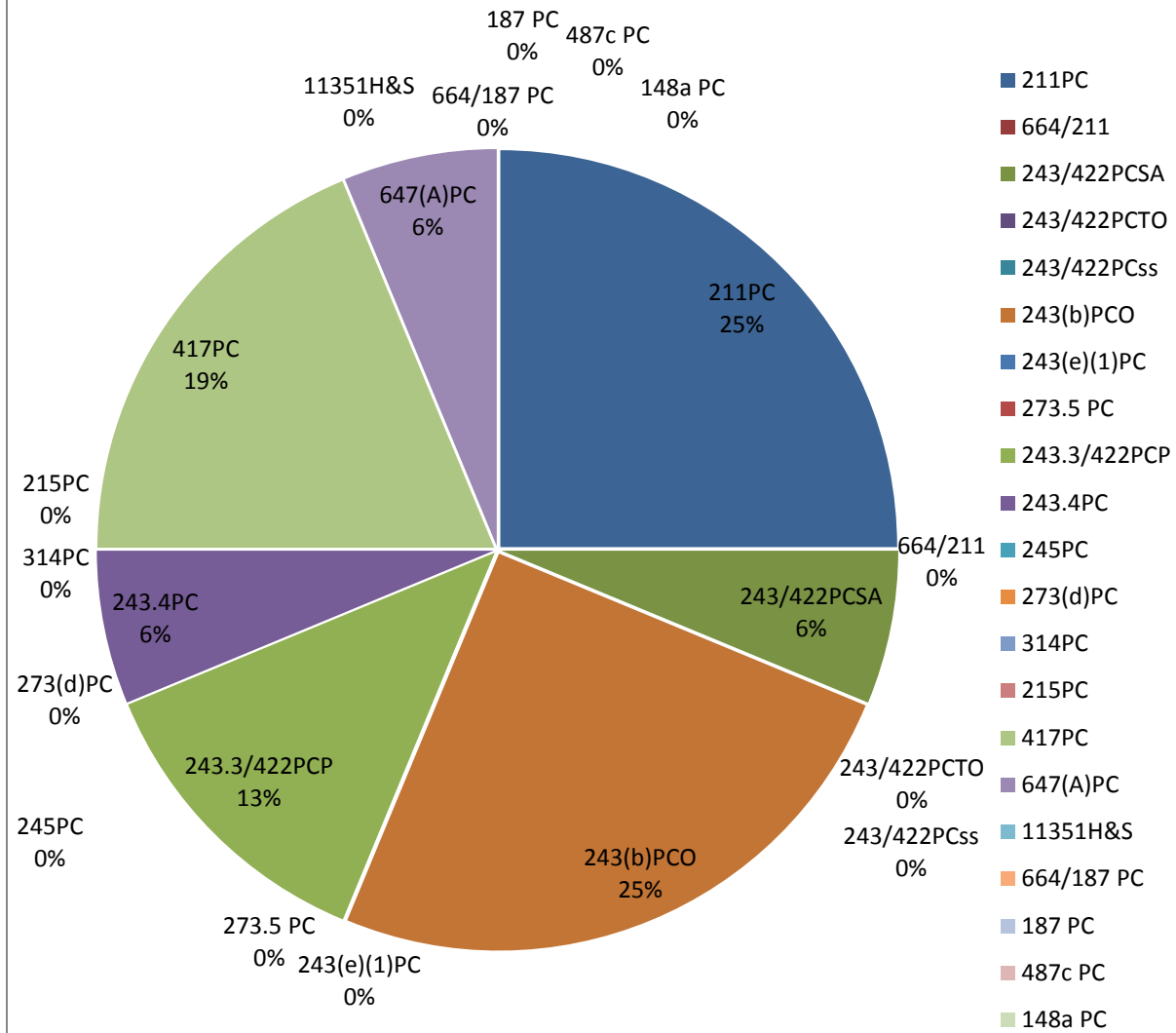
**** Percentages rounded to nearest quarter of a percent - .25**

i Not a qualifying offense

Top 5 Stations for Part I Crime		
Arrests and Citations		
Felony		Not Available
Misdemeanor		Not Available
Arrest by Citation		Not Available
Fare Evasion		Not Available
Total Commendations Written		Not Available
Total Calls to ISRC (Dispatch)		Not Available
Total phone calls, 911 call, events created	Total Phone calls answered by ISRC	Not Available
	Total 911 Calls	Not Available
Field Interview Cards		Not Available

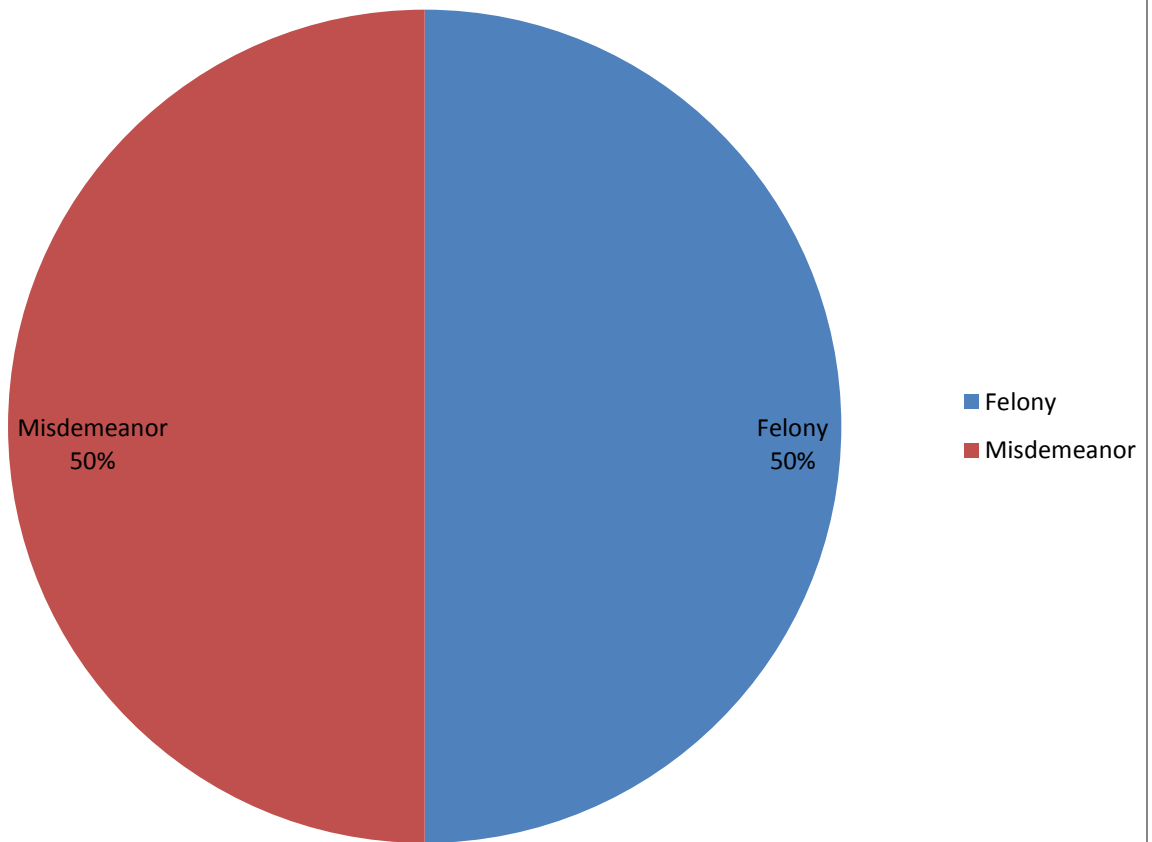
AB730 Violation Statistics February (2021)

Arrests



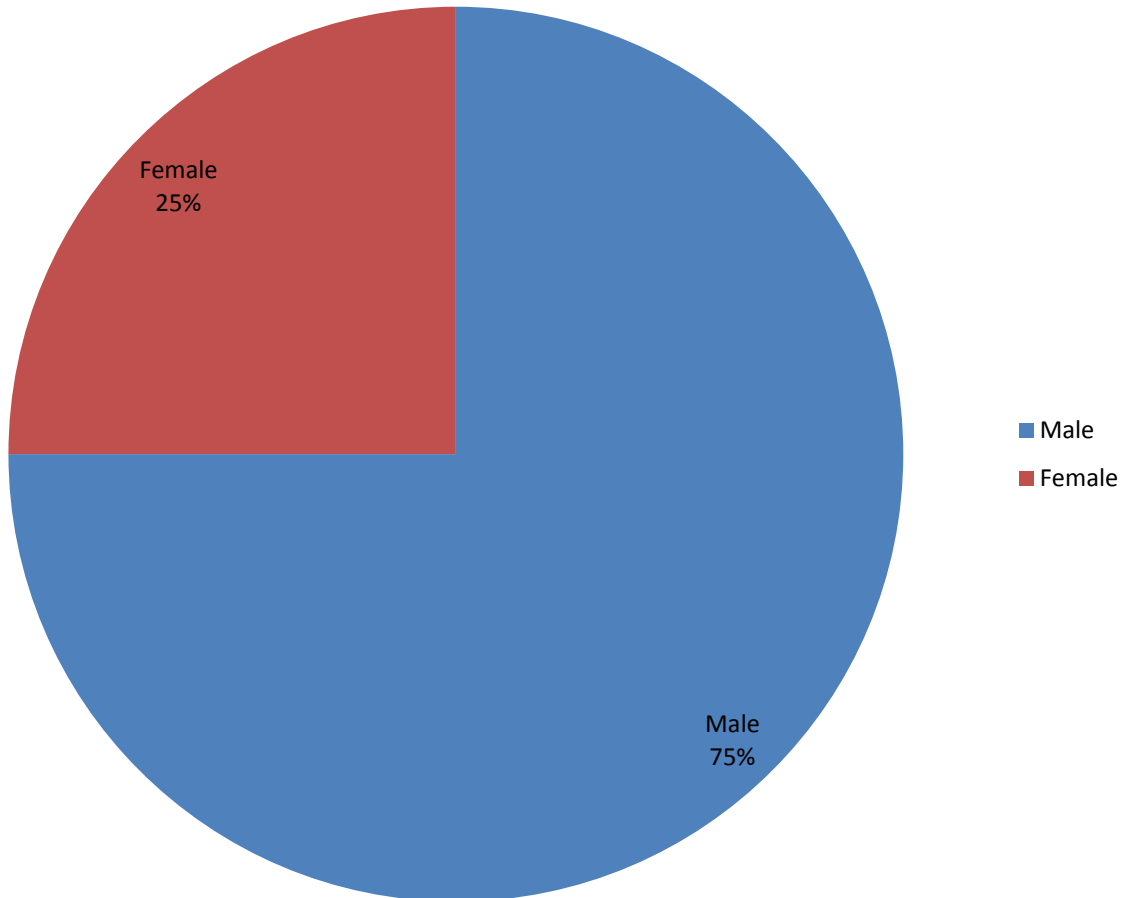
AB730 Violation Statistics February (2021)

Crime Classification



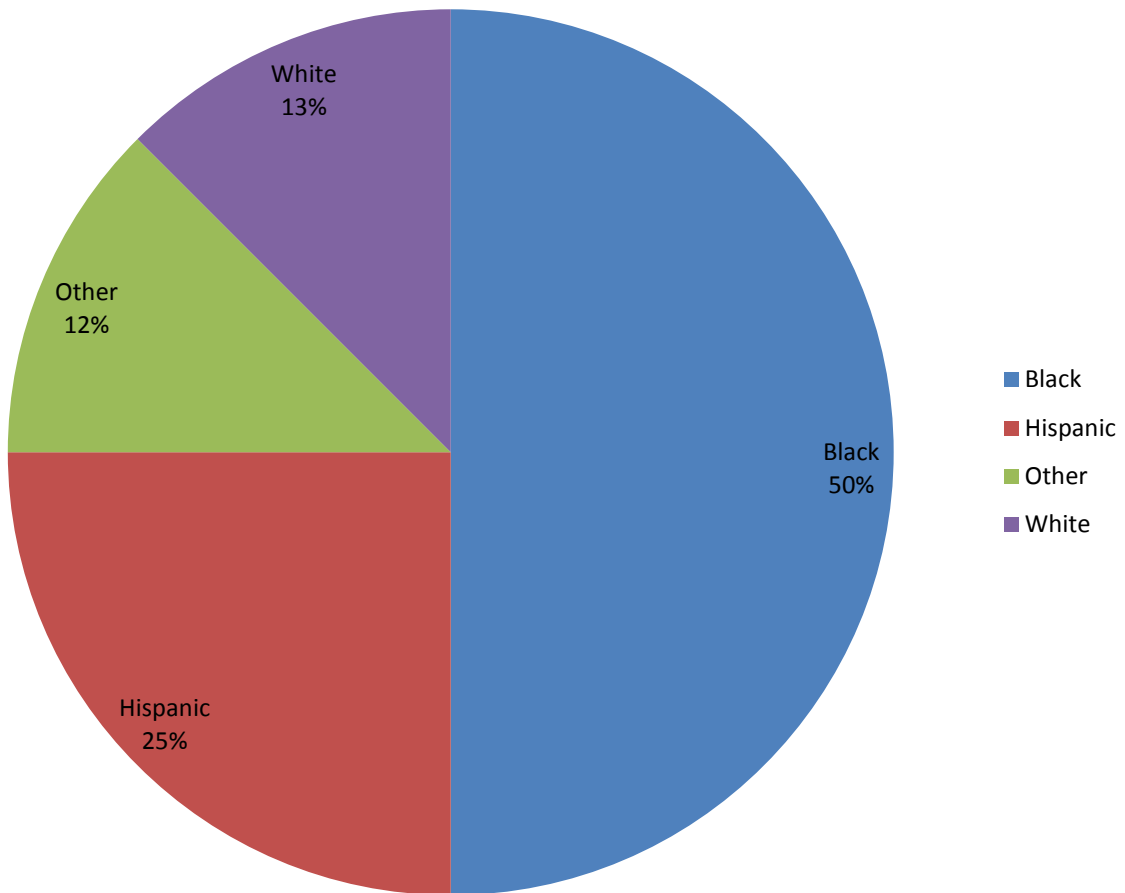
AB730 Violation Statistics February (2021)

Gender



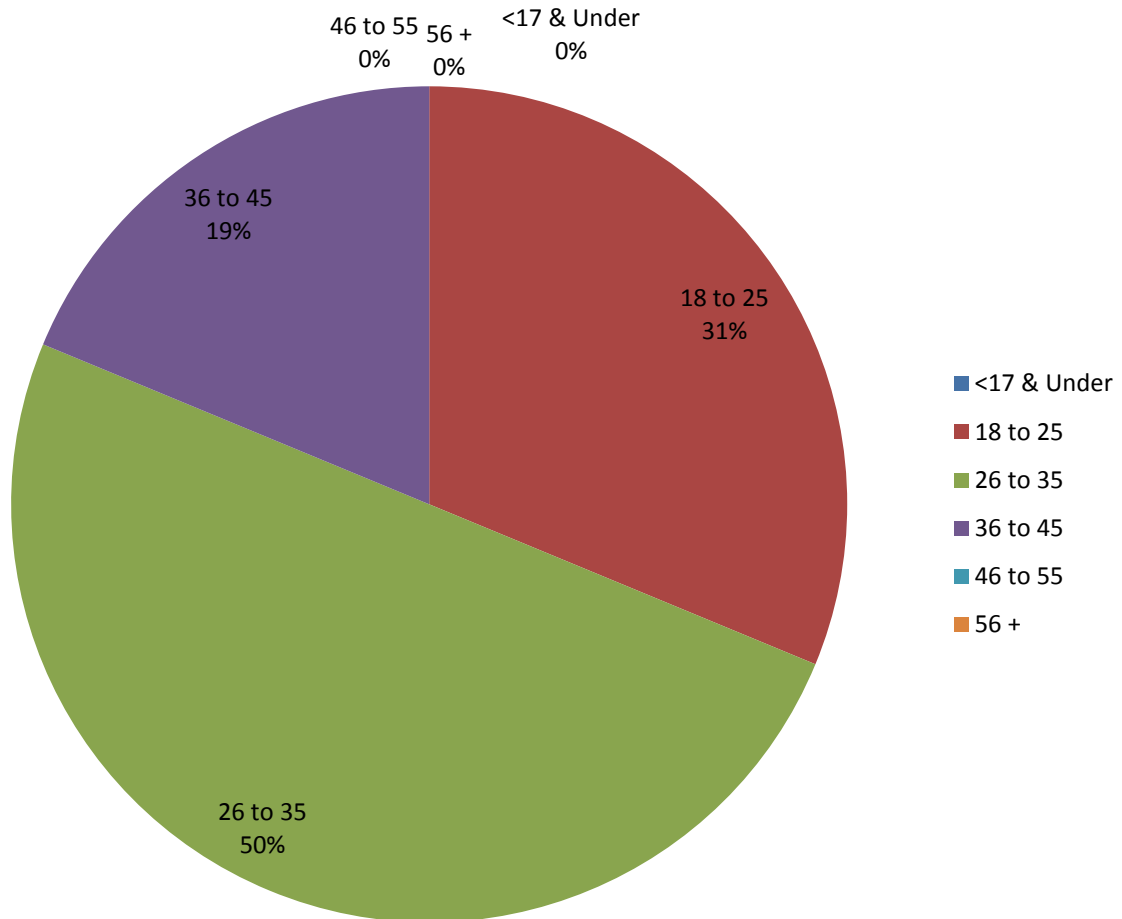
AB730 Violation Statistics February (2021)

Ethnic Background

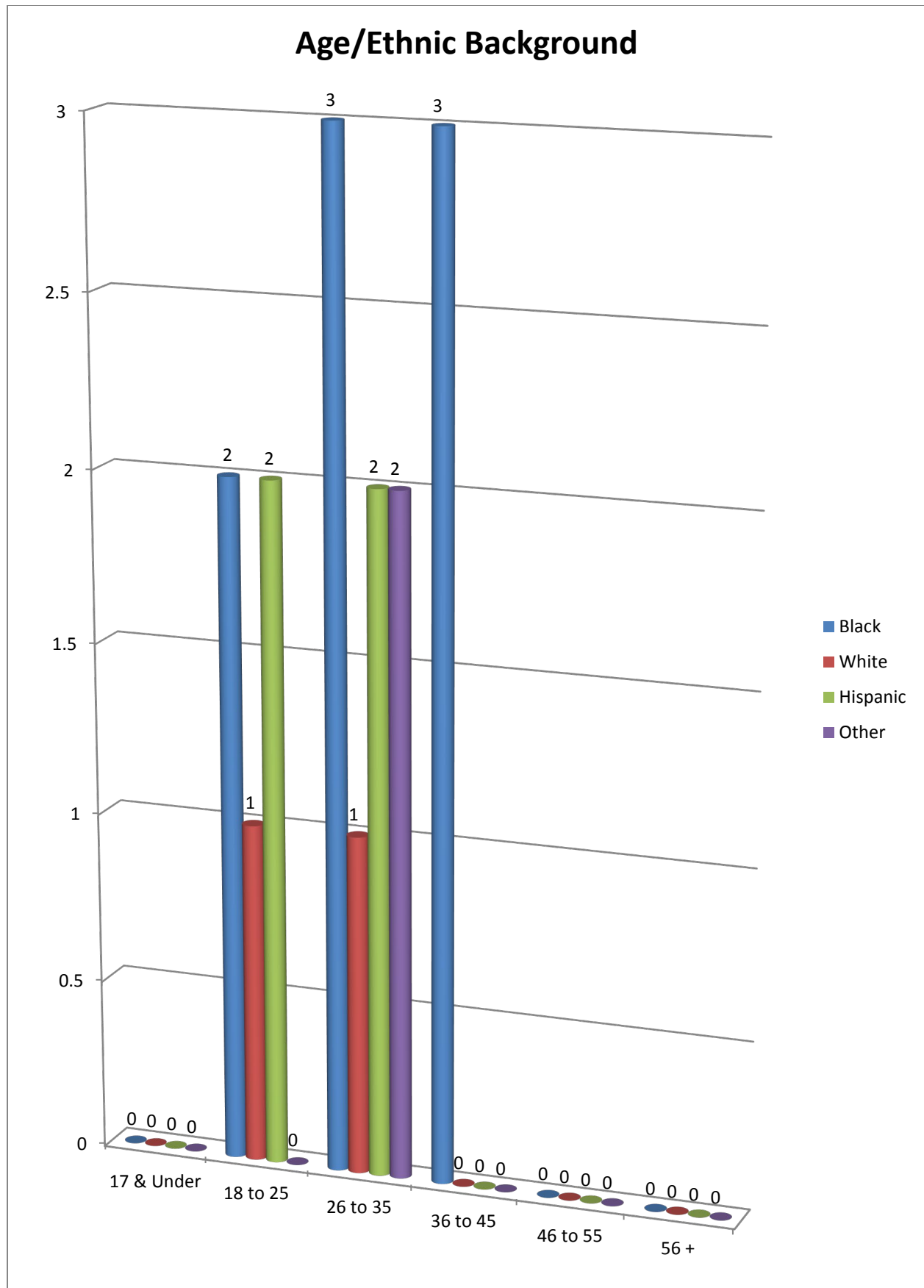


AB730 Violation Statistics February (2021)

Age

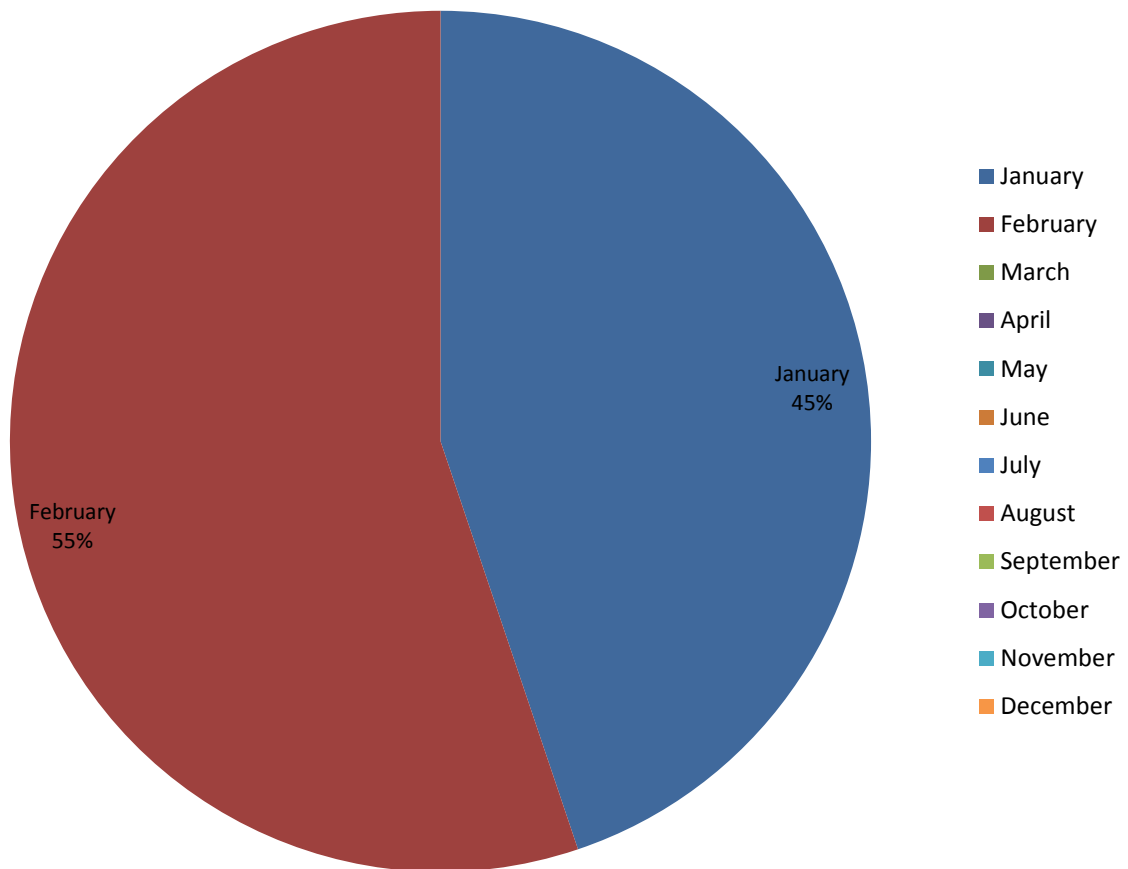


AB730 Violation Statistics February (2021)



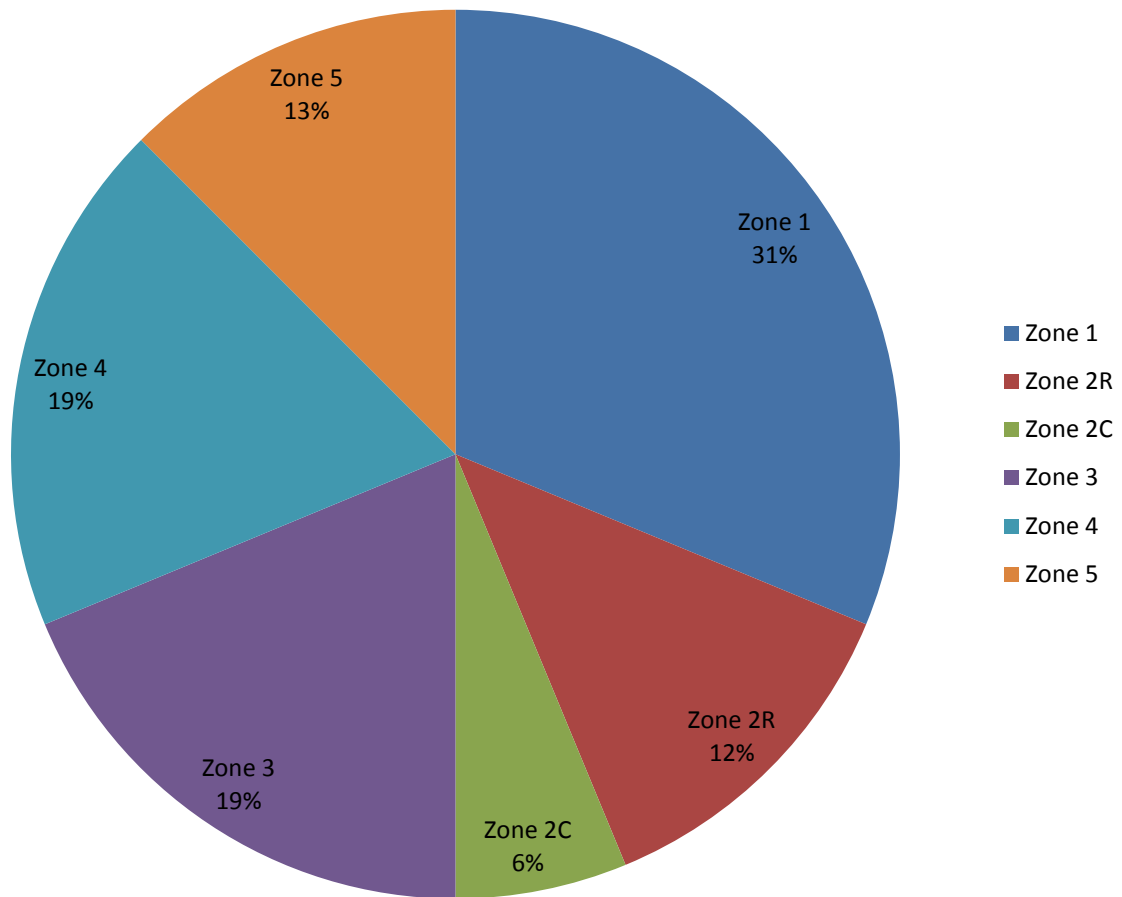
AB730 Violation Statistics February (2021)

Year to Date by Month



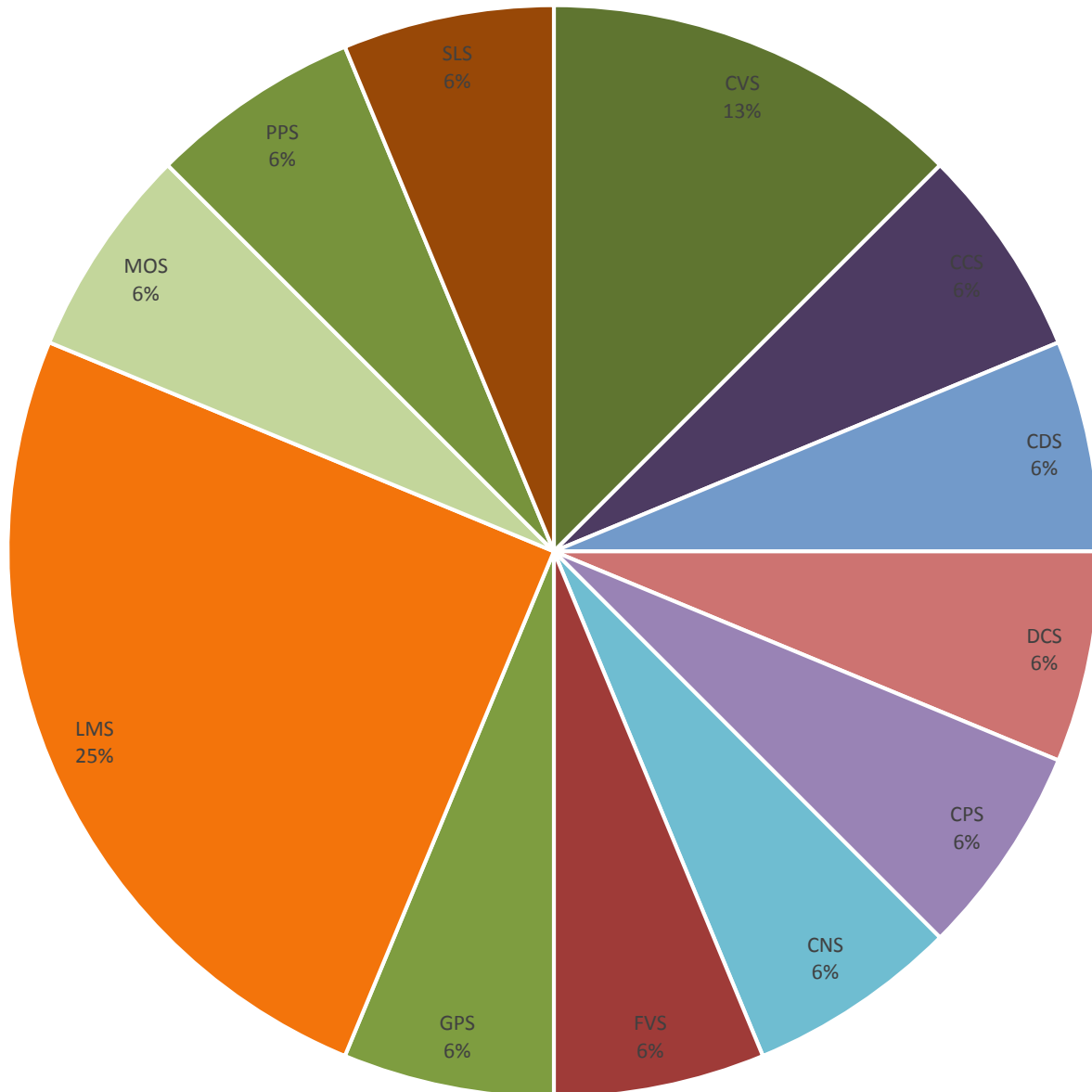
AB730 Violation Statistics February (2021)

Zone



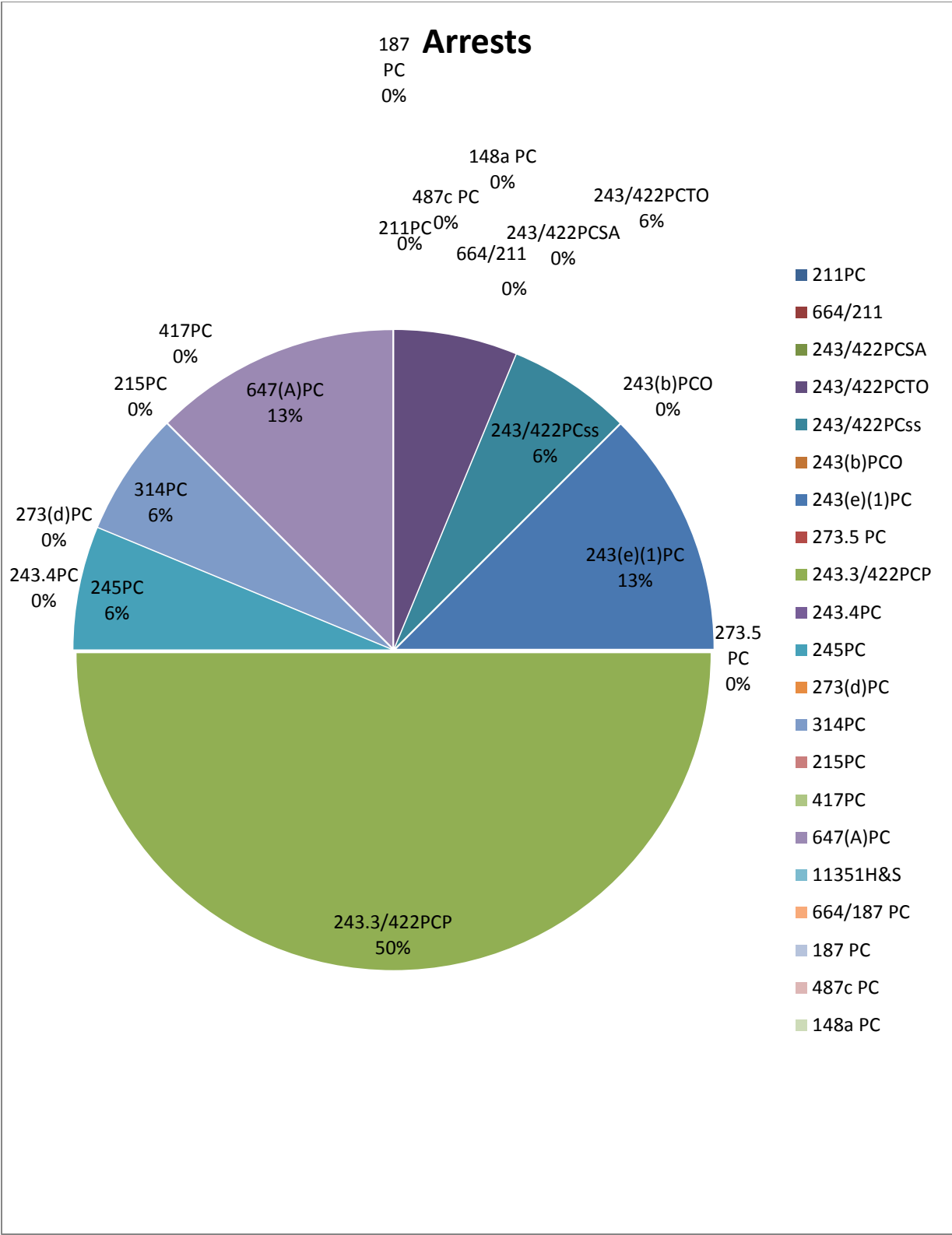
AB730 Violation Statistics February (2021)

Stations



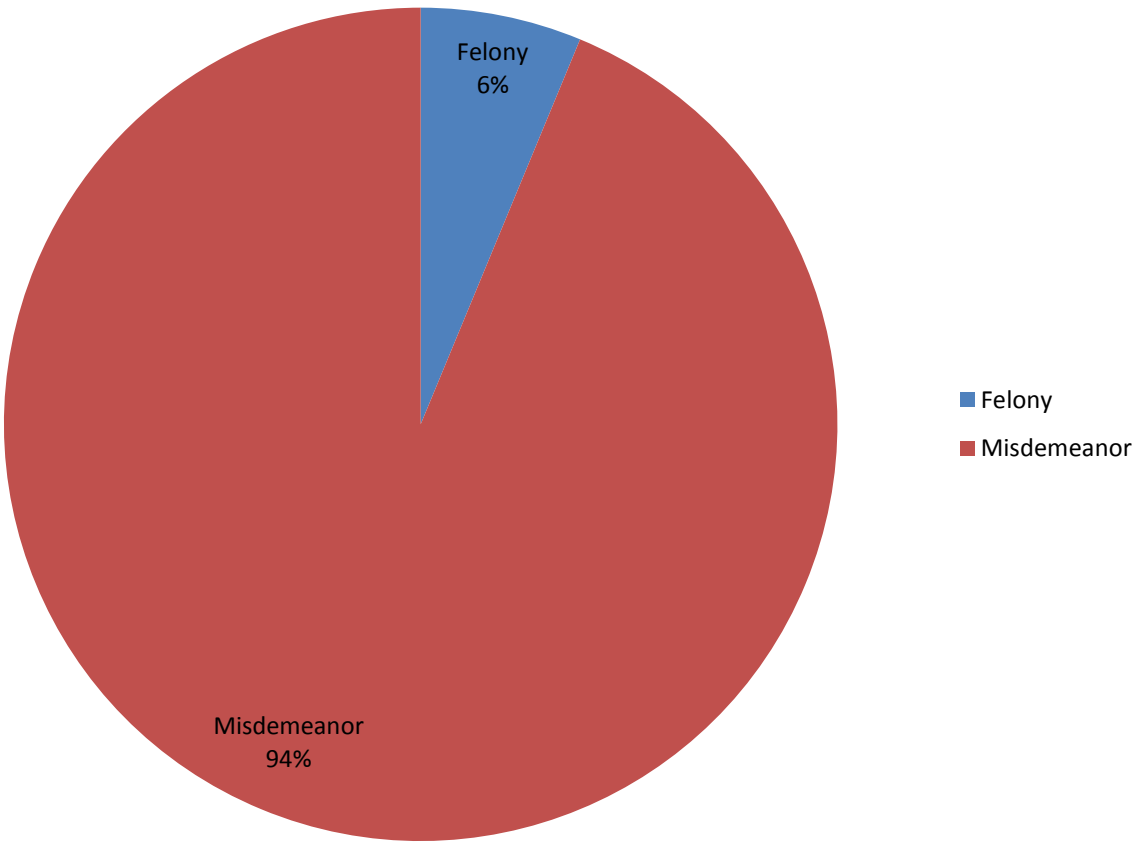
■ 12th ■ 16th ■ 19th ■ 24th ■ AHS ■ BPS ■ BFS ■ BES ■ CVS ■ CCS ■ COS ■ CLS
 ■ CDS ■ DCS ■ DPS ■ CPS ■ CNS ■ EMS ■ FMS ■ FVS ■ GPS ■ HAS ■ LAS ■ LMS
 ■ MAS ■ MBS ■ MOS ■ NBS ■ NCS ■ ORS ■ PBS ■ PHS ■ PPS ■ RIS ■ ROS ■ SLS
 ■ SFO ■ SHS ■ SSF ■ UCS ■ WCS ■ WDS ■ OWS ■ SBS ■ WSS ■ Other

AB730 Violation Statistics March (2021)

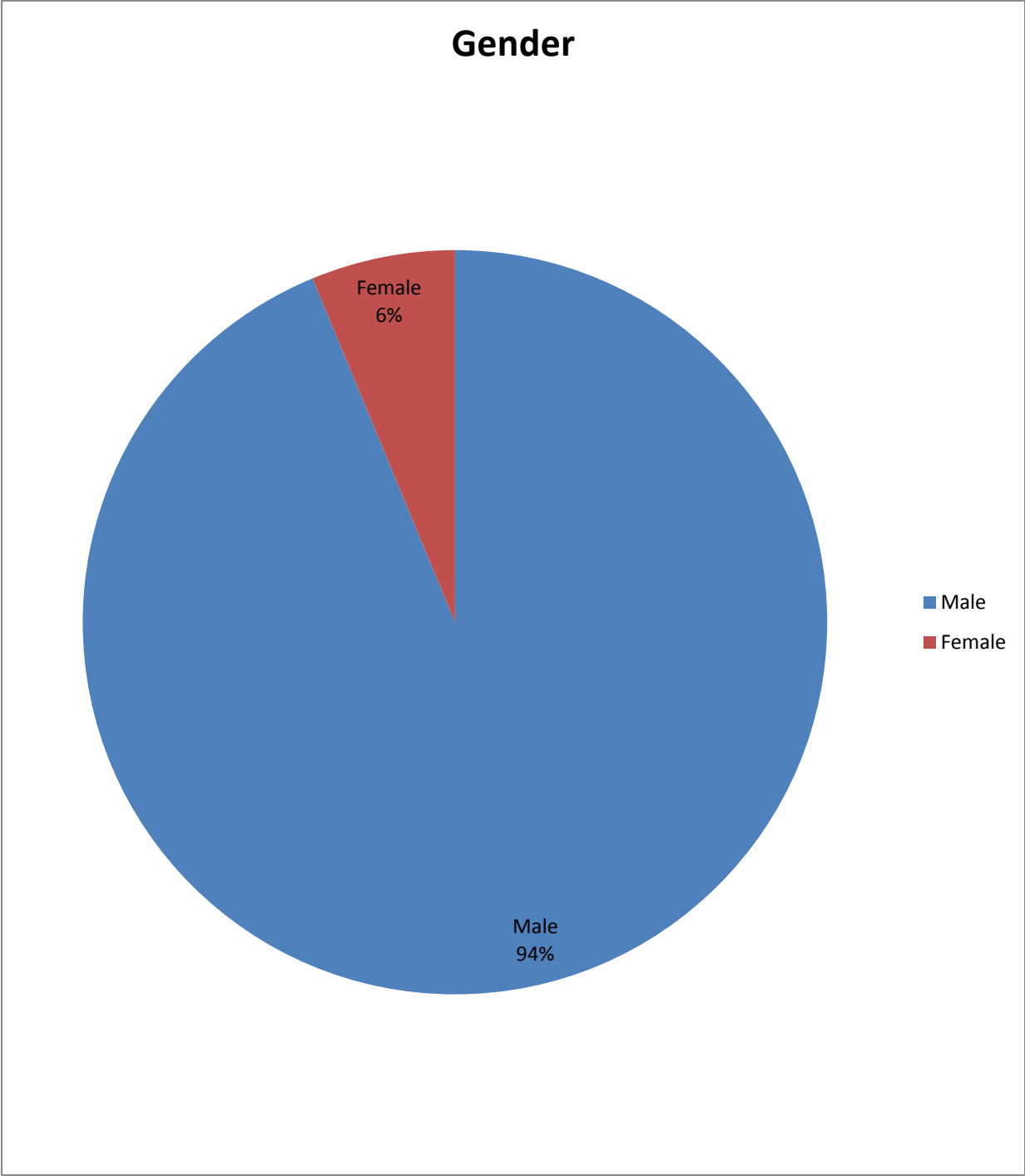


AB730 Violation Statistics March (2021)

Crime Classification

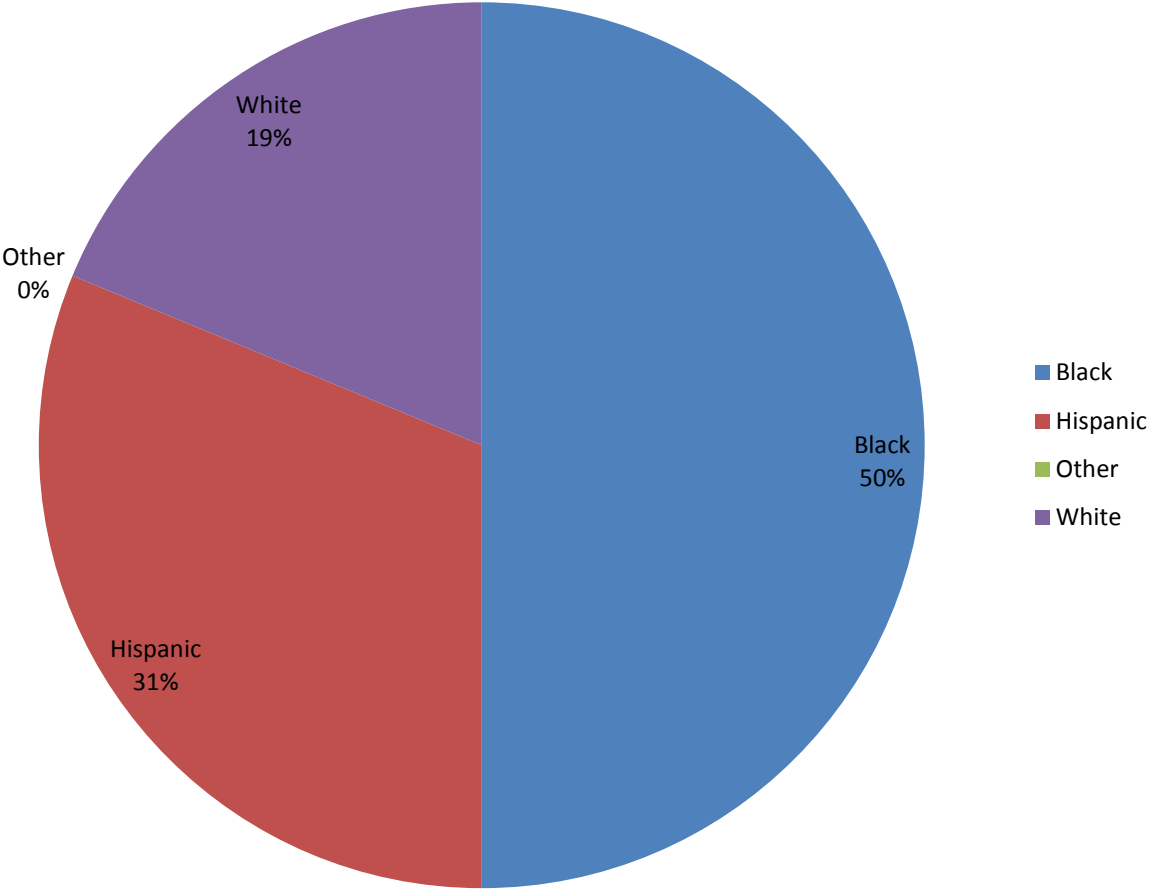


AB730 Violation Statistics March (2021)



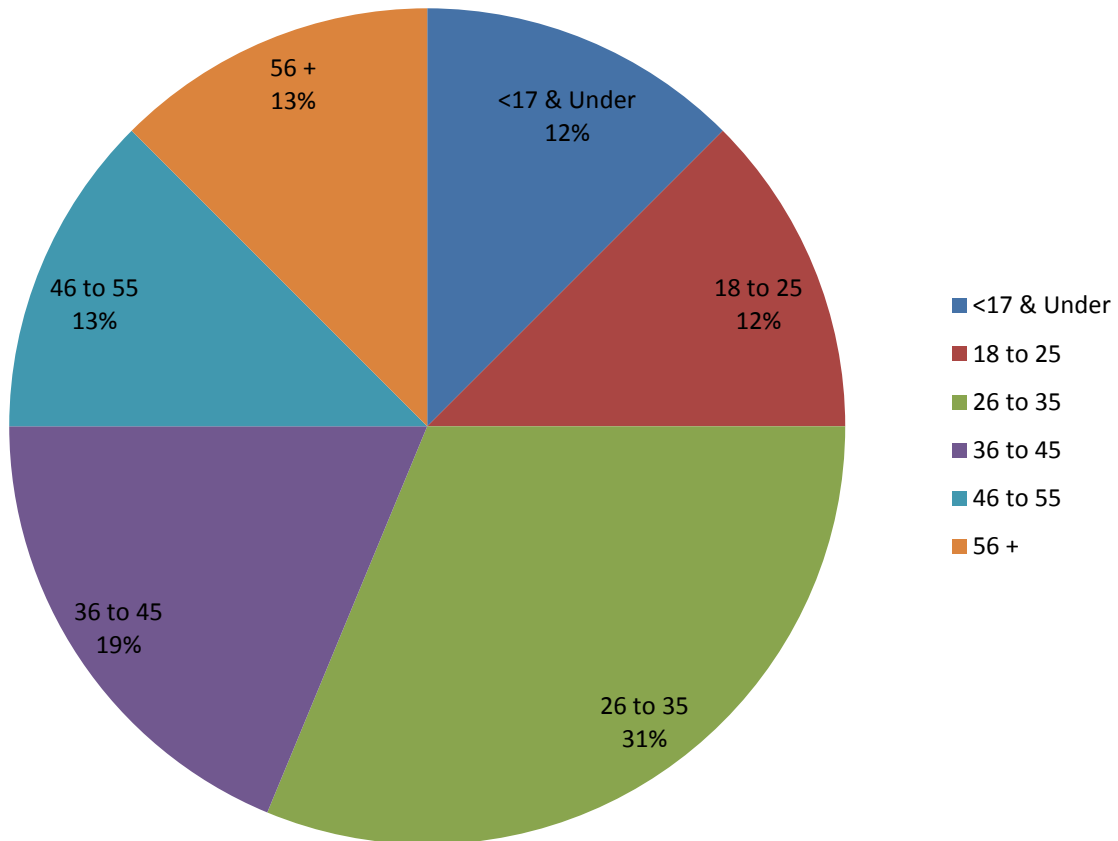
AB730 Violation Statistics March (2021)

Ethnic Background

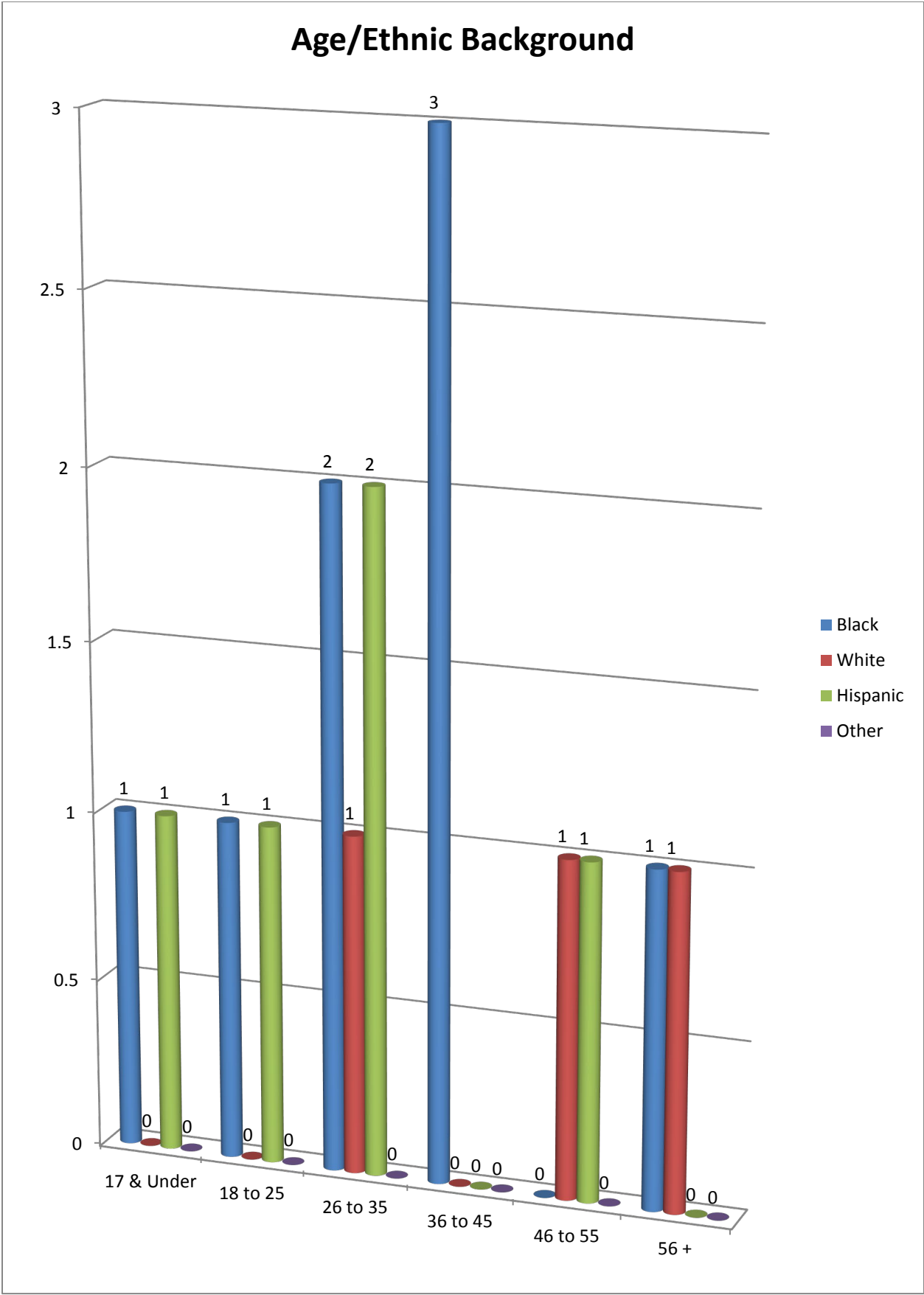


AB730 Violation Statistics March (2021)

Age

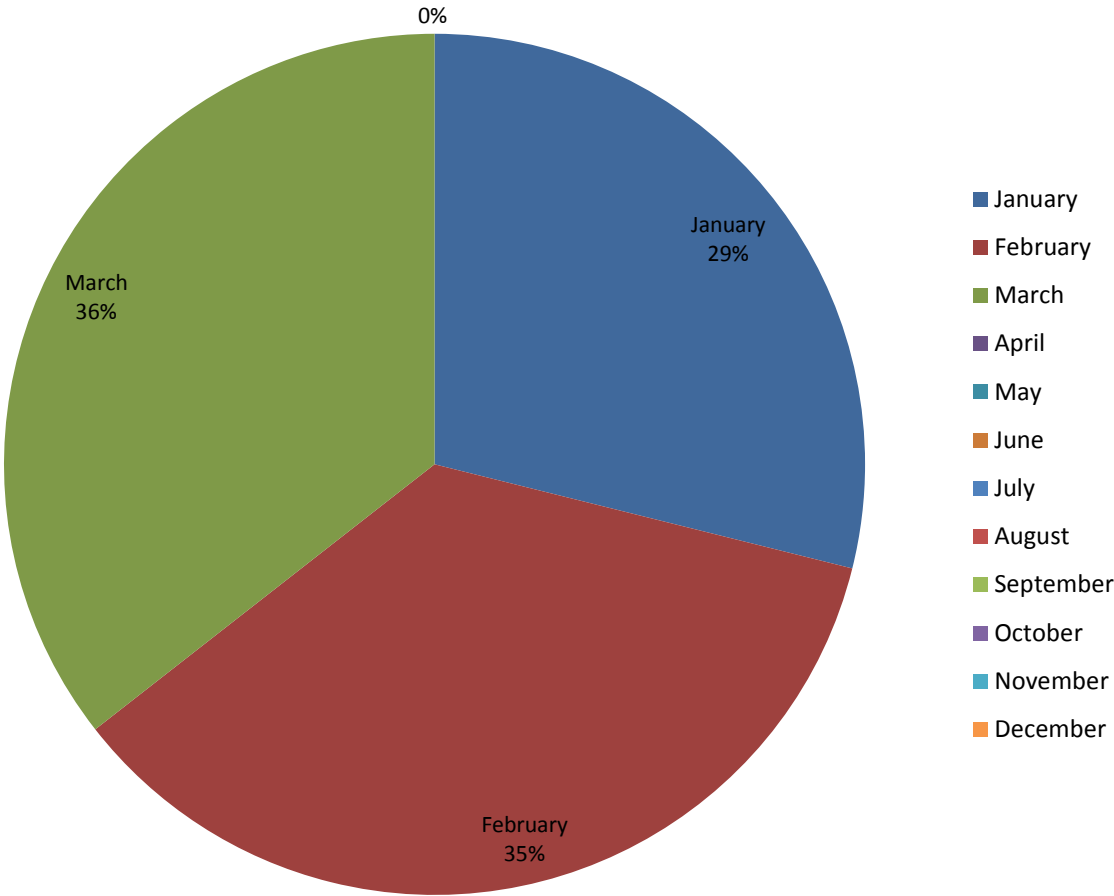


AB730 Violation Statistics March (2021)

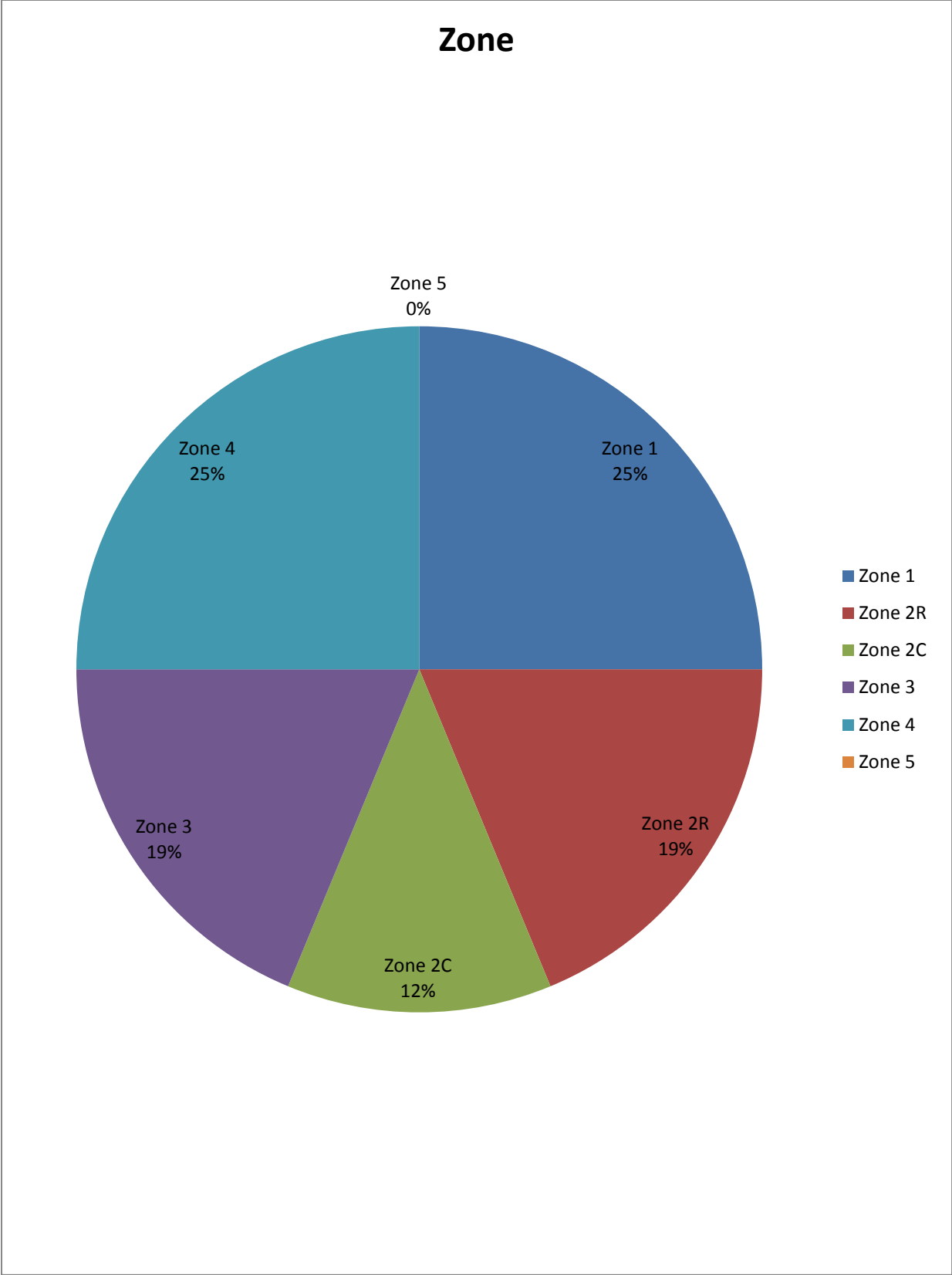


AB730 Violation Statistics March (2021)

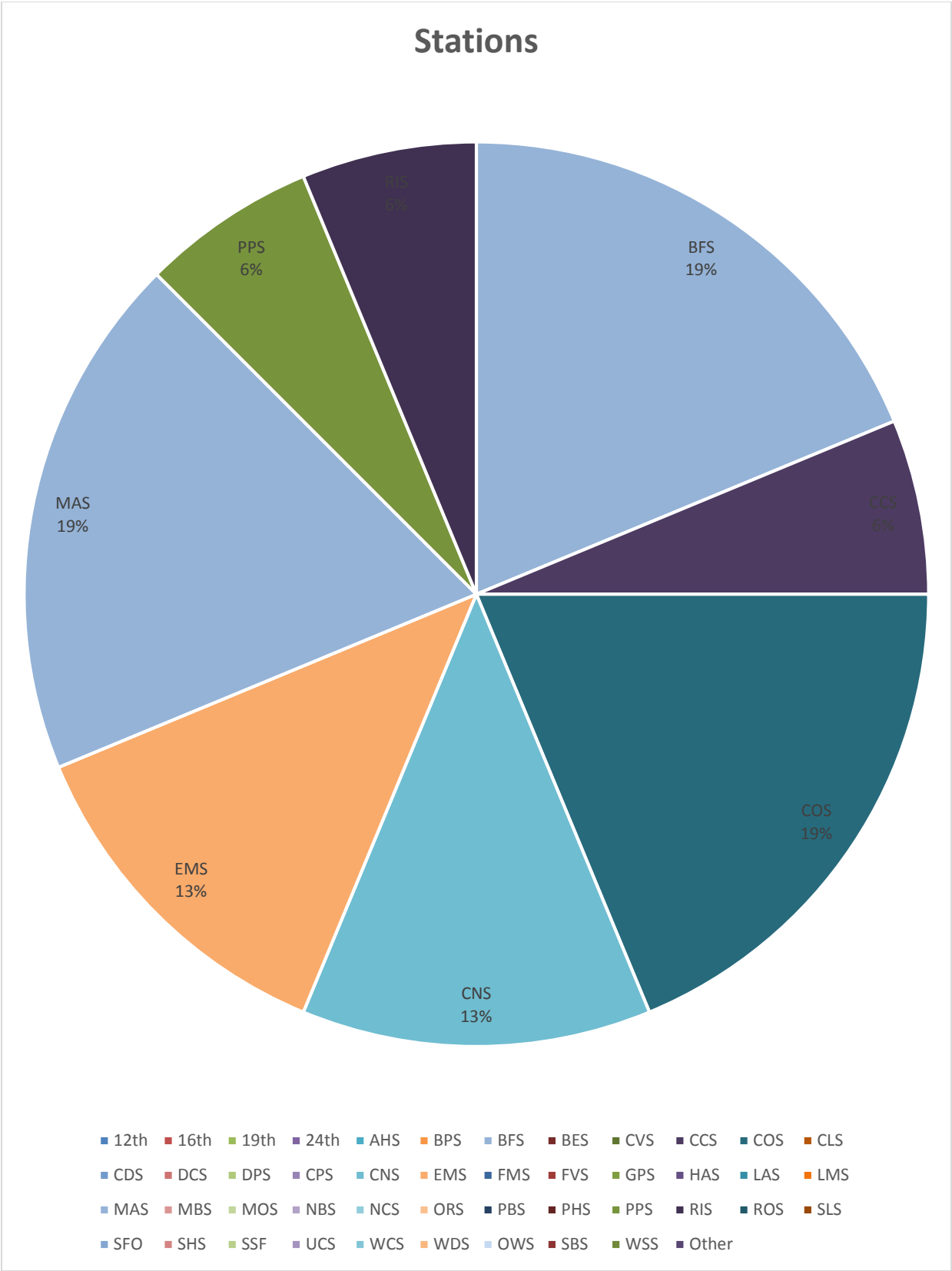
Year to Date by Month



AB730 Violation Statistics March (2021)



AB730 Violation Statistics March (2021)



Prohibition Order Statistics
(From March 1, 2020 to March 30, 2021)

Crime	Description	Prohibition Orders Issued	Percentage	In- Custody	Citations
664/187 PC	Attempt Murder				
215 PC	Carjacking				
211 PC 664/211/212.5 PC	Robbery/ Attempt Robbery				
241/243/422/415(3) PC	Assault/Battery/Threats to Station Agents				
243/422 PC	Battery/Threats to Train Operator	1		1	
243/422 PC	Battery/Threats to System Service or Other	1		1	
243(b)/69/422PC	Battery/Threats to Officer				
243(e)(1) PC	Domestic Battery	2			2
273.5 PC	Domestic Battery-- Corporal Injury				
243.3/243d/422 PC	Battery/Threats to Patron	8		6	2
243.4/288 PC	Sexual Battery				
245 PC	Assault with Deadly Weapon	1		1	
273d(a) PC/ 243a(b) PC	Child Abuse/ Endangerment				
314 PC	Indecent Exposure	1		1	
417 PC	Brandishing Weapon				
647(a) PC	Lewd Conduct	2		2	
11352/11360 H&S	Narcotic Sales				
148 PC ;/ 237 PC	Resisting Arrest/ False Imprisonment				
Total		16	100%**	12 (%) **	4 (%) **

2019 AB730 STATISTICS

Crime	Description	Arrests	Prohibition Appeals	Mental Illness *	Transient	Juvenile (<18)
664/187 PC	Attempt Murder					
215 PC	Carjacking					
211 PC 664/211/212.5 PC	Robbery/ Attempt Robbery					
243/422 PC	Battery/Threats to Station Agent					
243/422 PC	Battery/Threats to Train Operator	1				
243/422 PC	Battery/Threats to System Service or Other	1				
243(b)/69/422 PC	Battery/Threats to Officer					
243(e)(1) PC	Domestic Battery					1
273.5 PC	Domestic Battery– Corporal Injury					
243.3 PC/ 422 PC	Battery/Threats to Patron	6		1		1
243.4/288 PC	Sexual Battery					
245 PC	Assault w/ Deadly Weapon	1				
487(c) PC	Theft from Person					
314 PC	Indecent Exposure	1				
417 PC	Brandishing Weapon					
647(A) PC	Lewd Conduct	2				
11352/11360 H&S	Sales of Illegal Narcotics					
148 PC ;/ 237 PC	Resisting Arrest/ False Imprisonment					
Total		12	(0%)**	1 (%)**	(%)**	2 (%)**

2019 AB730 STATISTICS

Crime Classification	Prohibition Orders Issued	Percentage
Felony	1	%
Misdemeanor	15	%
	16	100%

Gender	Prohibition Orders Issued	Percentage
Male	15	%
Female	1	%
	16	100%

Ethnic Background	Prohibition Orders Issued	Percentage
Black	8	%
Hispanic	5	%
Other	0	%
White	3	%
	16	100%**

Age	Prohibition Orders Issued	Percentage
17 & Under	2	%
18 to 25	2	%
26 to 35	5	%
36 to 45	3	%
46 to 55	2	%
56 +	2	%
	16	100%**

2019 AB730 STATISTICS

Age/Ethnic Background	Black	Hispanic	Other	White
17 & Under	1	1	0	0
18 to 25	1	1	0	0
26 to 35	2	2	0	1
36 to 45	3	0	0	0
46 to 55	0	1	0	1
56 +	1	0	0	1
	8	5	0	3
	(%)**	(%)**	(%)**	(%)**

Month	Prohibition Orders Issued	Percentage
January	13	%
February	16	%
March	16	%
April		%
May		%
June		%
July		%
August		%
September		%
October		%
November		%
December		
Year to date total =	45	100%**

Zone	Prohibition Orders Issued	Percentage
Zone 1 (Oakland)	4	%
Zone 2R (Berkeley & West Contra Costa County)	3	%
Zone 2C (East Contra Costa County)	2	%
Zone 3 (South Alameda County)	3	%
Zone 4 (San Francisco County)	4	%
Zone 5 (San Mateo County)	0	%
	16	100.25%**

2019 AB730 STATISTICS

Station	Zone	Prohibition Orders	Percentage
12 th Street (Oakland)	1		
16 th Street (San Francisco)	4		
19 th Street (Oakland)	1		
24 th Street (San Francisco)	4		
Ashby (Berkeley) – AHS	2r		
Balboa Park (San Francisco) – BPS	4		
Bay Fair (San Leandro) – BFS	3	3	
Berkeley - BES	2r		
Castro Valley – CVS	3		
Civic Center (San Francisco) – CCS	4	1	
Coliseum (Oakland) – COS	1	3	
Colma – CLS	5		
Concord - CDS	2c		
Daly City – DCS	5		
Dublin Pleasanton – DPS	3		
El Cerrito Del Norte – CNS	2r	2	
El Cerrito Plaza – CPS	2r		
Embarcadero (San Francisco) – EMS	4	2	
Fremont - FMS	3		
Fruitvale (Oakland) – FVS	1		
Glen Park (San Francisco) - GPS	4		
Hayward – HAS	3		
Lafayette – LFS	2c		
Lake Merritt (Oakland) – LMS	1		
MacArthur (Oakland) – MAS	1	3	
Millbrae – MBS	5		
Montgomery Street (SF) – MOS	4		
North Berkeley – NBS	2r		
North Concord – NCS	2c		
Orinda - ORS	2c		
Pittsburg – PBS	2c		
Pleasant Hill – PHS	2c		
Powell Street (San Francisco) – PPS	4	1	
Richmond – RIS	2r	1	
Rockridge - ROS	2c		
San Bruno – SBS	5		
San Leandro – SLS	3		
South Hayward – SHS	3		
South San Francisco – SSS	5		
Union City – UCS	3		
Walnut Creek – WCS	2c		
Warm Springs – WSS	3		
West Dublin – WDS	3		
West Oakland – OWS	1		
San Francisco Airport (SFO)	5		
Other BART Property (P&R)			
Total Stations		16	100%**

2019 AB730 STATISTICS

Public Utilities Code Section 99171(a) (1) (A)

There have been 0 violations during this month. No subjects were cited on three separate occasions for the violations, within a period of 90 consecutive days.

Violation	Description	Number of Violations
640(d)(1) PC	Willfully Disturbing Others	0
640(d)(4) PC	Blocking Free Movement	0
Total		0

*** In all cases involving mental illness issues, subjects are transported to and evaluated at a psychiatric facility prior to being booked at the jail or cited.**

**** Percentages rounded to nearest quarter of a percent - .25**

i Not a qualifying offense

Top 5 Stations for Part I Crime		
Arrests and Citations		
Felony		Not Available
Misdemeanor		Not Available
Arrest by Citation		Not Available
Fare Evasion		Not Available
Total Commendations Written		Not Available
Total Calls to ISRC (Dispatch)		Not Available
Total phone calls, 911 call, events created	Total Phone calls answered by ISRC	Not Available
	Total 911 Calls	Not Available
Field Interview Cards		Not Available