



REGISTRAR OF VOTERS

ALAMEDA COUNTY • CALIFORNIA

TIM DUPUIS
REGISTRAR OF VOTERS

CYNTHIA CORNEJO
DEPUTY REGISTRAR OF VOTERS

December 6, 2018

Patricia Williams, Interim District Secretary
Bay Area Rapid Transit District
300 Lakeside Dr., 23rd Floor
Oakland, CA 94612

Dear Ms. Williams:

Enclosed is the Certificate of Election Results and a copy of the Official Canvass for the Bay Area Rapid Transit District at the General Election held on Tuesday, November 6, 2018.

If you have any questions, please contact me at (510) 272-6933.

Sincerely,


Tim Dupuis
Registrar of Voters
Alameda County

Enclosures

STATE OF CALIFORNIA }
COUNTY OF ALAMEDA } ss.

I, **TIM DUPUIS**, Registrar of Voters for the County of Alameda, State of California, having canvassed the returns of all votes cast in the **Bay Area Rapid Transit District, District 4** at the General Election held on Tuesday, **November 6, 2018**, do hereby certify the following to be a full, true and correct Statement of the Results of all the votes cast, to which this certificate is attached, at said election for each candidate in the **Bay Area Rapid Transit District, District 4** for the office of **Director, District 4**.

I hereby set my hand and my official seal this **6th** day of **December 2018**.



TIM DUPUIS
Registrar of Voters
Alameda County
State of California

**ALAMEDA COUNTY Statement of Vote
GENERAL ELECTION**

NON-PARTISAN BART DIRECTOR, DISTRICT 4

	Registration	Ballots Cast	Turnout (%)		BART DIRECTOR, DISTRICT 4 PAUL CUMMINGS	ROBERT RABURN	Under Vote	Over Vote								
215900 - Vote by Mail Reporting	608	284	46.71		55	158	68	1								
215900 - Election Day Reporting	608	155	25.49		35	76	38	0								
224000 - Vote by Mail Reporting	1079	683	63.30		180	340	155	2								
224000 - Election Day Reporting	1079	209	19.37		47	93	68	0								
224200 - Vote by Mail Reporting	1320	831	62.95		172	447	200	4								
224200 - Election Day Reporting	1320	279	21.14		56	153	66	1								
224400 - Vote by Mail Reporting	553	318	57.50		71	166	78	0								
224400 - Election Day Reporting	553	121	21.88		41	55	23	0								
224500 - Vote by Mail Reporting	1508	889	58.95		172	527	180	0								
224500 - Election Day Reporting	1508	320	21.22		65	168	83	0								
224600 - Vote by Mail Reporting	905	602	66.52		124	334	137	0								
224600 - Election Day Reporting	905	195	21.55		44	94	56	0								
224700 - Vote by Mail Reporting	1092	611	55.95		144	309	147	3								
224700 - Election Day Reporting	1092	227	20.79		53	99	69	0								
224800 - Vote by Mail Reporting	522	308	59.00		62	177	67	0								
224800 - Election Day Reporting	522	123	23.56		32	58	32	0								
225600 - Vote by Mail Reporting	782	461	58.95		125	224	108	2								
225600 - Election Day Reporting	782	180	23.02		50	62	65	0								
225710 - Vote by Mail Reporting	1091	664	60.86		148	334	169	3								
225710 - Election Day Reporting	1091	234	21.45		57	98	75	0								
225810 - Vote by Mail Reporting	699	402	57.51		90	193	113	0								
225810 - Election Day Reporting	699	147	21.03		36	59	51	0								
225900 - Vote by Mail Reporting	860	588	68.37		117	326	137	1								
225900 - Election Day Reporting	860	156	18.14		41	74	40	0								
225910 - Vote by Mail Reporting	1375	849	61.75		195	420	228	0								
225910 - Election Day Reporting	1375	286	20.80		69	125	88	0								
226100 - Vote by Mail Reporting	732	463	63.25		123	217	118	1								
226100 - Election Day Reporting	732	165	22.54		37	94	33	0								
226200 - Vote by Mail Reporting	1072	660	61.57		144	347	159	0								
226200 - Election Day Reporting	1072	216	20.15		46	116	51	0								
226300 - Vote by Mail Reporting	795	540	67.92		142	258	136	0								
226300 - Election Day Reporting	795	123	15.47		24	69	29	0								
226400 - Vote by Mail Reporting	703	477	67.85		115	233	126	0								
226400 - Election Day Reporting	703	123	17.50		29	66	26	0								
245000 - Vote by Mail Reporting	814	531	65.23		152	230	139	1								
245000 - Election Day Reporting	814	150	18.43		36	68	42	0								
245100 - Vote by Mail Reporting	813	504	61.99		133	253	114	0								
245100 - Election Day Reporting	813	183	22.51		44	83	56	0								
300000 - Vote by Mail Reporting	1457	740	50.79		259	255	222	1								
300000 - Election Day Reporting	1457	274	18.81		72	91	110	0								
300100 - Vote by Mail Reporting	1217	797	65.49		241	347	211	0								
300100 - Election Day Reporting	1217	186	15.28		60	73	50	0								
300110 - Vote by Mail Reporting	895	482	53.85		156	189	135	0								
300110 - Election Day Reporting	895	171	19.11		44	80	45	0								
300120 - Vote by Mail Reporting	1471	802	54.52		271	307	221	1								
300120 - Election Day Reporting	1471	276	18.76		98	106	71	0								
300140 - Vote by Mail Reporting	1279	738	57.70		246	254	238	0								
300140 - Election Day Reporting	1279	213	16.65		61	75	74	0								
300150 - Vote by Mail Reporting	1030	607	58.93		170	253	183	0								
300150 - Election Day Reporting	1030	156	15.15		47	50	57	0								
300170 - Vote by Mail Reporting	637	395	62.01		110	169	116	0								
300170 - Election Day Reporting	637	99	15.54		33	44	20	0								
300180 - Vote by Mail Reporting	790	445	56.33		149	175	121	0								
300180 - Election Day Reporting	790	149	18.86		48	47	53	0								
300210 - Vote by Mail Reporting	824	511	62.01		183	178	146	0								
300210 - Election Day Reporting	824	130	15.78		37	46	45	1								
300300 - Vote by Mail Reporting	808	480	59.41		123	217	132	0								
300300 - Election Day Reporting	808	169	20.92		53	60	53	0								
300400 - Vote by Mail Reporting	1444	855	59.21		207	421	218	2								

**ALAMEDA COUNTY Statement of Vote
GENERAL ELECTION**

NON-PARTISAN BART DIRECTOR, DISTRICT 4

	Registration	Ballots Cast	Turnout (%)		BART DIRECTOR, DISTRICT 4 PAUL CUMMINGS	ROBERT RABURN	Under Vote	Over Vote								
300400 - Election Day Reporting	1444	317	21.95		84	133	99	0								
301100 - Vote by Mail Reporting	753	457	60.69		121	208	124	0								
301100 - Election Day Reporting	753	165	21.91		51	78	36	0								
301200 - Vote by Mail Reporting	784	442	56.38		120	221	101	1								
301200 - Election Day Reporting	784	189	24.11		43	90	54	0								
301400 - Vote by Mail Reporting	1536	925	60.22		252	449	218	1								
301400 - Election Day Reporting	1536	301	19.60		94	133	72	0								
301520 - Vote by Mail Reporting	1546	815	52.72		230	380	191	2								
301520 - Election Day Reporting	1546	298	19.28		87	106	99	0								
301800 - Vote by Mail Reporting	1035	522	50.43		136	242	138	2								
301800 - Election Day Reporting	1035	258	24.93		73	116	68	0								
301900 - Vote by Mail Reporting	1011	528	52.23		149	262	112	1								
301900 - Election Day Reporting	1011	195	19.29		45	89	57	0								
302000 - Vote by Mail Reporting	1013	565	55.77		166	266	131	0								
302000 - Election Day Reporting	1013	202	19.94		52	95	53	0								
302100 - Vote by Mail Reporting	783	356	45.47		94	178	83	0								
302100 - Election Day Reporting	783	160	20.43		41	79	37	0								
302200 - Vote by Mail Reporting	1435	864	60.21		226	434	198	0								
302200 - Election Day Reporting	1435	327	22.79		84	163	78	0								
302400 - Vote by Mail Reporting	873	425	48.68		114	220	89	1								
302400 - Election Day Reporting	873	189	21.65		50	69	66	0								
302500 - Vote by Mail Reporting	1513	768	50.76		213	352	191	2								
302500 - Election Day Reporting	1513	285	18.84		92	111	77	0								
302510 - Vote by Mail Reporting	890	420	47.19		125	189	98	1								
302510 - Election Day Reporting	890	208	23.37		69	76	62	0								
302700 - Vote by Mail Reporting	985	500	50.76		139	242	118	0								
302700 - Election Day Reporting	985	205	20.81		63	66	72	0								
303000 - Vote by Mail Reporting	868	457	52.65		142	218	92	0								
303000 - Election Day Reporting	868	210	24.19		67	91	50	0								
303300 - Vote by Mail Reporting	1199	691	57.63		215	299	174	1								
303300 - Election Day Reporting	1199	184	15.35		60	76	45	0								
303400 - Vote by Mail Reporting	735	479	65.17		140	224	113	0								
303400 - Election Day Reporting	735	136	18.50		40	55	41	0								
303500 - Vote by Mail Reporting	799	422	52.82		132	183	105	0								
303500 - Election Day Reporting	799	207	25.91		61	91	52	0								
303600 - Vote by Mail Reporting	1535	785	51.14		236	359	183	0								
303600 - Election Day Reporting	1535	318	20.72		97	132	88	0								
303800 - Vote by Mail Reporting	1097	585	53.33		168	265	148	0								
303800 - Election Day Reporting	1097	209	19.05		54	103	52	0								
304000 - Vote by Mail Reporting	900	468	52.00		154	215	97	0								
304000 - Election Day Reporting	900	256	28.44		60	127	65	0								
304120 - Vote by Mail Reporting	1543	838	54.31		259	375	197	0								
304120 - Election Day Reporting	1543	277	17.95		89	110	78	0								
304200 - Vote by Mail Reporting	712	453	63.62		123	210	119	0								
304200 - Election Day Reporting	712	132	18.54		35	53	43	0								
304500 - Vote by Mail Reporting	911	451	49.51		128	200	120	0								
304500 - Election Day Reporting	911	189	20.75		34	85	70	0								
304600 - Vote by Mail Reporting	1075	562	52.28		154	278	125	1								
304600 - Election Day Reporting	1075	225	20.93		55	107	62	0								
304700 - Vote by Mail Reporting	867	435	50.17		115	214	106	1								
304700 - Election Day Reporting	867	171	19.72		43	88	36	0								
304800 - Vote by Mail Reporting	1053	458	43.49		130	209	115	0								
304800 - Election Day Reporting	1053	237	22.51		88	87	59	0								
304900 - Vote by Mail Reporting	807	418	51.80		101	214	98	0								
304900 - Election Day Reporting	807	181	22.43		42	96	44	0								
305000 - Vote by Mail Reporting	744	353	47.45		109	160	79	1								
305000 - Election Day Reporting	744	133	17.88		49	55	29	0								
305010 - Vote by Mail Reporting	1341	848	63.24		245	369	226	2								
305010 - Election Day Reporting	1341	155	11.56		48	51	55	0								

**ALAMEDA COUNTY Statement of Vote
GENERAL ELECTION**

NON-PARTISAN BART DIRECTOR, DISTRICT 4

	Registration	Ballots Cast	Turnout (%)		BART DIRECTOR, DISTRICT 4 PAUL CUMMINGS	ROBERT RABURN	Under Vote	Over Vote								
305100 - Vote by Mail Reporting	1312	651	49.62		210	284	170	0								
305100 - Election Day Reporting	1312	176	13.41		62	61	47	0								
305400 - Vote by Mail Reporting	852	442	51.88		127	206	105	1								
305400 - Election Day Reporting	852	192	22.54		46	94	49	0								
305410 - Vote by Mail Reporting	744	422	56.72		137	183	97	0								
305410 - Election Day Reporting	744	136	18.28		51	48	37	0								
305500 - Vote by Mail Reporting	1234	491	39.79		168	231	88	1								
305500 - Election Day Reporting	1234	187	15.15		82	63	40	1								
305600 - Vote by Mail Reporting	1204	546	45.35		166	250	124	3								
305600 - Election Day Reporting	1204	233	19.35		60	115	53	0								
305700 - Vote by Mail Reporting	971	558	57.47		176	255	116	1								
305700 - Election Day Reporting	971	209	21.52		62	90	54	0								
323000 - Vote by Mail Reporting	842	489	58.08		91	262	134	2								
323000 - Election Day Reporting	842	163	19.36		37	82	42	0								
323200 - Vote by Mail Reporting	1132	603	53.27		122	295	178	1								
323200 - Election Day Reporting	1132	237	20.94		57	111	66	0								
325100 - Vote by Mail Reporting	1190	633	53.19		142	362	115	1								
325100 - Election Day Reporting	1190	259	21.76		60	121	77	0								
325110 - Vote by Mail Reporting	798	456	57.14		119	225	108	0								
325110 - Election Day Reporting	798	177	22.18		40	93	42	0								
325200 - Vote by Mail Reporting	1063	593	55.79		132	309	145	1								
325200 - Election Day Reporting	1063	230	21.64		65	88	74	1								
325300 - Vote by Mail Reporting	1360	775	56.99		188	392	182	5								
325300 - Election Day Reporting	1360	196	14.41		50	74	63	0								
325400 - Vote by Mail Reporting	766	422	55.09		125	200	89	1								
325400 - Election Day Reporting	766	161	21.02		38	73	45	0								
325500 - Vote by Mail Reporting	886	543	61.29		145	251	134	0								
325500 - Election Day Reporting	886	179	20.20		43	83	49	0								
325510 - Vote by Mail Reporting	1576	904	57.36		231	409	233	9								
325510 - Election Day Reporting	1576	345	21.89		96	125	115	0								
325600 - Vote by Mail Reporting	802	500	62.34		143	226	118	1								
325600 - Election Day Reporting	802	125	15.59		36	56	33	0								
325700 - Vote by Mail Reporting	1454	849	58.39		191	450	192	3								
325700 - Election Day Reporting	1454	336	23.11		79	156	95	0								
325800 - Vote by Mail Reporting	1412	868	61.47		204	435	223	1								
325800 - Election Day Reporting	1412	273	19.33		67	126	77	1								
333100 - Vote by Mail Reporting	1123	593	52.80		154	267	157	0								
333100 - Election Day Reporting	1123	185	16.47		44	80	56	1								
333200 - Vote by Mail Reporting	1192	716	60.07		190	355	166	0								
333200 - Election Day Reporting	1192	210	17.62		60	91	53	0								
333210 - Vote by Mail Reporting	639	352	55.09		72	174	100	1								
333210 - Election Day Reporting	639	103	16.12		27	43	31	0								
333400 - Vote by Mail Reporting	872	365	41.86		95	167	98	1								
333400 - Election Day Reporting	872	96	11.01		19	41	33	0								
333410 - Vote by Mail Reporting	1458	883	60.56		270	408	191	1								
333410 - Election Day Reporting	1458	247	16.94		68	117	58	0								
333500 - Vote by Mail Reporting	1272	723	56.84		191	344	177	1								
333500 - Election Day Reporting	1272	281	22.09		64	131	85	1								
333510 - Vote by Mail Reporting	1381	769	55.68		200	361	195	2								
333510 - Election Day Reporting	1381	275	19.91		64	130	80	0								
333600 - Vote by Mail Reporting	400	246	61.50		71	109	63	0								
333600 - Election Day Reporting	400	52	13.00		15	21	16	0								
333800 - Vote by Mail Reporting	1272	650	51.10		170	320	145	0								
333800 - Election Day Reporting	1272	189	14.86		66	61	56	0								
333900 - Vote by Mail Reporting	966	415	42.96		127	176	98	3								
333900 - Election Day Reporting	966	128	13.25		34	55	38	1								
334000 - Vote by Mail Reporting	1252	449	35.86		115	204	127	2								
334000 - Election Day Reporting	1252	192	15.34		58	70	58	0								
334100 - Vote by Mail Reporting	1520	647	42.57		166	293	170	1								

**ALAMEDA COUNTY Statement of Vote
GENERAL ELECTION**

NON-PARTISAN BART DIRECTOR, DISTRICT 4

	Registration	Ballots Cast	Turnout (%)		BART DIRECTOR, DISTRICT 4 PAUL CUMMINGS	ROBERT RABURN	Under Vote	Over Vote								
334100 - Election Day Reporting	1520	282	18.55		97	108	67	2								
334600 - Vote by Mail Reporting	1805	856	47.42		243	405	194	0								
334600 - Election Day Reporting	1805	302	16.73		105	125	66	3								
334700 - Vote by Mail Reporting	710	250	35.21		81	125	40	1								
334700 - Election Day Reporting	710	115	16.20		45	49	18	1								
335300 - Vote by Mail Reporting	1279	607	47.46		154	302	142	1								
335300 - Election Day Reporting	1279	325	25.41		89	128	103	0								
335700 - Vote by Mail Reporting	1304	679	52.07		165	329	174	2								
335700 - Election Day Reporting	1304	227	17.41		81	88	57	0								
335710 - Vote by Mail Reporting	989	507	51.26		139	256	100	0								
335710 - Election Day Reporting	989	223	22.55		64	99	56	0								
335810 - Vote by Mail Reporting	825	343	41.58		111	140	88	1								
335810 - Election Day Reporting	825	140	16.97		54	47	36	0								
336900 - Vote by Mail Reporting	967	546	56.46		151	265	118	2								
336900 - Election Day Reporting	967	167	17.27		47	74	44	1								
337000 - Vote by Mail Reporting	940	428	45.53		97	208	117	2								
337000 - Election Day Reporting	940	99	10.53		35	32	30	1								
337100 - Vote by Mail Reporting	466	168	36.05		44	77	44	1								
337100 - Election Day Reporting	466	86	18.45		20	34	30	0								
337110 - Vote by Mail Reporting	530	214	40.38		52	86	70	2								
337110 - Election Day Reporting	530	38	7.17		15	10	12	1								
337200 - Vote by Mail Reporting	521	225	43.19		61	115	45	1								
337200 - Election Day Reporting	521	107	20.54		28	56	22	0								
344000 - Vote by Mail Reporting	1045	432	41.34		158	176	93	2								
344000 - Election Day Reporting	1045	202	19.33		63	84	49	0								
344010 - Vote by Mail Reporting	819	308	37.61		97	136	64	0								
344010 - Election Day Reporting	819	142	17.34		49	52	35	0								
344100 - Vote by Mail Reporting	691	269	38.93		89	127	45	1								
344100 - Election Day Reporting	691	148	21.42		38	55	50	0								
344200 - Vote by Mail Reporting	1287	578	44.91		177	262	129	1								
344200 - Election Day Reporting	1287	245	19.04		88	93	60	0								
344400 - Vote by Mail Reporting	959	593	61.84		143	306	140	0								
344400 - Election Day Reporting	959	209	21.79		50	108	48	0								
344500 - Vote by Mail Reporting	1467	814	55.49		196	418	190	1								
344500 - Election Day Reporting	1467	246	16.77		53	118	72	0								
344600 - Vote by Mail Reporting	838	519	61.93		123	279	112	0								
344600 - Election Day Reporting	838	151	18.02		40	61	48	1								
344700 - Vote by Mail Reporting	628	414	65.92		94	215	103	0								
344700 - Election Day Reporting	628	117	18.63		17	56	44	0								
344800 - Vote by Mail Reporting	654	427	65.29		119	211	93	0								
344800 - Election Day Reporting	654	136	20.80		42	56	35	0								
344900 - Vote by Mail Reporting	916	491	53.60		131	249	108	0								
344900 - Election Day Reporting	916	168	18.34		56	75	37	0								
345000 - Vote by Mail Reporting	917	486	53.00		110	242	121	2								
345000 - Election Day Reporting	917	190	20.72		41	85	61	0								
345100 - Vote by Mail Reporting	1111	524	47.16		172	228	117	1								
345100 - Election Day Reporting	1111	235	21.15		80	97	54	0								
345200 - Vote by Mail Reporting	1306	660	50.54		191	304	156	4								
345200 - Election Day Reporting	1306	289	22.13		98	117	70	0								
345310 - Vote by Mail Reporting	1028	550	53.50		177	225	135	2								
345310 - Election Day Reporting	1028	233	22.67		62	95	68	2								
345400 - Vote by Mail Reporting	988	526	53.24		161	240	118	1								
345400 - Election Day Reporting	988	261	26.42		90	96	69	0								
345500 - Vote by Mail Reporting	775	445	57.42		123	206	113	0								
345500 - Election Day Reporting	775	148	19.10		51	60	36	0								
345600 - Vote by Mail Reporting	762	454	59.58		107	228	114	1								
345600 - Election Day Reporting	762	178	23.36		49	83	42	0								
345700 - Vote by Mail Reporting	831	499	60.05		123	256	111	0								
345700 - Election Day Reporting	831	188	22.62		56	89	40	1								

**ALAMEDA COUNTY Statement of Vote
GENERAL ELECTION**

NON-PARTISAN BART DIRECTOR, DISTRICT 4

	Registration	Ballots Cast	Turnout (%)		BART DIRECTOR, DISTRICT 4 PAUL CUMMINGS	ROBERT RABURN	Under Vote	Over Vote								
346000 - Vote by Mail Reporting	509	231	45.38		64	98	66	0								
346000 - Election Day Reporting	509	92	18.07		22	44	23	0								
346100 - Vote by Mail Reporting	976	447	45.80		123	212	104	0								
346100 - Election Day Reporting	976	194	19.88		59	89	41	0								
346200 - Vote by Mail Reporting	1362	535	39.28		192	215	109	2								
346200 - Election Day Reporting	1362	207	15.20		82	77	35	0								
347110 - Vote by Mail Reporting	549	210	38.25		87	80	40	0								
347110 - Election Day Reporting	549	70	12.75		24	22	21	0								
347200 - Vote by Mail Reporting	1365	576	42.20		214	218	128	0								
347200 - Election Day Reporting	1365	227	16.63		72	92	60	0								
347300 - Vote by Mail Reporting	1086	477	43.92		166	205	97	2								
347300 - Election Day Reporting	1086	214	19.71		71	88	51	0								
353300 - Vote by Mail Reporting	607	303	49.92		71	151	79	1								
353300 - Election Day Reporting	607	138	22.73		41	52	38	0								
353310 - Vote by Mail Reporting	1303	570	43.75		161	262	136	2								
353310 - Election Day Reporting	1303	233	17.88		64	101	57	0								
353400 - Vote by Mail Reporting	959	494	51.51		122	237	128	0								
353400 - Election Day Reporting	959	204	21.27		59	83	59	1								
353500 - Vote by Mail Reporting	1081	592	54.76		125	304	154	1								
353500 - Election Day Reporting	1081	238	22.02		66	106	65	0								
353600 - Vote by Mail Reporting	937	438	46.74		103	223	108	0								
353600 - Election Day Reporting	937	219	23.37		52	101	58	0								
353800 - Vote by Mail Reporting	619	293	47.33		90	134	65	0								
353800 - Election Day Reporting	619	119	19.22		28	52	30	0								
353900 - Vote by Mail Reporting	1352	509	37.65		160	237	97	1								
353900 - Election Day Reporting	1352	205	15.16		60	82	60	0								
354000 - Vote by Mail Reporting	1525	559	36.66		204	233	107	1								
354000 - Election Day Reporting	1525	220	14.43		78	92	39	0								
354100 - Vote by Mail Reporting	1657	688	41.52		191	322	158	2								
354100 - Election Day Reporting	1657	318	19.19		98	134	80	2								
354110 - Vote by Mail Reporting	711	351	49.37		87	176	85	0								
354110 - Election Day Reporting	711	133	18.71		41	47	40	0								
354300 - Vote by Mail Reporting	1481	449	30.32		164	182	91	6								
354300 - Election Day Reporting	1481	264	17.83		96	103	50	4								
354400 - Vote by Mail Reporting	1066	361	33.86		129	146	80	2								
354400 - Election Day Reporting	1066	142	13.32		55	49	33	0								
354500 - Vote by Mail Reporting	1762	583	33.09		179	266	118	4								
354500 - Election Day Reporting	1762	266	15.10		101	86	71	2								
354700 - Vote by Mail Reporting	1112	384	34.53		142	157	69	3								
354700 - Election Day Reporting	1112	196	17.63		67	68	56	0								
354900 - Vote by Mail Reporting	780	268	34.36		90	122	49	3								
354900 - Election Day Reporting	780	142	18.21		48	53	35	3								
354910 - Vote by Mail Reporting	960	337	35.10		115	141	71	3								
354910 - Election Day Reporting	960	207	21.56		68	74	58	0								
355000 - Vote by Mail Reporting	820	344	41.95		100	172	66	0								
355000 - Election Day Reporting	820	144	17.56		49	50	42	2								
355100 - Vote by Mail Reporting	1265	509	40.24		176	225	97	0								
355100 - Election Day Reporting	1265	200	15.81		59	91	42	2								
356000 - Vote by Mail Reporting	1134	460	40.56		148	205	98	2								
356000 - Election Day Reporting	1134	210	18.52		68	83	53	0								
356200 - Vote by Mail Reporting	1188	425	35.77		143	185	83	1								
356200 - Election Day Reporting	1188	176	14.81		54	71	45	0								
356210 - Vote by Mail Reporting	1165	447	38.37		163	175	101	1								
356210 - Election Day Reporting	1165	215	18.45		72	88	53	0								
356400 - Vote by Mail Reporting	598	202	33.78		60	94	40	1								
356400 - Election Day Reporting	598	84	14.05		33	29	20	1								
356500 - Vote by Mail Reporting	1513	570	37.67		205	240	113	1								
356500 - Election Day Reporting	1513	257	16.99		87	100	62	0								
361000 - Vote by Mail Reporting	1102	347	31.49		104	170	58	4								

**ALAMEDA COUNTY Statement of Vote
GENERAL ELECTION**

NON-PARTISAN BART DIRECTOR, DISTRICT 4

	Registration	Ballots Cast	Turnout (%)		BART DIRECTOR, DISTRICT 4 PAUL CUMMINGS	ROBERT RABURN	Under Vote	Over Vote								
361000 - Election Day Reporting	1102	217	19.69		89	84	40	0								
361130 - Vote by Mail Reporting	651	196	30.11		76	82	28	2								
361130 - Election Day Reporting	651	135	20.74		63	44	25	0								
361200 - Vote by Mail Reporting	1278	354	27.70		148	140	50	4								
361200 - Election Day Reporting	1278	210	16.43		103	56	42	1								
361300 - Vote by Mail Reporting	668	164	24.55		61	71	18	4								
361300 - Election Day Reporting	668	106	15.87		48	34	18	0								
361500 - Vote by Mail Reporting	1232	309	25.08		140	118	43	2								
361500 - Election Day Reporting	1232	241	19.56		97	86	45	1								
362100 - Vote by Mail Reporting	746	246	32.98		95	108	37	4								
362100 - Election Day Reporting	746	148	19.84		64	51	32	0								
362110 - Vote by Mail Reporting	1415	405	28.62		171	163	60	4								
362110 - Election Day Reporting	1415	233	16.47		92	80	50	0								
362300 - Vote by Mail Reporting	984	318	32.32		126	131	55	3								
362300 - Election Day Reporting	984	166	16.87		74	57	29	0								
362500 - Vote by Mail Reporting	508	117	23.03		40	54	22	0								
362500 - Election Day Reporting	508	87	17.13		37	24	20	0								
362510 - Vote by Mail Reporting	1053	401	38.08		161	160	72	4								
362510 - Election Day Reporting	1053	197	18.71		95	50	48	0								
362600 - Vote by Mail Reporting	1035	432	41.74		134	191	102	1								
362600 - Election Day Reporting	1035	271	26.18		93	109	61	0								
362700 - Vote by Mail Reporting	1084	623	57.47		144	329	137	3								
362700 - Election Day Reporting	1084	205	18.91		55	87	61	0								
362800 - Vote by Mail Reporting	920	507	55.11		160	239	100	1								
362800 - Election Day Reporting	920	196	21.30		57	79	58	1								
362900 - Vote by Mail Reporting	879	332	37.77		120	135	66	2								
362900 - Election Day Reporting	879	216	24.57		69	83	59	0								
363000 - Vote by Mail Reporting	1396	422	30.23		171	169	70	0								
363000 - Election Day Reporting	1396	267	19.13		102	88	66	1								
363100 - Vote by Mail Reporting	1406	491	34.92		171	209	95	3								
363100 - Election Day Reporting	1406	273	19.42		109	95	55	1								
363200 - Vote by Mail Reporting	773	248	32.08		94	106	44	2								
363200 - Election Day Reporting	773	133	17.21		59	44	27	0								
363310 - Vote by Mail Reporting	1623	488	30.07		216	170	86	3								
363310 - Election Day Reporting	1623	311	19.16		129	107	62	1								
363600 - Vote by Mail Reporting	1531	447	29.20		161	200	69	4								
363600 - Election Day Reporting	1531	286	18.68		109	94	66	5								
364600 - Vote by Mail Reporting	1174	624	53.15		228	243	142	0								
364600 - Election Day Reporting	1174	271	23.08		79	116	69	0								
364700 - Vote by Mail Reporting	1015	523	51.53		140	258	110	1								
364700 - Election Day Reporting	1015	174	17.14		62	59	49	0								
364800 - Vote by Mail Reporting	838	313	37.35		126	124	52	2								
364800 - Election Day Reporting	838	154	18.38		60	54	38	0								
364900 - Vote by Mail Reporting	1461	804	55.03		232	369	191	1								
364900 - Election Day Reporting	1461	306	20.94		109	101	93	0								
365000 - Vote by Mail Reporting	707	277	39.18		108	98	59	1								
365000 - Election Day Reporting	707	148	20.93		55	54	39	0								
365200 - Vote by Mail Reporting	1265	446	35.26		153	202	74	6								
365200 - Election Day Reporting	1265	237	18.74		94	82	47	1								
373100 - Vote by Mail Reporting	825	248	30.06		103	105	33	4								
373100 - Election Day Reporting	825	149	18.06		61	48	36	0								
373400 - Vote by Mail Reporting	1750	506	28.91		206	197	82	4								
373400 - Election Day Reporting	1750	279	15.94		115	96	53	1								
373500 - Vote by Mail Reporting	1027	263	25.61		114	100	34	5								
373500 - Election Day Reporting	1027	190	18.50		91	67	26	0								
373900 - Vote by Mail Reporting	1272	343	26.97		136	143	53	3								
373900 - Election Day Reporting	1272	214	16.82		92	70	44	0								
400800 - Vote by Mail Reporting	808	326	40.35		136	140	41	1								
400800 - Election Day Reporting	808	160	19.80		65	52	39	0								

**ALAMEDA COUNTY Statement of Vote
GENERAL ELECTION**

NON-PARTISAN BART DIRECTOR, DISTRICT 4

	Registration	Ballots Cast	Turnout (%)	BART DIRECTOR, DISTRICT 4 PAUL CUMMINGS	ROBERT RABURN	Under Vote	Over Vote									
400900 - Vote by Mail Reporting	1415	656	46.36	207	305	129	2									
400900 - Election Day Reporting	1415	319	22.54	108	115	90	2									
401100 - Vote by Mail Reporting	1429	596	41.71	221	244	127	0									
401100 - Election Day Reporting	1429	307	21.48	124	110	62	0									
410100 - Vote by Mail Reporting	1781	526	29.53	201	214	84	7									
410100 - Election Day Reporting	1781	332	18.64	135	118	51	4									
410300 - Vote by Mail Reporting	1416	419	29.59	178	165	65	0									
410300 - Election Day Reporting	1416	197	13.91	84	71	39	1									
410400 - Vote by Mail Reporting	1714	609	35.53	247	229	118	2									
410400 - Election Day Reporting	1714	342	19.95	138	120	69	1									
410500 - Vote by Mail Reporting	875	277	31.66	118	98	57	0									
410500 - Election Day Reporting	875	179	20.46	80	51	40	1									
410600 - Vote by Mail Reporting	1064	504	47.37	193	186	109	2									
410600 - Election Day Reporting	1064	205	19.27	75	69	60	0									
415000 - Vote by Mail Reporting	1106	276	24.95	127	105	28	1									
415000 - Election Day Reporting	1106	202	18.26	75	82	35	0									
415200 - Vote by Mail Reporting	760	223	29.34	98	81	39	2									
415200 - Election Day Reporting	760	125	16.45	58	43	20	0									
415300 - Vote by Mail Reporting	1223	431	35.24	167	184	70	1									
415300 - Election Day Reporting	1223	173	14.15	67	62	36	2									
415500 - Vote by Mail Reporting	950	242	25.47	100	103	27	3									
415500 - Election Day Reporting	950	179	18.84	71	71	31	0									
415600 - Vote by Mail Reporting	1022	343	33.56	144	131	54	5									
415600 - Election Day Reporting	1022	174	17.03	78	61	29	0									
415800 - Vote by Mail Reporting	893	239	26.76	98	102	35	0									
415800 - Election Day Reporting	893	166	18.59	78	53	31	0									
415900 - Vote by Mail Reporting	585	191	32.65	70	88	29	1									
415900 - Election Day Reporting	585	118	20.17	50	44	18	0									
450300 - Vote by Mail Reporting	995	457	45.93	177	141	131	0									
450300 - Election Day Reporting	995	132	13.27	56	40	36	0									
450610 - Vote by Mail Reporting	974	485	49.79	187	132	151	1									
450610 - Election Day Reporting	974	149	15.30	63	45	39	0									
450800 - Vote by Mail Reporting	1096	486	44.34	215	153	109	3									
450800 - Election Day Reporting	1096	146	13.32	63	35	46	0									
451000 - Vote by Mail Reporting	1490	677	45.44	277	185	199	2									
451000 - Election Day Reporting	1490	218	14.63	103	54	57	0									
451600 - Vote by Mail Reporting	1276	559	43.81	201	173	176	1									
451600 - Election Day Reporting	1276	206	16.14	78	58	65	0									
451700 - Vote by Mail Reporting	1031	430	41.71	191	146	88	0									
451700 - Election Day Reporting	1031	174	16.88	65	54	54	0									
452100 - Vote by Mail Reporting	1213	497	40.97	198	161	124	1									
452100 - Election Day Reporting	1213	174	14.34	68	44	60	0									
452200 - Vote by Mail Reporting	1672	774	46.29	296	255	205	1									
452200 - Election Day Reporting	1672	265	15.85	114	65	80	0									
452400 - Vote by Mail Reporting	1141	424	37.16	172	145	97	1									
452400 - Election Day Reporting	1141	220	19.28	95	55	62	0									
452500 - Vote by Mail Reporting	861	334	38.79	135	104	89	0									
452500 - Election Day Reporting	861	133	15.45	43	40	44	0									
458900 - Vote by Mail Reporting	738	274	37.13	131	83	53	0									
458900 - Election Day Reporting	738	116	15.72	54	36	24	0									
9215810 - Vote by Mail Reporting	105	62	59.05	16	30	15	0									
9215810 - Election Day Reporting	105	3	2.86	1	0	2	0									
9224300 - Vote by Mail Reporting	204	149	73.04	41	65	42	0									
9224300 - Election Day Reporting	204	6	2.94	0	1	5	0									
9224420 - Vote by Mail Reporting	62	37	59.68	6	23	6	0									
9224420 - Election Day Reporting	62	4	6.45	1	0	3	0									
9224440 - Vote by Mail Reporting	57	33	57.89	14	16	3	0									
9224440 - Election Day Reporting	57	0	0.00	0	0	0	0									
9224810 - Vote by Mail Reporting	297	222	74.75	52	114	50	0									

**ALAMEDA COUNTY Statement of Vote
GENERAL ELECTION**

NON-PARTISAN BART DIRECTOR, DISTRICT 4

	Registration	Ballots Cast	Turnout (%)	BART DIRECTOR, DISTRICT 4 PAUL CUMMINGS	ROBERT RABURN	Under Vote	Over Vote									
9224810 - Election Day Reporting	297	3	1.01	2	1	0	0									
9224910 - Vote by Mail Reporting	182	159	87.36	49	67	43	0									
9224910 - Election Day Reporting	182	2	1.10	0	0	2	0									
9225500 - Vote by Mail Reporting	131	91	69.47	27	31	29	0									
9225500 - Election Day Reporting	131	6	4.58	1	0	5	0									
9323400 - Vote by Mail Reporting	0	0	0.00	0	0	0	0									
9323400 - Election Day Reporting	0	0	0.00	0	0	0	0									
9325000 - Vote by Mail Reporting	387	234	60.47	45	107	78	2									
9325000 - Election Day Reporting	387	7	1.81	2	0	4	0									
9333300 - Vote by Mail Reporting	116	65	56.03	18	27	14	0									
9333300 - Election Day Reporting	116	8	6.90	1	5	2	0									
9333420 - Vote by Mail Reporting	1	1	100.00	1	0	0	0									
9333420 - Election Day Reporting	1	0	0.00	0	0	0	0									
9333910 - Vote by Mail Reporting	136	97	71.32	12	62	20	0									
9333910 - Election Day Reporting	136	6	4.41	3	2	1	0									
9333920 - Vote by Mail Reporting	93	48	51.61	19	14	14	0									
9333920 - Election Day Reporting	93	3	3.23	1	1	1	0									
9333930 - Vote by Mail Reporting	413	225	54.48	61	108	48	2									
9333930 - Election Day Reporting	413	10	2.42	1	5	4	0									
9334510 - Vote by Mail Reporting	8	3	37.50	2	0	1	0									
9334510 - Election Day Reporting	8	0	0.00	0	0	0	0									
9335800 - Vote by Mail Reporting	318	212	66.67	59	103	44	0									
9335800 - Election Day Reporting	318	2	0.63	0	0	2	0									
9335910 - Vote by Mail Reporting	145	74	51.03	21	28	22	1									
9335910 - Election Day Reporting	145	6	4.14	2	0	5	0									
9344020 - Vote by Mail Reporting	141	69	48.94	18	33	18	0									
9344020 - Election Day Reporting	141	5	3.55	1	0	3	0									
9345710 - Vote by Mail Reporting	103	85	82.52	26	39	18	0									
9345710 - Election Day Reporting	103	0	0.00	0	0	0	0									
9347210 - Vote by Mail Reporting	199	79	39.70	36	32	7	0									
9347210 - Election Day Reporting	199	14	7.04	6	3	5	0									
9347220 - Vote by Mail Reporting	104	41	39.42	17	19	6	0									
9347220 - Election Day Reporting	104	4	3.85	3	0	1	0									
9355210 - Vote by Mail Reporting	282	153	54.26	45	75	24	0									
9355210 - Election Day Reporting	282	6	2.13	2	3	1	0									
9355220 - Vote by Mail Reporting	109	54	49.54	17	24	12	0									
9355220 - Election Day Reporting	109	2	1.83	2	0	0	0									
9360900 - Vote by Mail Reporting	31	12	38.71	5	5	2	0									
9360900 - Election Day Reporting	31	0	0.00	0	0	0	0									
9361100 - Vote by Mail Reporting	29	23	79.31	3	9	11	0									
9361100 - Election Day Reporting	29	1	3.45	1	0	0	0									
9361210 - Vote by Mail Reporting	0	0	0.00	0	0	0	0									
9361210 - Election Day Reporting	0	0	0.00	0	0	0	0									
9361400 - Vote by Mail Reporting	87	25	28.74	12	9	4	0									
9361400 - Election Day Reporting	87	9	10.34	4	3	2	0									
9362000 - Vote by Mail Reporting	428	153	35.75	51	73	20	0									
9362000 - Election Day Reporting	428	14	3.27	5	5	4	0									
9373000 - Vote by Mail Reporting	0	0	0.00	0	0	0	0									
9373000 - Election Day Reporting	0	0	0.00	0	0	0	0									
9373010 - Vote by Mail Reporting	0	0	0.00	0	0	0	0									
9373010 - Election Day Reporting	0	0	0.00	0	0	0	0									
9373020 - Vote by Mail Reporting	0	1	0.00	0	0	1	0									
9373020 - Election Day Reporting	0	0	0.00	0	0	0	0									
9373030 - Vote by Mail Reporting	0	0	0.00	0	0	0	0									
9373030 - Election Day Reporting	0	0	0.00	0	0	0	0									
9416220 - Vote by Mail Reporting	0	0	0.00	0	0	0	0									
9416220 - Election Day Reporting	0	0	0.00	0	0	0	0									
9450920 - Vote by Mail Reporting	0	0	0.00	0	0	0	0									
9450920 - Election Day Reporting	0	0	0.00	0	0	0	0									

**ALAMEDA COUNTY Statement of Vote
GENERAL ELECTION**


NON-PARTISAN BART DIRECTOR, DISTRICT 4

	Registration	Ballots Cast	Turnout (%)	BART DIRECTOR, DISTRICT 4 PAUL CUMMINGS	ROBERT RABURN	Under Vote	Over Vote									
9450930 - Vote by Mail Reporting	2	0	0.00	0	0	0	0									
9450930 - Election Day Reporting	2	0	0.00	0	0	0	0									
9451500 - Vote by Mail Reporting	298	187	62.75	82	61	44	0									
9451500 - Election Day Reporting	298	3	1.01	0	1	2	0									
9452000 - Vote by Mail Reporting	0	0	0.00	0	0	0	0									
9452000 - Election Day Reporting	0	0	0.00	0	0	0	0									
9484000 - Vote by Mail Reporting	2	1	50.00	0	0	1	0									
9484000 - Election Day Reporting	2	0	0.00	0	0	0	0									
Vote by Mail Reporting Totals	216879	102828	47.41	30895	46520	23653	269									
Election Day Reporting Totals	216879	40092	18.49	12761	16006	10455	62									
District Totals - Absentee																
District Grand Totals																
13th Congressional District	216879	142920	65.90	43656	62526	34108	331									
9th State Senatorial District	216879	142920	65.90	43656	62526	34108	331									
15th Assembly District	4742	3768	79.46	905	1836	975	4									
18th Assembly District	212137	139152	65.60	42751	60690	33133	327									
2nd Dist. Board of Equalization	216879	142920	65.90	43656	62526	34108	331									
3rd Supervisorial District	116391	77811	66.85	23552	33697	19383	142									
4th Supervisorial District	62707	38395	61.23	13019	16248	8196	127									
5th Supervisorial District	37781	26714	70.71	7085	12581	6529	62									
ALAMEDA	216879	142920	65.90	43656	62526	34108	331									
City of Alameda	48512	35727	73.65	10501	15743	9189	29									
City of Oakland	155578	99672	64.07	30091	44517	22883	292									
City of San Leandro	12787	7520	58.81	3064	2266	2035	10									
Unincorp/Eden Township	2	1	50.00	0	0	1	0									
Grand Totals	216879	142920	65.90	43656	62526	34108	331									

STATE OF CALIFORNIA }
COUNTY OF ALAMEDA } ss.

I, **TIM DUPUIS**, Registrar of Voters for the County of Alameda, State of California, having canvassed the returns of all votes cast in the **Bay Area Rapid Transit District, District 6** at the General Election held on Tuesday, **November 6, 2018**, do hereby certify the following to be a full, true and correct Statement of the Results of all the votes cast, to which this certificate is attached, at said election for each candidate in the **Bay Area Rapid Transit District, District 6** for the office of **Director, District 6**.

I hereby set my hand and my official seal this **6th** day of **December 2018**.



TIM DUPUIS
Registrar of Voters
Alameda County
State of California

**ALAMEDA COUNTY Statement of Vote
GENERAL ELECTION**

NON-PARTISAN BART DIRECTOR, DISTRICT 6

	Registration	Ballots Cast	Turnout (%)		BART DIRECTOR, DISTRICT 6 LIZ AMES	ANU NATARAJAN	Under Vote	Over Vote								
422300 - Vote by Mail Reporting	1567	600	38.29		295	196	99	6								
422300 - Election Day Reporting	1567	239	15.25		112	63	62	0								
422600 - Vote by Mail Reporting	1705	599	35.13		289	182	118	0								
422600 - Election Day Reporting	1705	282	16.54		123	87	71	0								
422700 - Vote by Mail Reporting	1266	527	41.63		232	141	145	4								
422700 - Election Day Reporting	1266	188	14.85		77	61	46	0								
422810 - Vote by Mail Reporting	1054	410	38.90		186	131	87	1								
422810 - Election Day Reporting	1054	194	18.41		98	42	51	0								
422900 - Vote by Mail Reporting	1274	516	40.50		243	152	113	1								
422900 - Election Day Reporting	1274	211	16.56		98	50	58	2								
422910 - Vote by Mail Reporting	1589	610	38.39		302	189	115	2								
422910 - Election Day Reporting	1589	256	16.11		139	62	51	1								
422920 - Vote by Mail Reporting	1176	460	39.12		174	177	104	0								
422920 - Election Day Reporting	1176	193	16.41		82	44	65	0								
423000 - Vote by Mail Reporting	1062	360	33.90		194	113	48	1								
423000 - Election Day Reporting	1062	141	13.28		71	43	24	0								
423100 - Vote by Mail Reporting	1035	421	40.68		184	154	76	1								
423100 - Election Day Reporting	1035	150	14.49		76	36	38	0								
423400 - Vote by Mail Reporting	867	289	33.33		135	89	61	0								
423400 - Election Day Reporting	867	154	17.76		58	57	34	1								
423500 - Vote by Mail Reporting	664	292	43.98		129	80	75	0								
423500 - Election Day Reporting	664	95	14.31		36	35	23	0								
423600 - Vote by Mail Reporting	684	324	47.37		146	92	79	1								
423600 - Election Day Reporting	684	130	19.01		60	30	37	0								
423610 - Vote by Mail Reporting	1650	654	39.64		343	180	127	1								
423610 - Election Day Reporting	1650	281	17.03		115	77	84	0								
423710 - Vote by Mail Reporting	1134	460	40.56		216	145	91	4								
423710 - Election Day Reporting	1134	176	15.52		85	45	44	0								
424000 - Vote by Mail Reporting	1562	629	40.27		248	257	120	0								
424000 - Election Day Reporting	1562	300	19.21		139	92	65	2								
424100 - Vote by Mail Reporting	742	320	43.13		157	94	65	1								
424100 - Election Day Reporting	742	157	21.16		83	30	41	0								
424300 - Vote by Mail Reporting	1576	612	38.83		301	202	102	0								
424300 - Election Day Reporting	1576	304	19.29		158	76	65	0								
424400 - Vote by Mail Reporting	1278	546	42.72		257	176	108	0								
424400 - Election Day Reporting	1278	297	23.24		138	88	64	1								
432810 - Vote by Mail Reporting	1007	361	35.85		166	130	59	2								
432810 - Election Day Reporting	1007	178	17.68		76	58	42	1								
821100 - Vote by Mail Reporting	1455	742	51.00		307	235	191	2								
821100 - Election Day Reporting	1455	188	12.92		70	69	50	0								
821110 - Vote by Mail Reporting	996	410	41.16		188	131	91	0								
821110 - Election Day Reporting	996	180	18.07		76	54	48	0								
821140 - Vote by Mail Reporting	1003	433	43.17		153	174	101	0								
821140 - Election Day Reporting	1003	152	15.15		51	60	39	0								
821200 - Vote by Mail Reporting	1402	617	44.01		255	203	152	1								
821200 - Election Day Reporting	1402	191	13.62		76	54	60	0								
821210 - Vote by Mail Reporting	1545	639	41.36		269	225	132	0								
821210 - Election Day Reporting	1545	224	14.50		96	66	60	1								
821400 - Vote by Mail Reporting	876	442	50.46		206	139	96	1								
821400 - Election Day Reporting	876	127	14.50		68	33	25	0								
821500 - Vote by Mail Reporting	1029	441	42.86		167	156	115	1								
821500 - Election Day Reporting	1029	180	17.49		73	61	42	0								
821600 - Vote by Mail Reporting	1080	432	40.00		239	97	94	0								
821600 - Election Day Reporting	1080	182	16.85		94	41	47	0								
821710 - Vote by Mail Reporting	797	355	44.54		176	96	79	0								
821710 - Election Day Reporting	797	152	19.07		82	31	34	0								
821730 - Vote by Mail Reporting	1624	721	44.40		329	206	174	5								
821730 - Election Day Reporting	1624	248	15.27		113	64	69	0								
821800 - Vote by Mail Reporting	1103	397	35.99		173	145	72	3								

**ALAMEDA COUNTY Statement of Vote
GENERAL ELECTION**

NON-PARTISAN BART DIRECTOR, DISTRICT 6

	Registration	Ballots Cast	Turnout (%)		BART DIRECTOR, DISTRICT 6 LIZ AMES	ANU NATARAJAN	Under Vote	Over Vote									
821800 - Election Day Reporting	1103	163	14.78		69	59	35	0									
821810 - Vote by Mail Reporting	771	313	40.60		141	102	64	1									
821810 - Election Day Reporting	771	123	15.95		53	44	25	0									
821900 - Vote by Mail Reporting	1095	420	38.36		193	131	88	1									
821900 - Election Day Reporting	1095	177	16.16		69	59	44	0									
821910 - Vote by Mail Reporting	801	334	41.70		171	83	77	0									
821910 - Election Day Reporting	801	121	15.11		47	39	34	0									
822000 - Vote by Mail Reporting	1305	648	49.66		273	256	116	2									
822000 - Election Day Reporting	1305	192	14.71		79	70	43	0									
822010 - Vote by Mail Reporting	1374	651	47.38		289	203	155	1									
822010 - Election Day Reporting	1374	194	14.12		90	61	41	0									
822200 - Vote by Mail Reporting	970	456	47.01		197	141	115	1									
822200 - Election Day Reporting	970	177	18.25		72	58	46	0									
823000 - Vote by Mail Reporting	1096	417	38.05		219	92	102	1									
823000 - Election Day Reporting	1096	197	17.97		88	50	56	1									
823100 - Vote by Mail Reporting	1064	372	34.96		192	116	64	0									
823100 - Election Day Reporting	1064	219	20.58		113	53	50	2									
823200 - Vote by Mail Reporting	1747	596	34.12		302	179	107	2									
823200 - Election Day Reporting	1747	303	17.34		151	76	73	0									
823400 - Vote by Mail Reporting	1062	527	49.62		198	187	137	1									
823400 - Election Day Reporting	1062	131	12.34		50	50	29	0									
823500 - Vote by Mail Reporting	802	357	44.51		156	103	97	1									
823500 - Election Day Reporting	802	125	15.59		56	33	34	0									
823510 - Vote by Mail Reporting	1073	475	44.27		233	141	96	1									
823510 - Election Day Reporting	1073	166	15.47		89	41	34	0									
823600 - Vote by Mail Reporting	1474	592	40.16		280	173	128	6									
823600 - Election Day Reporting	1474	239	16.21		92	84	61	1									
823610 - Vote by Mail Reporting	792	370	46.72		190	84	91	0									
823610 - Election Day Reporting	792	110	13.89		55	22	32	0									
823700 - Vote by Mail Reporting	1505	680	45.18		285	233	152	1									
823700 - Election Day Reporting	1505	254	16.88		89	103	59	1									
823710 - Vote by Mail Reporting	749	298	39.79		139	89	66	1									
823710 - Election Day Reporting	749	128	17.09		61	33	32	0									
823720 - Vote by Mail Reporting	972	453	46.60		170	155	130	0									
823720 - Election Day Reporting	972	161	16.56		63	49	49	0									
823730 - Vote by Mail Reporting	1480	573	38.72		244	193	129	0									
823730 - Election Day Reporting	1480	219	14.80		105	66	48	0									
823800 - Vote by Mail Reporting	1282	543	42.36		246	164	127	1									
823800 - Election Day Reporting	1282	204	15.91		73	67	61	1									
823810 - Vote by Mail Reporting	1006	439	43.64		187	141	107	1									
823810 - Election Day Reporting	1006	208	20.68		86	63	56	0									
823900 - Vote by Mail Reporting	854	374	43.79		158	134	74	2									
823900 - Election Day Reporting	854	165	19.32		72	52	39	0									
830100 - Vote by Mail Reporting	682	305	44.72		116	123	67	0									
830100 - Election Day Reporting	682	122	17.89		42	55	25	0									
830200 - Vote by Mail Reporting	1471	680	46.23		266	286	124	1									
830200 - Election Day Reporting	1471	273	18.56		107	103	61	0									
830210 - Vote by Mail Reporting	1471	627	42.62		234	264	123	0									
830210 - Election Day Reporting	1471	259	17.61		77	145	37	0									
830300 - Vote by Mail Reporting	1552	617	39.76		220	249	141	0									
830300 - Election Day Reporting	1552	356	22.94		101	190	62	0									
830500 - Vote by Mail Reporting	1895	909	47.97		288	390	223	3									
830500 - Election Day Reporting	1895	332	17.52		83	200	45	1									
830700 - Vote by Mail Reporting	1321	572	43.30		202	243	127	2									
830700 - Election Day Reporting	1321	195	14.76		67	84	43	0									
831000 - Vote by Mail Reporting	930	429	46.13		204	119	99	0									
831000 - Election Day Reporting	930	153	16.45		64	49	40	0									
831100 - Vote by Mail Reporting	874	362	41.42		141	141	76	1									
831100 - Election Day Reporting	874	119	13.62		48	41	28	1									

**ALAMEDA COUNTY Statement of Vote
GENERAL ELECTION**

NON-PARTISAN BART DIRECTOR, DISTRICT 6

	Registration	Ballots Cast	Turnout (%)		BART DIRECTOR, DISTRICT 6												
					LIZ AMES	ANU NATARAJAN	Under Vote	Over Vote									
831200 - Vote by Mail Reporting	1162	537	46.21		195	225	112	1									
831200 - Election Day Reporting	1162	237	20.40		85	94	58	0									
831210 - Vote by Mail Reporting	702	349	49.72		155	119	72	2									
831210 - Election Day Reporting	702	122	17.38		52	50	20	0									
831230 - Vote by Mail Reporting	1008	441	43.75		183	139	117	1									
831230 - Election Day Reporting	1008	158	15.67		68	49	37	0									
831300 - Vote by Mail Reporting	1433	657	45.85		288	233	134	0									
831300 - Election Day Reporting	1433	227	15.84		76	97	53	0									
831400 - Vote by Mail Reporting	815	381	46.75		161	151	67	1									
831400 - Election Day Reporting	815	134	16.44		61	45	28	0									
831410 - Vote by Mail Reporting	991	440	44.40		171	154	103	1									
831410 - Election Day Reporting	991	119	12.01		42	48	27	0									
831500 - Vote by Mail Reporting	1398	735	52.58		294	274	167	0									
831500 - Election Day Reporting	1398	241	17.24		98	101	41	0									
831510 - Vote by Mail Reporting	800	378	47.25		144	123	108	1									
831510 - Election Day Reporting	800	161	20.13		65	53	43	0									
831600 - Vote by Mail Reporting	1234	580	47.00		251	208	115	1									
831600 - Election Day Reporting	1234	228	18.48		90	107	29	0									
831700 - Vote by Mail Reporting	636	310	48.74		115	121	75	0									
831700 - Election Day Reporting	636	95	14.94		30	45	18	0									
831710 - Vote by Mail Reporting	979	434	44.33		167	156	107	0									
831710 - Election Day Reporting	979	147	15.02		63	55	28	0									
831810 - Vote by Mail Reporting	1426	595	41.73		251	183	156	0									
831810 - Election Day Reporting	1426	277	19.42		127	80	67	0									
831830 - Vote by Mail Reporting	999	457	45.75		214	151	91	0									
831830 - Election Day Reporting	999	171	17.12		79	49	43	0									
831900 - Vote by Mail Reporting	1423	623	43.78		246	246	127	0									
831900 - Election Day Reporting	1423	256	17.99		130	68	57	0									
831920 - Vote by Mail Reporting	1531	621	40.56		250	215	147	1									
831920 - Election Day Reporting	1531	239	15.61		115	62	61	0									
832000 - Vote by Mail Reporting	1364	580	42.52		215	228	130	3									
832000 - Election Day Reporting	1364	207	15.18		79	80	43	1									
832010 - Vote by Mail Reporting	995	370	37.19		183	126	58	1									
832010 - Election Day Reporting	995	187	18.79		66	78	43	0									
832200 - Vote by Mail Reporting	1559	777	49.84		289	297	189	0									
832200 - Election Day Reporting	1559	235	15.07		79	75	76	0									
832210 - Vote by Mail Reporting	1077	484	44.94		209	174	97	0									
832210 - Election Day Reporting	1077	149	13.83		50	60	37	0									
832300 - Vote by Mail Reporting	1272	694	54.56		287	248	176	0									
832300 - Election Day Reporting	1272	189	14.86		79	63	47	0									
832400 - Vote by Mail Reporting	754	326	43.24		146	106	74	0									
832400 - Election Day Reporting	754	126	16.71		52	51	23	0									
832500 - Vote by Mail Reporting	1230	600	48.78		244	203	144	5									
832500 - Election Day Reporting	1230	278	22.60		117	81	79	0									
832510 - Vote by Mail Reporting	517	256	49.52		114	80	61	0									
832510 - Election Day Reporting	517	93	17.99		36	38	18	0									
832600 - Vote by Mail Reporting	885	427	48.25		168	150	105	0									
832600 - Election Day Reporting	885	150	16.95		62	44	43	0									
832620 - Vote by Mail Reporting	1120	480	42.86		208	169	101	0									
832620 - Election Day Reporting	1120	149	13.30		53	60	35	0									
832800 - Vote by Mail Reporting	1286	542	42.15		259	190	92	0									
832800 - Election Day Reporting	1286	214	16.64		104	50	57	0									
832810 - Vote by Mail Reporting	745	340	45.64		146	132	58	1									
832810 - Election Day Reporting	745	103	13.83		48	38	16	0									
832900 - Vote by Mail Reporting	1553	670	43.14		311	201	149	2									
832900 - Election Day Reporting	1553	270	17.39		121	92	55	0									
833000 - Vote by Mail Reporting	1669	655	39.25		308	212	131	3									
833000 - Election Day Reporting	1669	299	17.91		136	96	63	0									
833100 - Vote by Mail Reporting	1380	658	47.68		259	226	164	5									

**ALAMEDA COUNTY Statement of Vote
GENERAL ELECTION**

NON-PARTISAN BART DIRECTOR, DISTRICT 6

	Registration	Ballots Cast	Turnout (%)		BART DIRECTOR, DISTRICT 6 LIZ AMES	ANU NATARAJAN	Under Vote	Over Vote								
833100 - Election Day Reporting	1380	246	17.83		110	76	58	0								
833200 - Vote by Mail Reporting	1151	516	44.83		230	185	98	0								
833200 - Election Day Reporting	1151	199	17.29		74	80	43	1								
833210 - Vote by Mail Reporting	821	362	44.09		160	118	78	1								
833210 - Election Day Reporting	821	142	17.30		63	47	31	0								
833300 - Vote by Mail Reporting	789	352	44.61		161	107	83	0								
833300 - Election Day Reporting	789	110	13.94		50	32	28	0								
833310 - Vote by Mail Reporting	730	285	39.04		128	104	49	0								
833310 - Election Day Reporting	730	126	17.26		48	41	33	0								
833400 - Vote by Mail Reporting	933	415	44.48		161	158	94	1								
833400 - Election Day Reporting	933	101	10.83		40	34	21	0								
833410 - Vote by Mail Reporting	1055	517	49.00		191	198	124	0								
833410 - Election Day Reporting	1055	132	12.51		42	56	34	0								
833500 - Vote by Mail Reporting	1663	739	44.44		335	245	159	0								
833500 - Election Day Reporting	1663	272	16.36		117	88	66	0								
833610 - Vote by Mail Reporting	1311	481	36.69		225	153	96	1								
833610 - Election Day Reporting	1311	262	19.98		114	68	77	0								
833700 - Vote by Mail Reporting	1381	575	41.64		235	203	128	1								
833700 - Election Day Reporting	1381	234	16.94		104	72	57	0								
833710 - Vote by Mail Reporting	1431	568	39.69		264	185	108	1								
833710 - Election Day Reporting	1431	237	16.56		98	93	41	0								
834000 - Vote by Mail Reporting	1436	742	51.67		295	296	143	1								
834000 - Election Day Reporting	1436	241	16.78		91	98	50	0								
834200 - Vote by Mail Reporting	1551	775	49.97		282	304	186	0								
834200 - Election Day Reporting	1551	390	25.15		130	167	89	0								
834400 - Vote by Mail Reporting	1072	519	48.41		195	193	125	1								
834400 - Election Day Reporting	1072	243	22.67		113	70	59	0								
834600 - Vote by Mail Reporting	1091	573	52.52		196	255	113	0								
834600 - Election Day Reporting	1091	211	19.34		67	96	48	0								
834700 - Vote by Mail Reporting	1500	736	49.07		272	311	153	1								
834700 - Election Day Reporting	1500	272	18.13		85	132	54	0								
835000 - Vote by Mail Reporting	1106	509	46.02		196	220	92	0								
835000 - Election Day Reporting	1106	192	17.36		68	81	42	0								
835040 - Vote by Mail Reporting	1176	576	48.98		224	237	113	0								
835040 - Election Day Reporting	1176	205	17.43		75	83	46	0								
835100 - Vote by Mail Reporting	1141	511	44.79		188	206	112	0								
835100 - Election Day Reporting	1141	196	17.18		76	73	47	0								
835300 - Vote by Mail Reporting	1027	433	42.16		167	154	104	2								
835300 - Election Day Reporting	1027	131	12.76		54	50	26	0								
835310 - Vote by Mail Reporting	1534	618	40.29		289	198	128	2								
835310 - Election Day Reporting	1534	234	15.25		88	91	52	0								
835600 - Vote by Mail Reporting	759	381	50.20		156	146	74	1								
835600 - Election Day Reporting	759	113	14.89		51	35	27	0								
835610 - Vote by Mail Reporting	702	365	51.99		128	148	86	0								
835610 - Election Day Reporting	702	104	14.81		31	54	19	0								
835730 - Vote by Mail Reporting	996	460	46.18		176	180	95	2								
835730 - Election Day Reporting	996	158	15.86		54	68	36	0								
835800 - Vote by Mail Reporting	1503	630	41.92		292	189	148	1								
835800 - Election Day Reporting	1503	235	15.64		117	75	40	0								
835820 - Vote by Mail Reporting	1517	658	43.38		242	268	143	1								
835820 - Election Day Reporting	1517	217	14.30		90	75	51	0								
835910 - Vote by Mail Reporting	1416	623	44.00		235	243	133	1								
835910 - Election Day Reporting	1416	226	15.96		83	96	46	0								
836000 - Vote by Mail Reporting	1213	628	51.77		212	271	149	0								
836000 - Election Day Reporting	1213	205	16.90		61	106	38	0								
836110 - Vote by Mail Reporting	1463	821	56.12		290	319	207	3								
836110 - Election Day Reporting	1463	201	13.74		47	107	45	1								
836200 - Vote by Mail Reporting	1555	769	49.45		272	311	181	1								
836200 - Election Day Reporting	1555	244	15.69		85	105	52	0								

**ALAMEDA COUNTY Statement of Vote
GENERAL ELECTION**

NON-PARTISAN BART DIRECTOR, DISTRICT 6

	Registration	Ballots Cast	Turnout (%)		BART DIRECTOR, DISTRICT 6 LIZ AMES	ANU NATARAJAN	Under Vote	Over Vote								
836210 - Vote by Mail Reporting	1038	522	50.29		156	223	139	0								
836210 - Election Day Reporting	1038	163	15.70		56	61	45	0								
836400 - Vote by Mail Reporting	913	525	57.50		187	197	140	1								
836400 - Election Day Reporting	913	149	16.32		50	51	46	0								
836500 - Vote by Mail Reporting	960	444	46.25		182	186	74	1								
836500 - Election Day Reporting	960	146	15.21		43	77	25	0								
836600 - Vote by Mail Reporting	1505	783	52.03		273	315	193	1								
836600 - Election Day Reporting	1505	238	15.81		57	120	60	0								
836700 - Vote by Mail Reporting	441	203	46.03		60	95	46	0								
836700 - Election Day Reporting	441	98	22.22		22	55	20	0								
837100 - Vote by Mail Reporting	1675	805	48.06		267	327	204	2								
837100 - Election Day Reporting	1675	276	16.48		72	132	69	0								
837200 - Vote by Mail Reporting	668	309	46.26		110	125	70	0								
837200 - Election Day Reporting	668	96	14.37		35	47	12	0								
837300 - Vote by Mail Reporting	1374	633	46.07		231	242	151	0								
837300 - Election Day Reporting	1374	241	17.54		72	117	49	0								
837400 - Vote by Mail Reporting	1133	498	43.95		171	198	125	0								
837400 - Election Day Reporting	1133	235	20.74		65	123	42	1								
837500 - Vote by Mail Reporting	898	412	45.88		153	148	106	2								
837500 - Election Day Reporting	898	162	18.04		47	81	33	0								
837600 - Vote by Mail Reporting	1177	594	50.47		187	238	163	2								
837600 - Election Day Reporting	1177	193	16.40		55	100	35	0								
837700 - Vote by Mail Reporting	1126	515	45.74		179	249	84	0								
837700 - Election Day Reporting	1126	217	19.27		53	117	47	0								
837710 - Vote by Mail Reporting	684	336	49.12		108	159	66	0								
837710 - Election Day Reporting	684	87	12.72		23	47	15	1								
837800 - Vote by Mail Reporting	766	367	47.91		129	134	100	4								
837800 - Election Day Reporting	766	122	15.93		40	47	33	0								
837900 - Vote by Mail Reporting	593	299	50.42		93	132	71	2								
837900 - Election Day Reporting	593	95	16.02		25	51	19	0								
838000 - Vote by Mail Reporting	1478	761	51.49		263	312	183	0								
838000 - Election Day Reporting	1478	237	16.04		65	104	67	1								
838110 - Vote by Mail Reporting	1602	708	44.19		207	333	162	2								
838110 - Election Day Reporting	1602	280	17.48		64	148	68	0								
838300 - Vote by Mail Reporting	1284	530	41.28		218	199	108	2								
838300 - Election Day Reporting	1284	235	18.30		67	111	55	0								
838500 - Vote by Mail Reporting	1684	766	45.49		311	260	190	3								
838500 - Election Day Reporting	1684	289	17.16		109	113	64	0								
838600 - Vote by Mail Reporting	1162	513	44.15		173	186	144	3								
838600 - Election Day Reporting	1162	182	15.66		53	78	50	0								
838700 - Vote by Mail Reporting	1195	593	49.62		190	246	151	1								
838700 - Election Day Reporting	1195	190	15.90		50	91	48	0								
839530 - Vote by Mail Reporting	1038	452	43.55		166	163	120	1								
839530 - Election Day Reporting	1038	141	13.58		51	58	27	0								
850300 - Vote by Mail Reporting	1779	751	42.21		368	231	148	0								
850300 - Election Day Reporting	1779	318	17.88		142	93	75	0								
850320 - Vote by Mail Reporting	606	262	43.23		119	74	67	0								
850320 - Election Day Reporting	606	123	20.30		51	39	31	0								
850330 - Vote by Mail Reporting	913	418	45.78		150	172	90	1								
850330 - Election Day Reporting	913	134	14.68		51	44	40	0								
850400 - Vote by Mail Reporting	697	311	44.62		157	91	63	0								
850400 - Election Day Reporting	697	122	17.50		55	50	16	0								
850410 - Vote by Mail Reporting	854	378	44.26		186	107	84	0								
850410 - Election Day Reporting	854	152	17.80		69	38	45	0								
850500 - Vote by Mail Reporting	1264	529	41.85		199	181	144	2								
850500 - Election Day Reporting	1264	210	16.61		96	70	41	1								
850600 - Vote by Mail Reporting	1410	511	36.24		241	174	88	2								
850600 - Election Day Reporting	1410	211	14.96		92	65	51	1								
850800 - Vote by Mail Reporting	1183	480	40.57		212	170	97	1								

**ALAMEDA COUNTY Statement of Vote
GENERAL ELECTION**

NON-PARTISAN BART DIRECTOR, DISTRICT 6

	Registration	Ballots Cast	Turnout (%)	BART DIRECTOR, DISTRICT 6 LIZ AMES	ANU NATARAJAN	Under Vote	Over Vote									
850800 - Election Day Reporting	1183	201	16.99	95	65	38	0									
850810 - Vote by Mail Reporting	970	421	43.40	194	128	89	1									
850810 - Election Day Reporting	970	160	16.49	63	59	36	1									
850900 - Vote by Mail Reporting	975	470	48.21	196	154	115	1									
850900 - Election Day Reporting	975	175	17.95	80	57	37	0									
851000 - Vote by Mail Reporting	1098	487	44.35	215	164	104	0									
851000 - Election Day Reporting	1098	202	18.40	79	64	53	0									
851200 - Vote by Mail Reporting	824	360	43.69	182	77	98	1									
851200 - Election Day Reporting	824	144	17.48	62	38	43	0									
851300 - Vote by Mail Reporting	853	374	43.85	160	119	86	0									
851300 - Election Day Reporting	853	157	18.41	74	48	34	0									
851500 - Vote by Mail Reporting	743	354	47.64	159	99	97	0									
851500 - Election Day Reporting	743	148	19.92	67	44	36	0									
851510 - Vote by Mail Reporting	689	341	49.49	140	102	99	0									
851510 - Election Day Reporting	689	113	16.40	41	37	34	0									
851520 - Vote by Mail Reporting	807	397	49.19	187	113	93	0									
851520 - Election Day Reporting	807	165	20.45	71	56	38	0									
851600 - Vote by Mail Reporting	1263	519	41.09	244	149	122	2									
851600 - Election Day Reporting	1263	247	19.56	129	69	46	0									
851700 - Vote by Mail Reporting	1566	666	42.53	277	225	153	0									
851700 - Election Day Reporting	1566	291	18.58	132	75	85	0									
851800 - Vote by Mail Reporting	937	429	45.78	203	127	96	0									
851800 - Election Day Reporting	937	171	18.25	80	54	36	0									
852010 - Vote by Mail Reporting	989	411	41.56	201	111	93	3									
852010 - Election Day Reporting	989	189	19.11	88	41	56	0									
852100 - Vote by Mail Reporting	1565	550	35.14	259	186	95	1									
852100 - Election Day Reporting	1565	294	18.79	137	82	69	0									
866800 - Vote by Mail Reporting	510	231	45.29	110	69	49	2									
866800 - Election Day Reporting	510	135	26.47	64	28	41	0									
9422930 - Vote by Mail Reporting	412	237	57.52	86	92	59	0									
9422930 - Election Day Reporting	412	6	1.46	1	0	5	0									
9422940 - Vote by Mail Reporting	0	0	0.00	0	0	0	0									
9422940 - Election Day Reporting	0	0	0.00	0	0	0	0									
9422950 - Vote by Mail Reporting	0	0	0.00	0	0	0	0									
9422950 - Election Day Reporting	0	0	0.00	0	0	0	0									
9423620 - Vote by Mail Reporting	0	0	0.00	0	0	0	0									
9423620 - Election Day Reporting	0	0	0.00	0	0	0	0									
9423700 - Vote by Mail Reporting	0	0	0.00	0	0	0	0									
9423700 - Election Day Reporting	0	0	0.00	0	0	0	0									
9423800 - Vote by Mail Reporting	4	1	25.00	0	1	0	0									
9423800 - Election Day Reporting	4	0	0.00	0	0	0	0									
9424200 - Vote by Mail Reporting	64	36	56.25	11	12	13	0									
9424200 - Election Day Reporting	64	0	0.00	0	0	0	0									
9498300 - Vote by Mail Reporting	42	38	90.48	27	2	8	0									
9498300 - Election Day Reporting	42	0	0.00	0	0	0	0									
9498320 - Vote by Mail Reporting	0	0	0.00	0	0	0	0									
9498320 - Election Day Reporting	0	0	0.00	0	0	0	0									
9499000 - Vote by Mail Reporting	14	12	85.71	4	5	1	0									
9499000 - Election Day Reporting	14	0	0.00	0	0	0	0									
9499010 - Vote by Mail Reporting	0	0	0.00	0	0	0	0									
9499010 - Election Day Reporting	0	0	0.00	0	0	0	0									
9810900 - Vote by Mail Reporting	2	1	50.00	1	0	0	0									
9810900 - Election Day Reporting	2	0	0.00	0	0	0	0									
9819020 - Vote by Mail Reporting	13	10	76.92	7	1	2	0									
9819020 - Election Day Reporting	13	0	0.00	0	0	0	0									
9819100 - Vote by Mail Reporting	4	0	0.00	0	0	0	0									
9819100 - Election Day Reporting	4	2	50.00	1	0	1	0									
9820000 - Vote by Mail Reporting	0	0	0.00	0	0	0	0									
9820000 - Election Day Reporting	0	0	0.00	0	0	0	0									

**ALAMEDA COUNTY Statement of Vote
GENERAL ELECTION**

NON-PARTISAN BART DIRECTOR, DISTRICT 6

	Registration	Ballots Cast	Turnout (%)		BART DIRECTOR, DISTRICT 6 LIZ AMES	ANU NATARAJAN	Under Vote	Over Vote								
9821010 - Vote by Mail Reporting	3	2	66.67		1	0	1	0								
9821010 - Election Day Reporting	3	0	0.00		0	0	0	0								
9821020 - Vote by Mail Reporting	0	0	0.00		0	0	0	0								
9821020 - Election Day Reporting	0	0	0.00		0	0	0	0								
9821310 - Vote by Mail Reporting	50	31	62.00		13	14	4	0								
9821310 - Election Day Reporting	50	0	0.00		0	0	0	0								
9821720 - Vote by Mail Reporting	44	31	70.45		15	4	12	0								
9821720 - Election Day Reporting	44	0	0.00		0	0	0	0								
9823030 - Vote by Mail Reporting	0	0	0.00		0	0	0	0								
9823030 - Election Day Reporting	0	0	0.00		0	0	0	0								
9823040 - Vote by Mail Reporting	0	0	0.00		0	0	0	0								
9823040 - Election Day Reporting	0	0	0.00		0	0	0	0								
9831220 - Vote by Mail Reporting	12	11	91.67		2	6	3	0								
9831220 - Election Day Reporting	12	0	0.00		0	0	0	0								
9831730 - Vote by Mail Reporting	261	166	63.60		50	79	33	0								
9831730 - Election Day Reporting	261	1	0.38		0	0	0	0								
9834020 - Vote by Mail Reporting	3	0	0.00		0	0	0	0								
9834020 - Election Day Reporting	3	0	0.00		0	0	0	0								
9834030 - Vote by Mail Reporting	0	0	0.00		0	0	0	0								
9834030 - Election Day Reporting	0	0	0.00		0	0	0	0								
9834410 - Vote by Mail Reporting	0	0	0.00		0	0	0	0								
9834410 - Election Day Reporting	0	0	0.00		0	0	0	0								
9835050 - Vote by Mail Reporting	6	5	83.33		2	2	1	0								
9835050 - Election Day Reporting	6	0	0.00		0	0	0	0								
9835700 - Vote by Mail Reporting	35	14	40.00		6	5	3	0								
9835700 - Election Day Reporting	35	0	0.00		0	0	0	0								
9835740 - Vote by Mail Reporting	154	88	57.14		30	35	21	0								
9835740 - Election Day Reporting	154	3	1.95		0	1	2	0								
9839000 - Vote by Mail Reporting	8	5	62.50		1	2	2	0								
9839000 - Election Day Reporting	8	0	0.00		0	0	0	0								
9839120 - Vote by Mail Reporting	1	1	100.00		1	0	0	0								
9839120 - Election Day Reporting	1	0	0.00		0	0	0	0								
9839200 - Vote by Mail Reporting	2	1	50.00		0	1	0	0								
9839200 - Election Day Reporting	2	0	0.00		0	0	0	0								
9839210 - Vote by Mail Reporting	3	3	100.00		0	3	0	0								
9839210 - Election Day Reporting	3	0	0.00		0	0	0	0								
9839220 - Vote by Mail Reporting	1	1	100.00		0	0	1	0								
9839220 - Election Day Reporting	1	0	0.00		0	0	0	0								
9839230 - Vote by Mail Reporting	1	0	0.00		0	0	0	0								
9839230 - Election Day Reporting	1	0	0.00		0	0	0	0								
9839240 - Vote by Mail Reporting	57	39	68.42		22	12	4	0								
9839240 - Election Day Reporting	57	0	0.00		0	0	0	0								
9839300 - Vote by Mail Reporting	5	3	60.00		1	1	1	0								
9839300 - Election Day Reporting	5	0	0.00		0	0	0	0								
9839310 - Vote by Mail Reporting	19	17	89.47		8	5	4	0								
9839310 - Election Day Reporting	19	0	0.00		0	0	0	0								
9839330 - Vote by Mail Reporting	137	82	59.85		30	28	25	0								
9839330 - Election Day Reporting	137	3	2.19		0	2	1	0								
9839350 - Vote by Mail Reporting	28	18	64.29		10	6	2	0								
9839350 - Election Day Reporting	28	1	3.57		0	0	1	0								
9839360 - Vote by Mail Reporting	9	2	22.22		2	0	0	0								
9839360 - Election Day Reporting	9	0	0.00		0	0	0	0								
9839380 - Vote by Mail Reporting	0	0	0.00		0	0	0	0								
9839380 - Election Day Reporting	0	0	0.00		0	0	0	0								
9866900 - Vote by Mail Reporting	0	0	0.00		0	0	0	0								
9866900 - Election Day Reporting	0	0	0.00		0	0	0	0								
9867100 - Vote by Mail Reporting	12	8	66.67		6	1	1	0								
9867100 - Election Day Reporting	12	0	0.00		0	0	0	0								
9867110 - Vote by Mail Reporting	20	11	55.00		6	2	3	0								

**ALAMEDA COUNTY Statement of Vote
GENERAL ELECTION**

NON-PARTISAN BART DIRECTOR, DISTRICT 6

	Registration	Ballots Cast	Turnout (%)		BART DIRECTOR, DISTRICT 6 LIZ AMES	ANU NATARAJAN	Under Vote	Over Vote								
9867110 - Election Day Reporting	20	0	0.00		0	0	0	0								
9870110 - Vote by Mail Reporting	0	0	0.00		0	0	0	0								
9870110 - Election Day Reporting	0	0	0.00		0	0	0	0								
9870120 - Vote by Mail Reporting	0	0	0.00		0	0	0	0								
9870120 - Election Day Reporting	0	0	0.00		0	0	0	0								
9880400 - Vote by Mail Reporting	0	0	0.00		0	0	0	0								
9880400 - Election Day Reporting	0	0	0.00		0	0	0	0								
Vote by Mail Reporting Totals	186553	82634	44.30		34314	29156	18384	164								
Election Day Reporting Totals	186553	31225	16.74		12517	11114	7282	26								
District Totals - Absentee																
District Grand Totals																
15th Congressional District	98391	59284	60.25		25204	20302	13175	106								
17th Congressional District	88162	54575	61.90		21627	19968	12491	84								
7th State Senatorial District	598	435	72.74		217	107	103	2								
10th State Senatorial District	185955	113424	61.00		46614	40163	25563	188								
20th Assembly District	112999	68699	60.80		28766	23886	15381	115								
25th Assembly District	73554	45160	61.40		18065	16384	10285	75								
2nd Dist, Board of Equalization	186553	113859	61.03		46831	40270	25666	190								
1st Supervisorial District	80418	50136	62.34		19271	19074	11364	75								
2nd Supervisorial District	106135	63723	60.04		27560	21196	14302	115								
ALAMEDA	186553	113859	61.03		46831	40270	25666	190								
City of Fremont	104298	65488	62.79		25010	25269	14674	93								
City of Hayward	23372	13196	56.46		6117	4061	2834	33								
City of Newark	21985	13346	60.71		6003	4142	3061	18								
City of Union City	36281	21381	58.93		9475	6690	4991	44								
Unincorp/Eden Township	2	1	50.00		1	0	0	0								
Unincorp/Pleasanton Township	524	378	72.14		178	102	91	2								
Unincorp/Washington Township	91	69	75.82		47	6	15	0								
Grand Totals	186553	113859	61.03		46831	40270	25666	190								

Administration
925.335.7899
925.335.7893 fax


Elections Division
925.335.7800
925.335.7836 fax

Contra Costa County
Clerk-Recorder-Elections Department

555 Escobar Street
Martinez, CA 94553

Joseph E. Canciamilla
County Clerk-Recorder
and Registrar of Voters

Scott O. Konopasek
Assistant County Registrar



December 3, 2018

Patricia Williams, Interim District Secretary
San Francisco Bay Area Rapid Transit
300 Lakeside Drive, 23rd Floor
Oakland, CA 94612

Dear Patricia Williams:

Enclosed are the following documents pertaining to the November 6, 2018 General Election in the San Francisco Bay Area Rapid Transit, District 2:

Certificate of Results
Summary of Results
Certificates of Election
Oath of Office forms
Voter Information Guide

Prior to taking office, each newly elected member must subscribe to the oath of office before a person authorized to administer oaths. Oaths may be administered by a governing board member, state or county officer, judicial officer or notary public.


Completed oaths are to be filed with the District Secretary (GC 1363) and an original with the County Clerk-Recorder. Please use the enclosed envelope to return one copy of the Oath of Office form(s) (with original signatures) for each newly elected officeholder. It is recommended that newly elected officeholders make a copy of the oath for their records before filing it.

The Statement of the Vote containing precinct-by-precinct results is available on our website: www.cocovote.us.

If you have any questions, please contact me at (925) 335-7804.

Respectfully,

JOSEPH E. CANCIAMILLA, County Clerk


Olga Hernandez
Elections Services Specialist

Enclosures

**CONTRA COSTA COUNTY
STATEWIDE GENERAL ELECTION
TUESDAY, NOVEMBER 6, 2018
Final Official**

Precincts Reported: 233 of 233 (100.00%)

Registered Voters: 121,207 of 199,033 (60.90%)

Ballots Cast: 724,225

**SAN FRANCISCO BAY AREA RAPID TRANSIT DISTRICT, DISTRICT 2
DIRECTOR (Vote for 1)**

Precincts Reported: 233 of 233 (100.00%)

	Vote By Mail	Election Day	Total	
Times Cast	78,227	42,086	120,313 / 199,033	60.45%

Candidate	Party	Vote By Mail	Election Day	Total	
MARK FOLEY		40,667	22,076	62,743	63.02%
JOEL KELLER		25,321	11,494	36,815	36.98%
Total Votes		65,988	33,570	99,558	

	Vote By Mail	Election Day	Total
--	--------------	--------------	-------


**CERTIFICATE OF COUNTY CLERK AS TO THE RESULTS OF THE CANVASS
OF THE SAN FRANCISCO BAY AREA RAPID TRANSIT DISTRICT, DISTRICT 2
NOVEMBER 6, 2018 GENERAL ELECTION**

State of California)
) ss
County of Contra Costa)

I, JOSEPH E. CANCIAMILLA, County Clerk in and for the County of Contra Costa, State of California, do hereby certify that, pursuant to the provisions of the Elections Code, I did canvass the returns of the votes cast in the **San Francisco Bay Area Rapid Transit District, District 2** in said county at the General Election held on November 6, 2018 for said district candidates submitted to the vote of the voters. I further certify that the statement of the votes cast, to which this certificate is attached, shows the whole number of votes cast in said district and each respective precinct therein, and that the totals of the respective columns and the totals as shown for each candidate are full, true and correct.

WITNESS my hand and official seal this 3rd day of December, 2018.

JOSEPH E. CANCIAMILLA, County Clerk



By: Rosa Mena
Rosa M. Mena, Deputy Clerk

SAN FRANCISCO BAY AREA RAPID TRANSIT DISTRICT, DISTRICT 2 DIRECTOR (Vote for 1)

Precinct	Times Cast	Registered Voters	Precinct	MARK FOLEY	JOEL KELLER	Total Votes	Table Of Contents
Electionwide			Electionwide				
Countywide			Countywide				
ANTI101 0			ANTI101 0				
Vote By Mail	137	459	Vote By Mail	66	55	121	
Election Day	76	459	Election Day	40	20	60	
Total	213	459	Total	106	75	181	
ANTI102 0			ANTI102 0				
Vote By Mail	346	1,119	Vote By Mail	195	126	321	
Election Day	234	1,119	Election Day	122	73	195	
Total	580	1,119	Total	317	199	516	
ANTI103 0			ANTI103 0				
Vote By Mail	301	1,180	Vote By Mail	171	97	268	
Election Day	219	1,180	Election Day	102	71	173	
Total	520	1,180	Total	273	168	441	
ANTI104 0			ANTI104 0				
Vote By Mail	403	1,246	Vote By Mail	205	143	348	
Election Day	292	1,246	Election Day	143	100	243	
Total	695	1,246	Total	348	243	591	
ANTI105			ANTI105				
Vote By Mail	379	1,086	Vote By Mail	176	144	320	
Election Day	203	1,086	Election Day	109	59	168	
Total	582	1,086	Total	285	203	488	
ANTI106			ANTI106				
Vote By Mail	346	875	Vote By Mail	192	116	308	
Election Day	198	875	Election Day	105	56	161	
Total	544	875	Total	297	172	469	
ANTI107 0			ANTI107 0				
Vote By Mail	399	1,023	Vote By Mail	222	141	363	
Election Day	174	1,023	Election Day	92	43	135	
Total	573	1,023	Total	314	184	498	
ANTI108 0			ANTI108 0				
Vote By Mail	608	1,381	Vote By Mail	311	230	541	
Election Day	278	1,381	Election Day	139	101	240	
Total	886	1,381	Total	450	331	781	
ANTI109 0			ANTI109 0				
Vote By Mail	502	1,172	Vote By Mail	262	173	435	
Election Day	268	1,172	Election Day	140	79	219	
Total	770	1,172	Total	402	252	654	
ANTI110 0			ANTI110 0				
Vote By Mail	435	1,120	Vote By Mail	221	158	379	
Election Day	205	1,120	Election Day	92	82	174	
Total	640	1,120	Total	313	240	553	
ANTI111 0			ANTI111 0				
Vote By Mail	489	1,342	Vote By Mail	265	158	423	
Election Day	319	1,342	Election Day	181	96	277	
Total	808	1,342	Total	446	254	700	
ANTI112 0			ANTI112 0				
Vote By Mail	284	797	Vote By Mail	148	101	249	
Election Day	149	797	Election Day	86	44	130	
Total	433	797	Total	234	145	379	
ANTI113 0			ANTI113 0				
Vote By Mail	202	815	Vote By Mail	97	84	181	
Election Day	167	815	Election Day	82	57	139	
Total	369	815	Total	179	141	320	
ANTI114 0			ANTI114 0				
Vote By Mail	303	960	Vote By Mail	146	121	267	
Election Day	222	960	Election Day	113	78	191	
Total	525	960	Total	259	199	458	
ANTI115 0			ANTI115 0				
Vote By Mail	383	1,099	Vote By Mail	180	159	339	
Election Day	246	1,099	Election Day	123	77	200	
Total	629	1,099	Total	303	236	539	
ANTI116 0			ANTI116 0				
Vote By Mail	218	755	Vote By Mail	106	94	200	
Election Day	171	755	Election Day	85	60	145	
Total	389	755	Total	191	154	345	

ANTI117 0				ANTI117 0			
Vote By Mail	412	1,115	Vote By Mail	222	131	353	
Election Day	268	1,115	Election Day	148	77	225	
Total	680	1,115	Total	370	208	578	
ANTI118 0			ANTI118 0				
Vote By Mail	320	801	Vote By Mail	163	116	279	
Election Day	153	801	Election Day	70	62	132	
Total	473	801	Total	233	178	411	
ANTI119 0			ANTI119 0				
Vote By Mail	470	1,381	Vote By Mail	226	183	409	
Election Day	234	1,381	Election Day	116	79	195	
Total	704	1,381	Total	342	262	604	
ANTI120			ANTI120				
Vote By Mail	552	1,272	Vote By Mail	270	205	475	
Election Day	268	1,272	Election Day	147	87	234	
Total	820	1,272	Total	417	292	709	
ANTI121 0			ANTI121 0				
Vote By Mail	372	1,009	Vote By Mail	199	124	323	
Election Day	209	1,009	Election Day	119	59	178	
Total	581	1,009	Total	318	183	501	
ANTI122 0			ANTI122 0				
Vote By Mail	506	1,326	Vote By Mail	271	178	449	
Election Day	298	1,326	Election Day	156	85	241	
Total	804	1,326	Total	427	263	690	
ANTI123 0			ANTI123 0				
Vote By Mail	509	1,460	Vote By Mail	297	165	462	
Election Day	376	1,460	Election Day	208	95	303	
Total	885	1,460	Total	505	260	765	
ANTI124 0			ANTI124 0				
Vote By Mail	541	1,356	Vote By Mail	274	197	471	
Election Day	284	1,356	Election Day	155	80	235	
Total	825	1,356	Total	429	277	706	
ANTI125 0			ANTI125 0				
Vote By Mail	408	995	Vote By Mail	188	166	354	
Election Day	240	995	Election Day	126	65	191	
Total	648	995	Total	314	231	545	
ANTI126 0			ANTI126 0				
Vote By Mail	254	752	Vote By Mail	154	74	228	
Election Day	200	752	Election Day	111	62	173	
Total	454	752	Total	265	136	401	
ANTI127 0			ANTI127 0				
Vote By Mail	465	1,094	Vote By Mail	219	192	411	
Election Day	182	1,094	Election Day	95	58	153	
Total	647	1,094	Total	314	250	564	
ANTI128 0			ANTI128 0				
Vote By Mail	358	1,012	Vote By Mail	193	118	311	
Election Day	179	1,012	Election Day	91	57	148	
Total	537	1,012	Total	284	175	459	
ANTI129 0			ANTI129 0				
Vote By Mail	245	714	Vote By Mail	125	86	211	
Election Day	142	714	Election Day	92	32	124	
Total	387	714	Total	217	118	335	
ANTI130 0			ANTI130 0				
Vote By Mail	288	910	Vote By Mail	158	86	244	
Election Day	198	910	Election Day	100	63	163	
Total	486	910	Total	258	149	407	
ANTI131 0			ANTI131 0				
Vote By Mail	456	1,152	Vote By Mail	234	150	384	
Election Day	255	1,152	Election Day	118	95	213	
Total	711	1,152	Total	352	245	597	
ANTI132 0			ANTI132 0				
Vote By Mail	295	883	Vote By Mail	162	91	253	
Election Day	220	883	Election Day	136	48	184	
Total	515	883	Total	298	139	437	
ANTI133 0			ANTI133 0				
Vote By Mail	481	1,471	Vote By Mail	245	173	418	
Election Day	330	1,471	Election Day	194	89	283	
Total	811	1,471	Total	439	262	701	
ANTI134 0			ANTI134 0				
Vote By Mail	393	1,137	Vote By Mail	199	143	342	
Election Day	260	1,137	Election Day	141	68	209	
Total	653	1,137	Total	340	211	551	

ANTI135 0			ANTI135 0		
Vote By Mail	370	1,063	Vote By Mail	226	92
Election Day	229	1,063	Election Day	124	63
Total	599	1,063	Total	350	155
ANTI136 0			ANTI136 0		
Vote By Mail	414	1,065	Vote By Mail	237	132
Election Day	235	1,065	Election Day	135	68
Total	649	1,065	Total	372	200
ANTI137 0			ANTI137 0		
Vote By Mail	330	989	Vote By Mail	174	116
Election Day	226	989	Election Day	132	60
Total	556	989	Total	306	176
ANTI138 0			ANTI138 0		
Vote By Mail	488	1,231	Vote By Mail	244	189
Election Day	220	1,231	Election Day	114	64
Total	708	1,231	Total	358	253
ANTI139			ANTI139		
Vote By Mail	384	1,132	Vote By Mail	210	131
Election Day	259	1,132	Election Day	135	80
Total	643	1,132	Total	345	211
ANTI140 0			ANTI140 0		
Vote By Mail	240	648	Vote By Mail	111	99
Election Day	137	648	Election Day	73	42
Total	377	648	Total	184	141
ANTI141 0			ANTI141 0		
Vote By Mail	410	1,186	Vote By Mail	211	163
Election Day	257	1,186	Election Day	135	78
Total	667	1,186	Total	346	241
ANTI142 0			ANTI142 0		
Vote By Mail	306	779	Vote By Mail	169	100
Election Day	148	779	Election Day	78	48
Total	454	779	Total	247	148
ANTI143 0			ANTI143 0		
Vote By Mail	456	1,285	Vote By Mail	219	181
Election Day	337	1,285	Election Day	198	84
Total	793	1,285	Total	417	265
ANTI144 0			ANTI144 0		
Vote By Mail	281	687	Vote By Mail	148	107
Election Day	135	687	Election Day	71	38
Total	416	687	Total	219	145
ANTI145 0			ANTI145 0		
Vote By Mail	276	913	Vote By Mail	142	98
Election Day	183	913	Election Day	107	49
Total	459	913	Total	249	147
ANTI146 0			ANTI146 0		
Vote By Mail	351	947	Vote By Mail	158	141
Election Day	218	947	Election Day	105	76
Total	569	947	Total	263	217
ANTI147 0			ANTI147 0		
Vote By Mail	406	1,258	Vote By Mail	203	151
Election Day	264	1,258	Election Day	134	86
Total	670	1,258	Total	337	237
ANTI148 0			ANTI148 0		
Vote By Mail	244	1,071	Vote By Mail	115	92
Election Day	194	1,071	Election Day	96	69
Total	438	1,071	Total	211	161
ANTI149 0			ANTI149 0		
Vote By Mail	177	737	Vote By Mail	85	78
Election Day	135	737	Election Day	71	41
Total	312	737	Total	156	119
ANTI150 0			ANTI150 0		
Vote By Mail	342	846	Vote By Mail	164	130
Election Day	159	846	Election Day	83	51
Total	501	846	Total	247	181
ANTI151 0			ANTI151 0		
Vote By Mail	170	487	Vote By Mail	72	77
Election Day	119	487	Election Day	63	31
Total	289	487	Total	135	108
ANTI152 0			ANTI152 0		
Vote By Mail	264	783	Vote By Mail	119	100
Election Day	170	783	Election Day	90	41
Total	434	783	Total	209	141

ANTI801 0			ANTI801 0		
Vote By Mail	3	4	Vote By Mail	1	3
Election Day	0	4	Election Day	0	0
Total	3	4	Total	1	3
ANTI802 0			ANTI802 0		
Vote By Mail	12	18	Vote By Mail	2	8
Election Day	0	18	Election Day	0	0
Total	12	18	Total	2	8
BAPO101 0			BAPO101 0		
Vote By Mail	361	1,268	Vote By Mail	183	306
Election Day	281	1,268	Election Day	150	238
Total	642	1,268	Total	333	544
BAPO102 0			BAPO102 0		
Vote By Mail	126	420	Vote By Mail	76	112
Election Day	66	420	Election Day	37	55
Total	192	420	Total	113	167
BAPO103 0			BAPO103 0		
Vote By Mail	363	1,172	Vote By Mail	193	322
Election Day	174	1,172	Election Day	102	154
Total	537	1,172	Total	295	476
BAPO104 0			BAPO104 0		
Vote By Mail	237	937	Vote By Mail	118	206
Election Day	191	937	Election Day	101	160
Total	428	937	Total	219	366
BAPO105 0			BAPO105 0		
Vote By Mail	241	1,028	Vote By Mail	119	202
Election Day	200	1,028	Election Day	102	155
Total	441	1,028	Total	221	357
BAPO106 0			BAPO106 0		
Vote By Mail	299	783	Vote By Mail	161	265
Election Day	173	783	Election Day	95	141
Total	472	783	Total	256	406
BAPO107 0			BAPO107 0		
Vote By Mail	411	1,002	Vote By Mail	226	342
Election Day	243	1,002	Election Day	134	189
Total	654	1,002	Total	360	531
BAPO108 0			BAPO108 0		
Vote By Mail	164	572	Vote By Mail	90	146
Election Day	167	572	Election Day	77	134
Total	331	572	Total	167	280
BAPO109 0			BAPO109 0		
Vote By Mail	238	868	Vote By Mail	137	200
Election Day	200	868	Election Day	125	176
Total	438	868	Total	262	376
BAPO801 0			BAPO801 0		
Vote By Mail	4	7	Vote By Mail	2	4
Election Day	0	7	Election Day	0	0
Total	4	7	Total	2	4
BAPO802 0			BAPO802 0		
Vote By Mail	3	5	Vote By Mail	1	1
Election Day	0	5	Election Day	0	0
Total	3	5	Total	1	1
BETH101			BETH101		
Vote By Mail	602	1,430	Vote By Mail	302	494
Election Day	385	1,430	Election Day	192	278
Total	987	1,430	Total	494	772
BETH801 0			BETH801 0		
Vote By Mail	0	1	Vote By Mail	0	0
Election Day	0	1	Election Day	0	0
Total	0	1	Total	0	0
BKDI801 0			BKDI801 0		
Vote By Mail	9	13	Vote By Mail	7	9
Election Day	0	13	Election Day	0	0
Total	9	13	Total	7	9
BKDI802 0			BKDI802 0		
Vote By Mail	205	296	Vote By Mail	113	172
Election Day	0	296	Election Day	0	0
Total	205	296	Total	113	172
BKDI803 0			BKDI803 0		
Vote By Mail	2	2	Vote By Mail	0	1
Election Day	0	2	Election Day	0	0
Total	2	2	Total	0	1

BKDI804			BKDI804				
Vote By Mail	2	2	Vote By Mail	2	0	2	
Election Day	0	2	Election Day	0	0	0	
Total	2	2	Total	2	0	2	
BREN101 0			BREN101 0				
Vote By Mail	552	1,412	Vote By Mail	274	189	463	
Election Day	234	1,412	Election Day	140	53	193	
Total	786	1,412	Total	414	242	656	
BREN102 0			BREN102 0				
Vote By Mail	368	857	Vote By Mail	220	89	309	
Election Day	232	857	Election Day	105	77	182	
Total	600	857	Total	325	166	491	
BREN103 0			BREN103 0				
Vote By Mail	539	1,347	Vote By Mail	304	138	442	
Election Day	312	1,347	Election Day	165	76	241	
Total	851	1,347	Total	469	214	683	
BREN104 0			BREN104 0				
Vote By Mail	446	911	Vote By Mail	237	125	362	
Election Day	269	911	Election Day	146	67	213	
Total	715	911	Total	383	192	575	
BREN105			BREN105				
Vote By Mail	223	605	Vote By Mail	121	65	186	
Election Day	103	605	Election Day	49	35	84	
Total	326	605	Total	170	100	270	
BREN106 0			BREN106 0				
Vote By Mail	196	551	Vote By Mail	108	61	169	
Election Day	132	551	Election Day	73	31	104	
Total	328	551	Total	181	92	273	
BREN107 0			BREN107 0				
Vote By Mail	532	1,401	Vote By Mail	286	162	448	
Election Day	276	1,401	Election Day	142	70	212	
Total	808	1,401	Total	428	232	660	
BREN108 0			BREN108 0				
Vote By Mail	594	1,348	Vote By Mail	301	203	504	
Election Day	259	1,348	Election Day	126	76	202	
Total	853	1,348	Total	427	279	706	
BREN109 0			BREN109 0				
Vote By Mail	591	1,348	Vote By Mail	318	164	482	
Election Day	269	1,348	Election Day	135	62	197	
Total	860	1,348	Total	453	226	679	
BREN110 0			BREN110 0				
Vote By Mail	523	1,115	Vote By Mail	297	142	439	
Election Day	216	1,115	Election Day	105	61	166	
Total	739	1,115	Total	402	203	605	
BREN111 0			BREN111 0				
Vote By Mail	745	1,640	Vote By Mail	415	222	637	
Election Day	380	1,640	Election Day	200	112	312	
Total	1,125	1,640	Total	615	334	949	
BREN112 0			BREN112 0				
Vote By Mail	378	1,058	Vote By Mail	204	117	321	
Election Day	235	1,058	Election Day	112	75	187	
Total	613	1,058	Total	316	192	508	
BREN113 0			BREN113 0				
Vote By Mail	386	910	Vote By Mail	213	103	316	
Election Day	222	910	Election Day	115	54	169	
Total	608	910	Total	328	157	485	
BREN114 0			BREN114 0				
Vote By Mail	292	688	Vote By Mail	160	91	251	
Election Day	151	688	Election Day	74	37	111	
Total	443	688	Total	234	128	362	
BREN115 0			BREN115 0				
Vote By Mail	311	826	Vote By Mail	156	96	252	
Election Day	218	826	Election Day	130	45	175	
Total	529	826	Total	286	141	427	
BREN116 0			BREN116 0				
Vote By Mail	960	1,610	Vote By Mail	434	330	764	
Election Day	257	1,610	Election Day	134	64	198	
Total	1,217	1,610	Total	568	394	962	
BREN117 0			BREN117 0				
Vote By Mail	237	620	Vote By Mail	119	64	183	
Election Day	151	620	Election Day	76	35	111	
Total	388	620	Total	195	99	294	

BREN118 0				BREN118 0			
Vote By Mail	471	1,161		Vote By Mail	266	127	393
Election Day	240	1,161		Election Day	138	68	206
Total	711	1,161		Total	404	195	599
BREN119 0				BREN119 0			
Vote By Mail	531	1,294		Vote By Mail	245	188	433
Election Day	224	1,294		Election Day	108	70	178
Total	755	1,294		Total	353	258	611
BREN120 0				BREN120 0			
Vote By Mail	343	862		Vote By Mail	171	107	278
Election Day	182	862		Election Day	84	48	132
Total	525	862		Total	255	155	410
BREN121 0				BREN121 0			
Vote By Mail	409	571		Vote By Mail	180	163	343
Election Day	77	571		Election Day	34	33	67
Total	486	571		Total	214	196	410
BREN122 0				BREN122 0			
Vote By Mail	366	902		Vote By Mail	183	103	286
Election Day	201	902		Election Day	96	45	141
Total	567	902		Total	279	148	427
BREN123 0				BREN123 0			
Vote By Mail	454	1,043		Vote By Mail	241	142	383
Election Day	252	1,043		Election Day	124	62	186
Total	706	1,043		Total	365	204	569
BREN124 0				BREN124 0			
Vote By Mail	580	1,470		Vote By Mail	294	191	485
Election Day	372	1,470		Election Day	189	102	291
Total	952	1,470		Total	483	293	776
BREN125 0				BREN125 0			
Vote By Mail	100	270		Vote By Mail	55	21	76
Election Day	60	270		Election Day	33	10	43
Total	160	270		Total	88	31	119
BREN126 0				BREN126 0			
Vote By Mail	499	1,103		Vote By Mail	227	180	407
Election Day	264	1,103		Election Day	136	70	206
Total	763	1,103		Total	363	250	613
BREN127 0				BREN127 0			
Vote By Mail	1,136	1,612		Vote By Mail	495	479	974
Election Day	240	1,612		Election Day	103	94	197
Total	1,376	1,612		Total	598	573	1,171
BREN128 0				BREN128 0			
Vote By Mail	1,069	1,451		Vote By Mail	486	382	868
Election Day	203	1,451		Election Day	97	66	163
Total	1,272	1,451		Total	583	448	1,031
BREN129 0				BREN129 0			
Vote By Mail	272	574		Vote By Mail	124	78	202
Election Day	106	574		Election Day	61	18	79
Total	378	574		Total	185	96	281
BREN130 0				BREN130 0			
Vote By Mail	444	1,072		Vote By Mail	227	148	375
Election Day	202	1,072		Election Day	117	47	164
Total	646	1,072		Total	344	195	539
BREN131 0				BREN131 0			
Vote By Mail	302	660		Vote By Mail	178	67	245
Election Day	140	660		Election Day	76	31	107
Total	442	660		Total	254	98	352
BREN132 0				BREN132 0			
Vote By Mail	305	734		Vote By Mail	164	90	254
Election Day	167	734		Election Day	77	46	123
Total	472	734		Total	241	136	377
BREN133 0				BREN133 0			
Vote By Mail	344	786		Vote By Mail	189	91	280
Election Day	180	786		Election Day	82	50	132
Total	524	786		Total	271	141	412
BREN801 0				BREN801 0			
Vote By Mail	4	7		Vote By Mail	1	3	4
Election Day	0	7		Election Day	0	0	0
Total	4	7		Total	1	3	4
BREN802 0				BREN802 0			
Vote By Mail	70	113		Vote By Mail	32	20	52
Election Day	0	113		Election Day	0	0	0
Total	70	113		Total	32	20	52

BRVL101			BRVL101				
	Vote By Mail	178	304	Vote By Mail	103	45	148
	Election Day	47	304	Election Day	23	6	29
	Total	225	304	Total	126	51	177
BRVL801			BRVL801				
	Vote By Mail	29	34	Vote By Mail	15	7	22
	Election Day	0	34	Election Day	0	0	0
	Total	29	34	Total	15	7	22
BYRN101 0			BYRN101 0				
	Vote By Mail	240	508	Vote By Mail	131	68	199
	Election Day	82	508	Election Day	46	14	60
	Total	322	508	Total	177	82	259
BYRN801			BYRN801				
	Vote By Mail	117	167	Vote By Mail	73	22	95
	Election Day	0	167	Election Day	0	0	0
	Total	117	167	Total	73	22	95
BYRN802			BYRN802				
	Vote By Mail	41	60	Vote By Mail	19	9	28
	Election Day	0	60	Election Day	0	0	0
	Total	41	60	Total	19	9	28
BYRN803 0			BYRN803 0				
	Vote By Mail	2	4	Vote By Mail	1	0	1
	Election Day	0	4	Election Day	0	0	0
	Total	2	4	Total	1	0	1
CLYD101 0			CLYD101 0				
	Vote By Mail	141	495	Vote By Mail	93	25	118
	Election Day	178	495	Election Day	103	28	131
	Total	319	495	Total	196	53	249
CONC101 0			CONC101 0				
	Vote By Mail	241	683	Vote By Mail	119	80	199
	Election Day	152	683	Election Day	82	41	123
	Total	393	683	Total	201	121	322
CONC102 0			CONC102 0				
	Vote By Mail	360	1,010	Vote By Mail	186	109	295
	Election Day	249	1,010	Election Day	122	63	185
	Total	609	1,010	Total	308	172	480
CONC103			CONC103				
	Vote By Mail	474	1,062	Vote By Mail	241	154	395
	Election Day	197	1,062	Election Day	110	50	160
	Total	671	1,062	Total	351	204	555
CONC104 0			CONC104 0				
	Vote By Mail	413	951	Vote By Mail	226	110	336
	Election Day	231	951	Election Day	116	55	171
	Total	644	951	Total	342	165	507
CONC105 0			CONC105 0				
	Vote By Mail	438	1,038	Vote By Mail	238	127	365
	Election Day	243	1,038	Election Day	126	62	188
	Total	681	1,038	Total	364	189	553
CONC106 0			CONC106 0				
	Vote By Mail	425	1,049	Vote By Mail	259	87	346
	Election Day	184	1,049	Election Day	94	43	137
	Total	609	1,049	Total	353	130	483
CONC107 0			CONC107 0				
	Vote By Mail	484	1,191	Vote By Mail	252	150	402
	Election Day	295	1,191	Election Day	164	60	224
	Total	779	1,191	Total	416	210	626
CONC108 0			CONC108 0				
	Vote By Mail	417	952	Vote By Mail	232	122	354
	Election Day	248	952	Election Day	133	51	184
	Total	665	952	Total	365	173	538
CONC109 0			CONC109 0				
	Vote By Mail	461	1,168	Vote By Mail	231	125	356
	Election Day	300	1,168	Election Day	156	65	221
	Total	761	1,168	Total	387	190	577
CONC110 0			CONC110 0				
	Vote By Mail	404	957	Vote By Mail	200	144	344
	Election Day	244	957	Election Day	116	64	180
	Total	648	957	Total	316	208	524
CONC111 0			CONC111 0				
	Vote By Mail	418	1,039	Vote By Mail	220	130	350
	Election Day	251	1,039	Election Day	134	64	198
	Total	669	1,039	Total	354	194	548

CONC112 0				CONC112 0				
	Vote By Mail	403	1,038		Vote By Mail	239	92	331
	Election Day	251	1,038		Election Day	138	58	196
	Total	654	1,038		Total	377	150	527
CONC113 0				CONC113 0				
	Vote By Mail	502	1,180		Vote By Mail	292	138	430
	Election Day	242	1,180		Election Day	113	62	175
	Total	744	1,180		Total	405	200	605
CONC114 0				CONC114 0				
	Vote By Mail	419	875		Vote By Mail	208	131	339
	Election Day	240	875		Election Day	136	48	184
	Total	659	875		Total	344	179	523
CONC115 0				CONC115 0				
	Vote By Mail	616	1,400		Vote By Mail	321	174	495
	Election Day	380	1,400		Election Day	198	99	297
	Total	996	1,400		Total	519	273	792
CONC116 0				CONC116 0				
	Vote By Mail	514	1,377		Vote By Mail	262	159	421
	Election Day	220	1,377		Election Day	117	56	173
	Total	734	1,377		Total	379	215	594
CONC117 0				CONC117 0				
	Vote By Mail	458	1,228		Vote By Mail	250	139	389
	Election Day	227	1,228		Election Day	99	64	163
	Total	685	1,228		Total	349	203	552
CONC118 0				CONC118 0				
	Vote By Mail	546	1,632		Vote By Mail	259	200	459
	Election Day	346	1,632		Election Day	184	99	283
	Total	892	1,632		Total	443	299	742
CONC120 0				CONC120 0				
	Vote By Mail	514	1,139		Vote By Mail	266	162	428
	Election Day	233	1,139		Election Day	109	66	175
	Total	747	1,139		Total	375	228	603
CONC121 0				CONC121 0				
	Vote By Mail	415	1,069		Vote By Mail	227	118	345
	Election Day	282	1,069		Election Day	143	70	213
	Total	697	1,069		Total	370	188	558
CONC122 0				CONC122 0				
	Vote By Mail	411	871		Vote By Mail	194	130	324
	Election Day	208	871		Election Day	101	58	159
	Total	619	871		Total	295	188	483
CONC123 0				CONC123 0				
	Vote By Mail	476	1,132		Vote By Mail	250	147	397
	Election Day	314	1,132		Election Day	161	78	239
	Total	790	1,132		Total	411	225	636
CONC128 0				CONC128 0				
	Vote By Mail	602	1,181		Vote By Mail	273	199	472
	Election Day	313	1,181		Election Day	171	65	236
	Total	915	1,181		Total	444	264	708
CONC129 0				CONC129 0				
	Vote By Mail	401	929		Vote By Mail	221	106	327
	Election Day	218	929		Election Day	113	55	168
	Total	619	929		Total	334	161	495
CONC130 0				CONC130 0				
	Vote By Mail	242	646		Vote By Mail	114	73	187
	Election Day	154	646		Election Day	76	40	116
	Total	396	646		Total	190	113	303
CONC145 0				CONC145 0				
	Vote By Mail	368	1,077		Vote By Mail	188	133	321
	Election Day	216	1,077		Election Day	118	47	165
	Total	584	1,077		Total	306	180	486
CONC146 0				CONC146 0				
	Vote By Mail	396	989		Vote By Mail	200	117	317
	Election Day	201	989		Election Day	111	44	155
	Total	597	989		Total	311	161	472
CONC148 0				CONC148 0				
	Vote By Mail	587	1,373		Vote By Mail	308	162	470
	Election Day	336	1,373		Election Day	195	65	260
	Total	923	1,373		Total	503	227	730
CONC149 0				CONC149 0				
	Vote By Mail	430	1,002		Vote By Mail	226	128	354
	Election Day	262	1,002		Election Day	130	50	180
	Total	692	1,002		Total	356	178	534

CONC150 0			CONC150 0					
	Vote By Mail	479	1,027		Vote By Mail	230	154	384
	Election Day	294	1,027		Election Day	118	89	207
	Total	773	1,027		Total	348	243	591
CONC151 0			CONC151 0					
	Vote By Mail	273	522		Vote By Mail	125	90	215
	Election Day	117	522		Election Day	63	22	85
	Total	390	522		Total	188	112	300
CONC163 0			CONC163 0					
	Vote By Mail	331	785		Vote By Mail	164	116	280
	Election Day	175	785		Election Day	102	31	133
	Total	506	785		Total	266	147	413
CONC165 0			CONC165 0					
	Vote By Mail	248	834		Vote By Mail	116	79	195
	Election Day	220	834		Election Day	107	61	168
	Total	468	834		Total	223	140	363
CONC801			CONC801					
	Vote By Mail	34	44		Vote By Mail	13	12	25
	Election Day	0	44		Election Day	0	0	0
	Total	34	44		Total	13	12	25
CONC802 0			CONC802 0					
	Vote By Mail	5	26		Vote By Mail	5	0	5
	Election Day	0	26		Election Day	0	0	0
	Total	5	26		Total	5	0	5
CONC803 0			CONC803 0					
	Vote By Mail	0	0		Vote By Mail	0	0	0
	Election Day	0	0		Election Day	0	0	0
	Total	0	0		Total	0	0	0
DBAY101 0			DBAY101 0					
	Vote By Mail	773	1,699		Vote By Mail	384	245	629
	Election Day	349	1,699		Election Day	175	86	261
	Total	1,122	1,699		Total	559	331	890
DBAY102 0			DBAY102 0					
	Vote By Mail	686	1,531		Vote By Mail	366	196	562
	Election Day	254	1,531		Election Day	129	58	187
	Total	940	1,531		Total	495	254	749
DBAY103 0			DBAY103 0					
	Vote By Mail	376	781		Vote By Mail	187	100	287
	Election Day	151	781		Election Day	85	28	113
	Total	527	781		Total	272	128	400
DBAY104 0			DBAY104 0					
	Vote By Mail	639	1,261		Vote By Mail	343	182	525
	Election Day	334	1,261		Election Day	160	82	242
	Total	973	1,261		Total	503	264	767
DBAY105			DBAY105					
	Vote By Mail	238	627		Vote By Mail	130	57	187
	Election Day	106	627		Election Day	53	27	80
	Total	344	627		Total	183	84	267
DBAY106 0			DBAY106 0					
	Vote By Mail	858	1,668		Vote By Mail	442	211	653
	Election Day	322	1,668		Election Day	178	69	247
	Total	1,180	1,668		Total	620	280	900
DBAY107 0			DBAY107 0					
	Vote By Mail	602	1,072		Vote By Mail	313	159	472
	Election Day	205	1,072		Election Day	107	37	144
	Total	807	1,072		Total	420	196	616
DBAY801			DBAY801					
	Vote By Mail	142	209		Vote By Mail	77	29	106
	Election Day	0	209		Election Day	0	0	0
	Total	142	209		Total	77	29	106
FAIR801 0			FAIR801 0					
	Vote By Mail	1	3		Vote By Mail	0	1	1
	Election Day	0	3		Election Day	0	0	0
	Total	1	3		Total	0	1	1
KNGT101			KNGT101					
	Vote By Mail	414	885		Vote By Mail	214	117	331
	Election Day	194	885		Election Day	82	52	134
	Total	608	885		Total	296	169	465
KNGT801 0			KNGT801 0					
	Vote By Mail	35	53		Vote By Mail	12	17	29
	Election Day	0	53		Election Day	0	0	0
	Total	35	53		Total	12	17	29

KNGT802 0			KNGT802 0		
Vote By Mail	8	10	Vote By Mail	2	4
Election Day	0	10	Election Day	0	0
Total	8	10	Total	2	4
KNGT803 0			KNGT803 0		
Vote By Mail	69	127	Vote By Mail	32	53
Election Day	0	127	Election Day	0	0
Total	69	127	Total	32	53
KNGT804 0			KNGT804 0		
Vote By Mail	66	101	Vote By Mail	34	52
Election Day	0	101	Election Day	0	0
Total	66	101	Total	34	52
MARC801 0			MARC801 0		
Vote By Mail	164	232	Vote By Mail	97	143
Election Day	0	232	Election Day	0	0
Total	164	232	Total	97	143
MARC802 0			MARC802 0		
Vote By Mail	21	33	Vote By Mail	6	13
Election Day	0	33	Election Day	0	0
Total	21	33	Total	6	13
MARC803 0			MARC803 0		
Vote By Mail	21	31	Vote By Mail	9	13
Election Day	0	31	Election Day	0	0
Total	21	31	Total	9	13
NICH801 0			NICH801 0		
Vote By Mail	6	7	Vote By Mail	4	5
Election Day	0	7	Election Day	0	0
Total	6	7	Total	4	5
NRTV801			NRTV801		
Vote By Mail	7	8	Vote By Mail	3	5
Election Day	0	8	Election Day	0	0
Total	7	8	Total	3	5
NRTV802			NRTV802		
Vote By Mail	10	13	Vote By Mail	6	8
Election Day	0	13	Election Day	0	0
Total	10	13	Total	6	8
OKLY101 0			OKLY101 0		
Vote By Mail	411	1,071	Vote By Mail	214	358
Election Day	184	1,071	Election Day	97	139
Total	595	1,071	Total	311	497
OKLY102 0			OKLY102 0		
Vote By Mail	437	1,114	Vote By Mail	269	366
Election Day	234	1,114	Election Day	123	181
Total	671	1,114	Total	392	547
OKLY103 0			OKLY103 0		
Vote By Mail	458	1,169	Vote By Mail	260	388
Election Day	259	1,169	Election Day	133	205
Total	717	1,169	Total	393	593
OKLY104			OKLY104		
Vote By Mail	652	1,746	Vote By Mail	361	545
Election Day	339	1,746	Election Day	177	267
Total	991	1,746	Total	538	812
OKLY105 0			OKLY105 0		
Vote By Mail	452	1,080	Vote By Mail	253	391
Election Day	194	1,080	Election Day	100	156
Total	646	1,080	Total	353	547
OKLY106 0			OKLY106 0		
Vote By Mail	544	1,276	Vote By Mail	297	458
Election Day	277	1,276	Election Day	144	219
Total	821	1,276	Total	441	677
OKLY107 0			OKLY107 0		
Vote By Mail	276	771	Vote By Mail	157	241
Election Day	138	771	Election Day	74	114
Total	414	771	Total	231	355
OKLY108 0			OKLY108 0		
Vote By Mail	308	908	Vote By Mail	175	266
Election Day	213	908	Election Day	110	163
Total	521	908	Total	285	429
OKLY109 0			OKLY109 0		
Vote By Mail	324	970	Vote By Mail	169	276
Election Day	157	970	Election Day	82	127
Total	481	970	Total	251	403

OKLY110 0			OKLY110 0		
Vote By Mail	388	1,032	Vote By Mail	204	116
Election Day	290	1,032	Election Day	162	71
Total	678	1,032	Total	366	187
OKLY111 0			OKLY111 0		
Vote By Mail	320	889	Vote By Mail	177	92
Election Day	181	889	Election Day	110	43
Total	501	889	Total	287	135
OKLY112 0			OKLY112 0		
Vote By Mail	316	850	Vote By Mail	186	84
Election Day	175	850	Election Day	111	32
Total	491	850	Total	297	116
OKLY113 0			OKLY113 0		
Vote By Mail	679	1,664	Vote By Mail	387	204
Election Day	310	1,664	Election Day	167	73
Total	989	1,664	Total	554	277
OKLY114 0			OKLY114 0		
Vote By Mail	519	1,285	Vote By Mail	270	151
Election Day	268	1,285	Election Day	144	59
Total	787	1,285	Total	414	210
OKLY115 0			OKLY115 0		
Vote By Mail	452	1,129	Vote By Mail	278	116
Election Day	181	1,129	Election Day	91	48
Total	633	1,129	Total	369	164
OKLY116 0			OKLY116 0		
Vote By Mail	550	1,443	Vote By Mail	319	145
Election Day	264	1,443	Election Day	123	80
Total	814	1,443	Total	442	225
OKLY117 0			OKLY117 0		
Vote By Mail	330	996	Vote By Mail	189	91
Election Day	191	996	Election Day	104	46
Total	521	996	Total	293	137
OKLY118 0			OKLY118 0		
Vote By Mail	259	672	Vote By Mail	138	70
Election Day	110	672	Election Day	67	20
Total	369	672	Total	205	90
OKLY119 0			OKLY119 0		
Vote By Mail	287	828	Vote By Mail	153	93
Election Day	122	828	Election Day	52	47
Total	409	828	Total	205	140
OKLY801			OKLY801		
Vote By Mail	3	5	Vote By Mail	2	1
Election Day	0	5	Election Day	0	0
Total	3	5	Total	2	1
PACH102 0			PACH102 0		
Vote By Mail	323	832	Vote By Mail	162	100
Election Day	195	832	Election Day	100	48
Total	518	832	Total	262	148
PACH803 0			PACH803 0		
Vote By Mail	2	2	Vote By Mail	2	0
Election Day	0	2	Election Day	0	0
Total	2	2	Total	2	0
PTTS101 0			PTTS101 0		
Vote By Mail	534	1,348	Vote By Mail	279	169
Election Day	181	1,348	Election Day	96	50
Total	715	1,348	Total	375	219
PTTS102 0			PTTS102 0		
Vote By Mail	393	981	Vote By Mail	216	116
Election Day	157	981	Election Day	87	39
Total	550	981	Total	303	155
PTTS103 0			PTTS103 0		
Vote By Mail	348	943	Vote By Mail	176	116
Election Day	185	943	Election Day	101	51
Total	533	943	Total	277	167
PTTS104 0			PTTS104 0		
Vote By Mail	423	1,187	Vote By Mail	224	130
Election Day	217	1,187	Election Day	109	63
Total	640	1,187	Total	333	193
PTTS105 0			PTTS105 0		
Vote By Mail	180	510	Vote By Mail	110	49
Election Day	113	510	Election Day	63	31
Total	293	510	Total	173	80

PTTS106 0			PTTS106 0		
Vote By Mail	335	938	Vote By Mail	164	293
Election Day	244	938	Election Day	127	204
Total	579	938	Total	291	497
PTTS107			PTTS107		
Vote By Mail	419	1,162	Vote By Mail	231	382
Election Day	270	1,162	Election Day	141	222
Total	689	1,162	Total	372	604
PTTS108			PTTS108		
Vote By Mail	363	1,247	Vote By Mail	171	297
Election Day	266	1,247	Election Day	141	218
Total	629	1,247	Total	312	515
PTTS109 0			PTTS109 0		
Vote By Mail	291	1,088	Vote By Mail	144	258
Election Day	214	1,088	Election Day	124	187
Total	505	1,088	Total	268	445
PTTS110 0			PTTS110 0		
Vote By Mail	282	999	Vote By Mail	138	245
Election Day	260	999	Election Day	137	213
Total	542	999	Total	275	458
PTTS111 0			PTTS111 0		
Vote By Mail	396	961	Vote By Mail	193	345
Election Day	171	961	Election Day	80	137
Total	567	961	Total	273	482
PTTS112 0			PTTS112 0		
Vote By Mail	321	890	Vote By Mail	164	278
Election Day	190	890	Election Day	104	153
Total	511	890	Total	268	431
PTTS113			PTTS113		
Vote By Mail	266	929	Vote By Mail	143	234
Election Day	199	929	Election Day	110	176
Total	465	929	Total	253	410
PTTS114 0			PTTS114 0		
Vote By Mail	389	1,078	Vote By Mail	187	346
Election Day	252	1,078	Election Day	131	220
Total	641	1,078	Total	318	566
PTTS115 0			PTTS115 0		
Vote By Mail	442	1,078	Vote By Mail	191	389
Election Day	245	1,078	Election Day	125	196
Total	687	1,078	Total	316	585
PTTS116 0			PTTS116 0		
Vote By Mail	332	843	Vote By Mail	170	288
Election Day	136	843	Election Day	73	121
Total	468	843	Total	243	409
PTTS117 0			PTTS117 0		
Vote By Mail	301	657	Vote By Mail	143	268
Election Day	148	657	Election Day	78	115
Total	449	657	Total	221	383
PTTS118 0			PTTS118 0		
Vote By Mail	352	891	Vote By Mail	192	298
Election Day	200	891	Election Day	105	165
Total	552	891	Total	297	463
PTTS119 0			PTTS119 0		
Vote By Mail	306	815	Vote By Mail	160	260
Election Day	167	815	Election Day	79	140
Total	473	815	Total	239	400
PTTS120			PTTS120		
Vote By Mail	282	644	Vote By Mail	141	239
Election Day	144	644	Election Day	85	114
Total	426	644	Total	226	353
PTTS121 0			PTTS121 0		
Vote By Mail	217	835	Vote By Mail	110	190
Election Day	200	835	Election Day	103	168
Total	417	835	Total	213	358
PTTS122 0			PTTS122 0		
Vote By Mail	219	831	Vote By Mail	124	191
Election Day	197	831	Election Day	93	166
Total	416	831	Total	217	357
PTTS123 0			PTTS123 0		
Vote By Mail	199	676	Vote By Mail	108	179
Election Day	131	676	Election Day	81	111
Total	330	676	Total	189	290

PTTS124 0			PTTS124 0		
Vote By Mail	202	609	Vote By Mail	97	84
Election Day	150	609	Election Day	91	40
Total	352	609	Total	188	124
PTTS125 0			PTTS125 0		
Vote By Mail	369	1,135	Vote By Mail	174	148
Election Day	208	1,135	Election Day	115	61
Total	577	1,135	Total	289	209
PTTS126 0			PTTS126 0		
Vote By Mail	238	840	Vote By Mail	124	81
Election Day	258	840	Election Day	132	70
Total	496	840	Total	256	151
PTTS127 0			PTTS127 0		
Vote By Mail	259	698	Vote By Mail	144	81
Election Day	144	698	Election Day	77	40
Total	403	698	Total	221	121
PTTS128 0			PTTS128 0		
Vote By Mail	392	1,119	Vote By Mail	206	147
Election Day	217	1,119	Election Day	117	73
Total	609	1,119	Total	323	220
PTTS129 0			PTTS129 0		
Vote By Mail	525	1,352	Vote By Mail	245	192
Election Day	268	1,352	Election Day	145	78
Total	793	1,352	Total	390	270
PTTS130 0			PTTS130 0		
Vote By Mail	270	910	Vote By Mail	140	95
Election Day	187	910	Election Day	103	60
Total	457	910	Total	243	155
PTTS131 0			PTTS131 0		
Vote By Mail	353	949	Vote By Mail	190	122
Election Day	177	949	Election Day	87	59
Total	530	949	Total	277	181
PTTS132 0			PTTS132 0		
Vote By Mail	411	1,070	Vote By Mail	245	106
Election Day	307	1,070	Election Day	168	79
Total	718	1,070	Total	413	185
PTTS133 0			PTTS133 0		
Vote By Mail	292	830	Vote By Mail	138	97
Election Day	177	830	Election Day	105	43
Total	469	830	Total	243	140
PTTS134 0			PTTS134 0		
Vote By Mail	307	819	Vote By Mail	145	105
Election Day	173	819	Election Day	96	48
Total	480	819	Total	241	153
PTTS135 0			PTTS135 0		
Vote By Mail	243	756	Vote By Mail	127	81
Election Day	182	756	Election Day	93	52
Total	425	756	Total	220	133
PTTS801 0			PTTS801 0		
Vote By Mail	4	4	Vote By Mail	2	1
Election Day	0	4	Election Day	0	0
Total	4	4	Total	2	1
PTTS802 0			PTTS802 0		
Vote By Mail	0	0	Vote By Mail	0	0
Election Day	0	0	Election Day	0	0
Total	0	0	Total	0	0
TASJ802 0			TASJ802 0		
Vote By Mail	127	157	Vote By Mail	58	26
Election Day	0	157	Election Day	0	0
Total	127	157	Total	58	26
VIER801 0			VIER801 0		
Vote By Mail	12	16	Vote By Mail	6	2
Election Day	0	16	Election Day	0	0
Total	12	16	Total	6	2
VINE102 0			VINE102 0		
Vote By Mail	239	675	Vote By Mail	133	77
Election Day	156	675	Election Day	88	37
Total	395	675	Total	221	114
VINE801 0			VINE801 0		
Vote By Mail	109	168	Vote By Mail	64	24
Election Day	0	168	Election Day	0	0
Total	109	168	Total	64	24

VINE802 0			VINE802 0		
Vote By Mail	83	128	Vote By Mail	50	71
Election Day	0	128	Election Day	0	0
Total	83	128	Total	50	71
Countywide - Total	120,313	199,033	Countywide - Total	62,743	99,558
Cumulative			Cumulative		
Cumulative			Cumulative		
Vote By Mail	0	0	Vote By Mail	0	0
Election Day	0	0	Election Day	0	0
Total	0	0	Total	0	0
Cumulative - Total	0	0	Cumulative - Total	0	0
Electionwide - Total	120,313	199,033	Electionwide - Total	62,743	99,558



CITY AND COUNTY OF SAN FRANCISCO
DEPARTMENT OF ELECTIONS

John Arntz, Director

Honorable Members
Board of Supervisors
City and County of San Francisco
1 Dr. Carlton B. Goodlett Place, Room 244
San Francisco, California 94102

Statement of the Results
City and County of San Francisco
Consolidated General Election – November 6, 2018

I, John Arntz, Director of Elections, certify that I have canvassed the ballots cast in the Consolidated General Election held on Tuesday, November 6, 2018, in the City and County of San Francisco (City), in the manner required by Division 15 of the California Elections Code.

I certify that I began the canvass immediately upon the close of the polls and, as a result of the tabulation of all votes recorded, present a complete record entitled "Statement of the Results of the San Francisco Consolidated General Election – November 6, 2018." I also certify that 372,848 voters cast ballots; therefore, 74.49% of San Francisco's 500,516 registered voters participated in this election.

The 74.49% turnout represents the highest percentage turnout for a mid-term election in the City since 1938 when nearly 76% of the City's 340,739 then-registered voters cast ballots. The highest known mid-term turnout occurred in 1914 when 83% of San Francisco's 161,846 registered voters participated.

In accordance with California Elections Code section 15374, I certify that this Statement of the Results provides the total number of votes cast for each candidate and for and against each measure. The precinct detail of all votes cast appears in the Statement of the Vote, which is posted on the Department of Elections' website at sfelections.org/results and is incorporated by reference into this Statement of the Results.

This Statement of the Results includes tables that summarize total votes cast in each contest, and for and against each proposition, and is organized as follows:

A. Voter-Nominated Offices

1. Governor
2. Lieutenant Governor
3. Secretary of State
4. State Controller
5. State Treasurer
6. Attorney General
7. Insurance Commissioner
8. Board of Equalization Member, District 2
9. United States Senator
10. United States Representative, District 12
11. United States Representative, District 13
12. United States Representative, District 14
13. State Assembly Member, District 17
14. State Assembly Member, District 19

English (415) 554-4375
Fax (415) 554-7344
TTY (415) 554-4386

sfelections.org
1 Dr. Carlton B. Goodlett Place
City Hall, Room 48, San Francisco, CA 94102

中文 (415) 554-4367
Español (415) 554-4366
Filipino (415) 554-4310

B. Nonpartisan Offices

1. Associate Justices, Supreme Court
2. Presiding Justice, Court of Appeal, District 1, Division 1
3. Associate Justice, Court of Appeal, District 1, Division 1
4. Associate Justices, Court of Appeal, District 1, Division 2
5. Presiding Justice, Court of Appeal, District 1, Division 3
6. Associate Justices, Court of Appeal, District 1, Division 4
7. Presiding Justice, Court of Appeal, District 1, Division 5
8. State Superintendent of Public Instruction

C. District Offices

1. Members, Board of Education
2. Members, Community College Board
3. Director, Bay Area Rapid Transit (BART), District 8

D. City Offices

1. Assessor-Recorder
2. Public Defender
3. Member, Board of Supervisors, District 2
4. Member, Board of Supervisors, District 4
5. Member, Board of Supervisors, District 6
6. Member, Board of Supervisors, District 8
7. Member, Board of Supervisors, District 10

E. State Propositions

1. 1, "Authorizes Bonds to Fund Specified Housing Assistance Programs. Legislative Statute."
2. 2, "Authorizes Bonds to Fund Existing Housing Program for Individuals with Mental Illness. Legislative Statute."
3. 3, "Authorizes Bonds to Fund Projects for Water Supply and Quality, Watershed, Fish, Wildlife, Water Conveyance, and Groundwater Sustainability and Storage. Initiative Statute."
4. 4, "Authorizes Bonds Funding Construction at Hospitals Providing Children's Health Care. Initiative Statute."
5. 5, "Changes Requirements for Certain Property Owners to Transfer Their Property Tax Base to Replacement Property. Initiative Constitutional Amendment and Statute."
6. 6, "Eliminates Certain Road Repair and Transportation Funding. Requires Certain Fuel Taxes and Vehicle Fees be Approved by the Electorate. Initiative Constitutional Amendment."
7. 7, "Conforms California Daylight Saving Time to Federal Law. Allows Legislature to Change Daylight Saving Time Period. Legislative Statute."
8. 8, "Regulates Amounts Outpatient Kidney Dialysis Clinics Charge for Dialysis Treatment. Initiative Statute."
9. 9, Proposition 9 was removed from the ballot by order of the California Supreme Court.
10. 10, "Expands Local Governments' Authority to Enact Rent Control on Residential Property. Initiative Statute."
11. 11, "Requires Private-Sector Emergency Ambulance Employees to Remain On-Call During Work Breaks. Eliminates Certain Employer Liability. Initiative Statute."
12. 12, "Establishes New Standards for Confinement of Specified Farm Animals; Bans Sale of Noncomplying Products. Initiative Statute."

F. City Propositions

1. A, "Embarcadero Seawall Earthquake Safety Bond."
2. B, "City Privacy Guidelines."
3. C, "Additional Business Taxes to Fund Homeless Services."
4. D, "Additional Tax on Cannabis Businesses; Expanding the Businesses Subject to Business Taxes."
5. E, "Partial Allocation of Hotel Tax for Arts and Cultural Purposes."

This Statement of the Results does not report votes in the contest for United States Representative, District 13, because no registered San Francisco voters live in the District. The boundaries for the District attributed to the City encompass a small triangle of land located on the extreme southwest corner of Alameda Island, which lies across the San Francisco Bay from the City. Other than this uninhabited portion of Alameda Island, District 13 is entirely comprised of territory within Alameda County.

For each results table, the candidates and ballot measure positions that received the most votes are preceded by arrows (→). Since this Statement records votes cast in San Francisco only, the overall results may differ for any contests or measures appearing on ballots in multiple counties.

For this election, all voters received four-card ballots, with the content on each card as follows:


- Card 1:** Voter-nominated offices for Governor, Lieutenant Governor, Secretary of State, State Controller, State Treasurer, Attorney General, Insurance Commissioner, Board of Equalization Member (District 2), United States Senator, United States Representative (District 12 or 14), and State Assembly Member (District 17 or 19). Nonpartisan offices for Associate Justices of the Supreme Court, Presiding Justices of the Court of Appeal (District 1, Divisions 1, 3, and 5), Associate Justices of the Court of Appeal (District 1, Divisions 1, 2, and 4), and State Superintendent of Public Instruction. District offices for Members of the San Francisco Community College Board, and Bay Area Rapid Transit Director (District 8).
- Card 2:** District offices for Members of the San Francisco Board of Education, and State Propositions 1 – 7.
- Card 3:** State Propositions 8 – 12 and City Propositions A – E.
- Card 4:** City offices for Assessor-Recorder, Public Defender, and Member of the Board of Supervisors (District 2, 4, 6, 8, or 10).

The Department of Elections applied a SHA-512 cryptographic function to all results reports associated with this election to establish the integrity of the results in a verifiable manner. Attachment 1 provides information regarding the SHA-512 hash values for all electronic files associated with the final, certified results reports.

Attachments 2, 3, and 4 provide detailed pass reports for the application of the ranked-choice voting tabulation method for the contests for Members, Board of Supervisors, Districts 2, 4, and 10, respectively.

In witness whereof, I hereby affix my hand and seal this 27th day of November 2018.

John Arntz, Director of Elections



C. DISTRICT OFFICES

I certify the results for the following **DISTRICT OFFICES**:

1. MEMBERS, BOARD OF EDUCATION*

Candidates	Vote Totals	% of Votes
→ ALISON COLLINS	122,865	15.02%
→ GABRIELA LÓPEZ	112,299	13.73%
→ FAAUUGA MOLIGA	107,989	13.20%
PHIL KIM	76,017	9.29%
MICHELLE PARKER	65,740	8.04%
LI MIAO LOVETT	61,412	7.51%
JOHN TRASVIÑA	46,601	5.70%
ALIDA FISHER	37,735	4.61%
MONICA CHINCHILLA	34,193	4.18%
LENETTE THOMPSON	30,496	3.73%
JOSEPHINE ZHAO	27,761	3.39%
MIA SATYA	17,540	2.14%
PAUL KANGAS	13,967	1.71%
DARRON A. PADILLA	12,950	1.58%
MARTIN RAWLINGS-FEIN	12,439	1.52%
CONNOR KRONE	12,251	1.50%
ROGER SINASOHN	12,018	1.47%
LEX LEIFHEIT	9,605	1.17%
PHILLIP MARCEL HOUSE	2,491	0.30%
INVALID WRITE-IN VOTES	1,551	0.19%
Total Votes Cast	817,920	
Undervotes	282,075	
Overvotes	16,041	
Total Ballots Cast	1,116,036	

*Three open offices

2. MEMBERS, COMMUNITY COLLEGE BOARD*

Candidates	Vote Totals	% of Votes
→ BRIGITTE DAVILA	187,792	29.91%
→ THEA SELBY	184,956	29.46%
→ JOHN RIZZO	151,356	24.11%
VICTOR OLIVIERI	101,368	16.15%
INVALID WRITE-IN VOTES	2,373	0.38%
Total Votes Cast	627,845	
Undervotes	487,621	
Overvotes	2,760	
Total Ballots Cast	1,118,226	

*Three open offices

3. DIRECTOR, BAY AREA RAPID TRANSIT (BART), DISTRICT 8

Candidates	Vote Totals	% of Votes
→ JANICE LI	39,997	32.05%
EVA I. CHAO	24,525	19.65%
MELANIE NUTTER	23,659	18.96%
BRIAN J. LARKIN	16,527	13.24%
JONATHAN LYENS	14,688	11.77%
WILLIAM WALKER	5,070	4.06%
INVALID WRITE-IN VOTES	343	0.27%
Total Votes Cast	124,809	
Undervotes	39,920	
Overvotes	1,610	
Total Ballots Cast	166,339	