

# BART POLICE DEPARTMENT



## January 2024

### MONTHLY REPORT



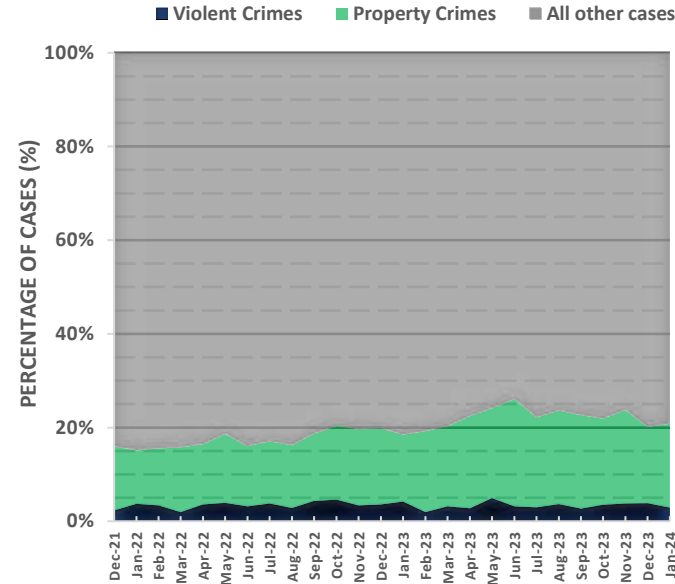
# Bay Area Rapid Transit Police Department

101 8th St, Oakland, CA, 94607 (510) 464-7000 [www.bart.gov/police](http://www.bart.gov/police)

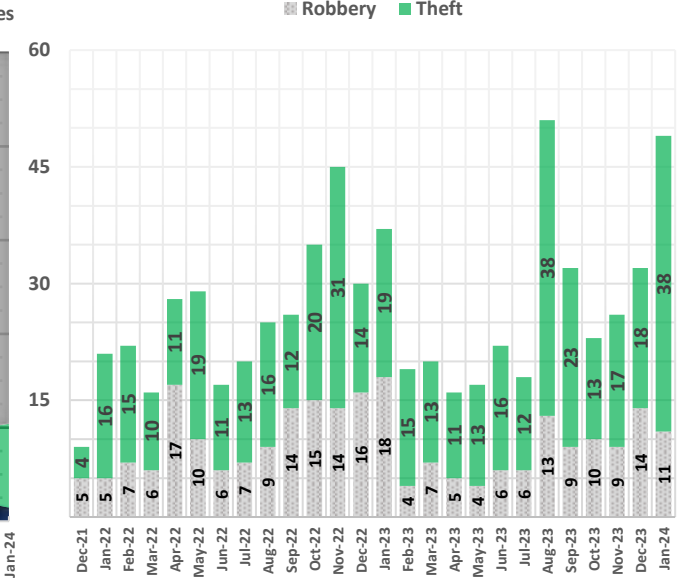
January 2024 Performance Measurement Review - **Systemwide**

PART 1 UCR Crime	2019	2020	2021	2022	2023	YTD 2023	YTD 2024	PCT %
Homicide	2	0	0	4	1	0	0	-%
Rape	7	5	8	7	7	0	0	-%
Robbery	378	252	143	225	235	27	19	-30%
Aggravated Assault	112	95	71	114	154	12	10	-17%
<b>Violent Crime Subtotal</b>	<b>499</b>	<b>352</b>	<b>222</b>	<b>350</b>	<b>397</b>	<b>39</b>	<b>29</b>	<b>-26%</b>
Burglary (Structural)	16	12	11	23	25	1	0	-100%
Larceny & Auto Burglary	3,177	1,038	882	1,118	1,497	103	122	+18%
Auto Theft	247	100	134	231	671	30	56	+87%
Arson	4	4	5	10	4	0	0	-%
<b>Property Crime Subtotal</b>	<b>3,444</b>	<b>1,154</b>	<b>1,032</b>	<b>1,382</b>	<b>2,197</b>	<b>134</b>	<b>178</b>	<b>+33%</b>
<b>TOTAL</b>	<b>3,943</b>	<b>1,506</b>	<b>1,254</b>	<b>1,732</b>	<b>2,594</b>	<b>173</b>	<b>207</b>	<b>+20%</b>

## PART 1 CRIME OVERALL



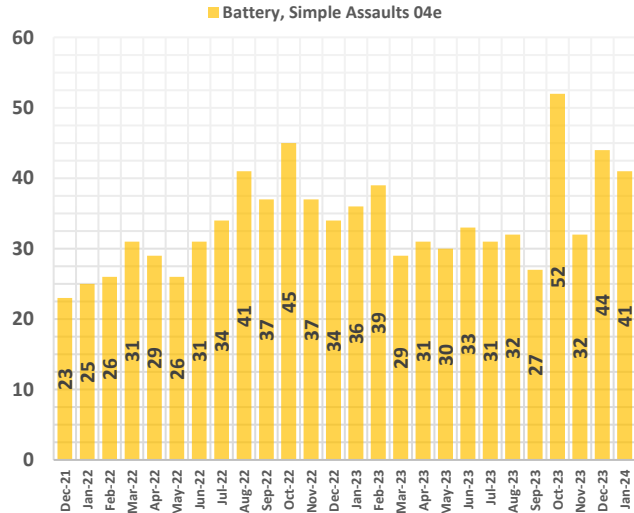
## ELECTRONIC CRIMES



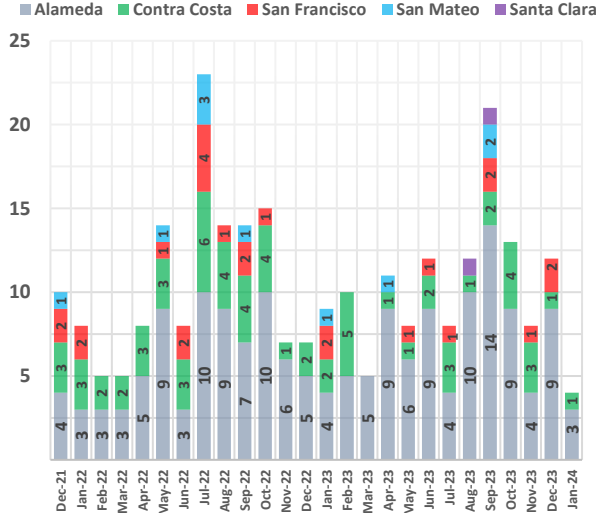
## Part 1 Crimes: Top Five Stations

January 2024 M10/OWS M50/BFS K30/MAS C60/CDS M60/TFS  
 Full Year 2023 M10/OWS M40/CCS A30/COS M30/PSS A60/HAS

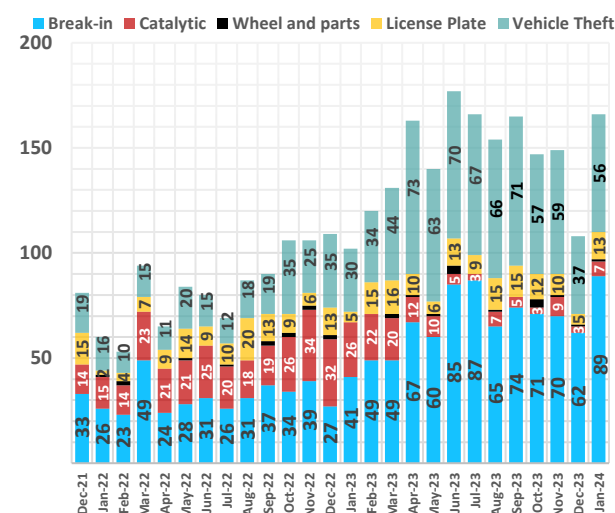
### BATTERY & ASSAULT ON BART



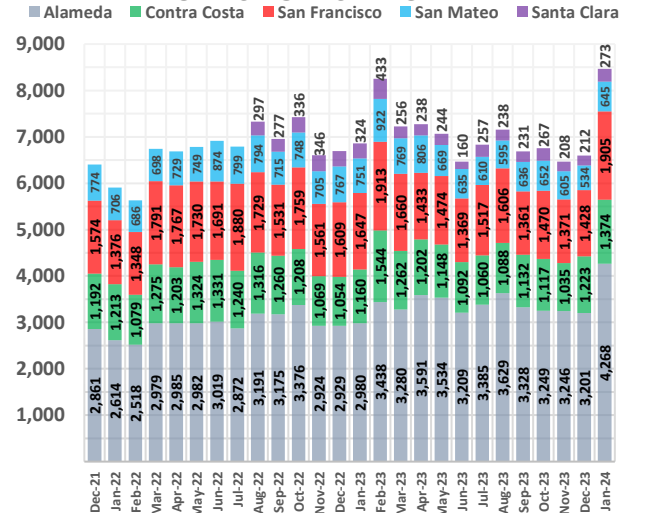
### BICYCLE THEFT



### VEHICLE CRIME



### CALLS TO DISPATCH



**Preface:** The data is retrieved from the BART Police Database and remains unaudited until corrections. Numbers may differ from the reported data in the Uniform Crime Reporting (UCR) program.

Late reporting, the reclassification or unfounding of crimes, may affect statistics. Infraction citations consist of all individual charges. Felony arrests, misdemeanor arrests and citations are based on each instance per individual



# Bay Area Rapid Transit Police Department

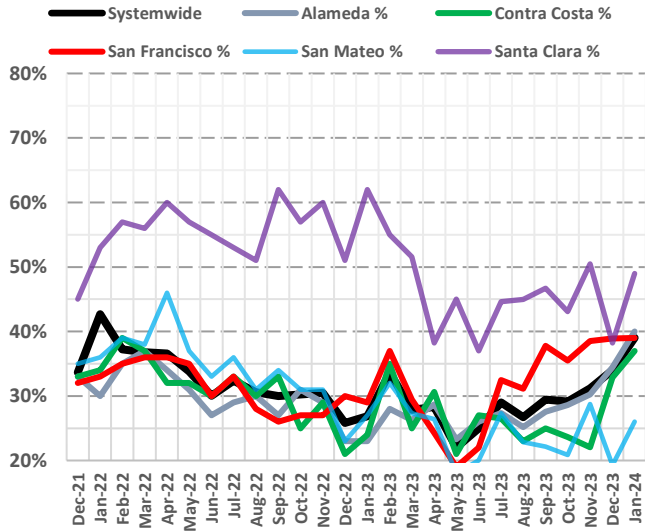
101 8th St, Oakland, CA, 94607 (510) 464-7000

[www.bart.gov/police](http://www.bart.gov/police)

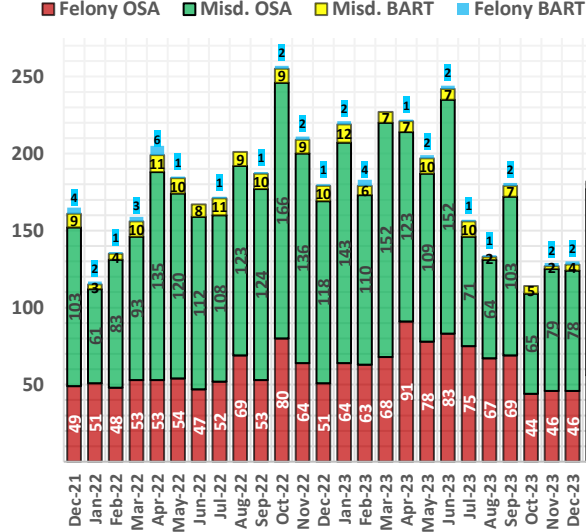
January 2024

Performance Measurement Review - **Systemwide**

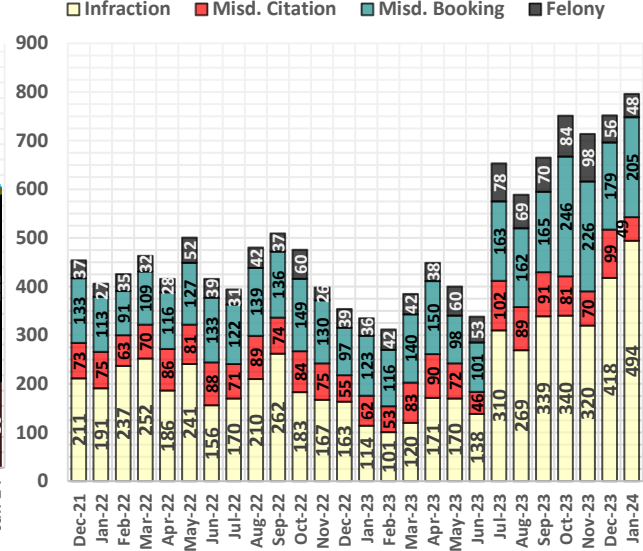
## OFFICER-INITIATED INCIDENTS



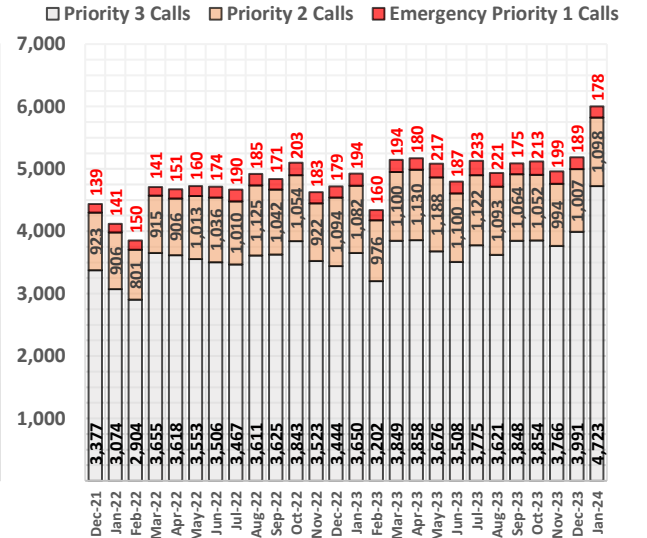
## WARRANT ARRESTS



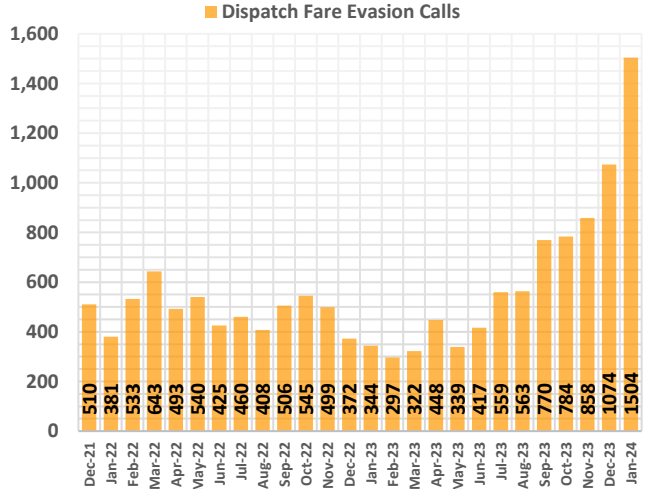
## ALL BOOKINGS & ARRESTS



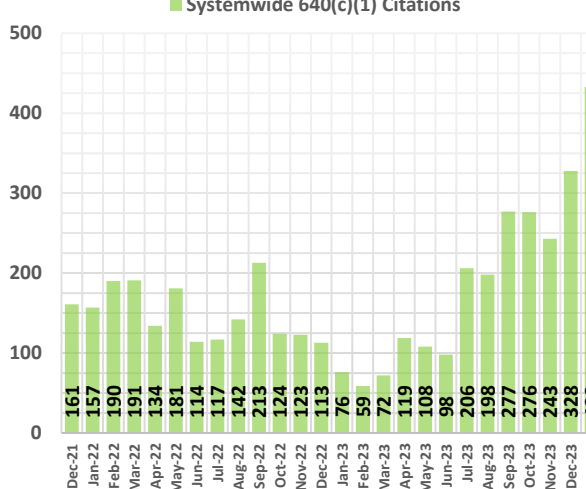
## PRIORITY TYPE 1 - 3 CALLS



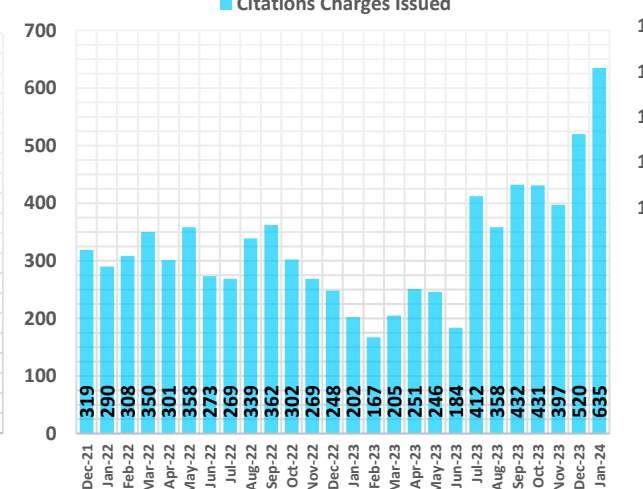
## FARE EVASION CAD CALLS



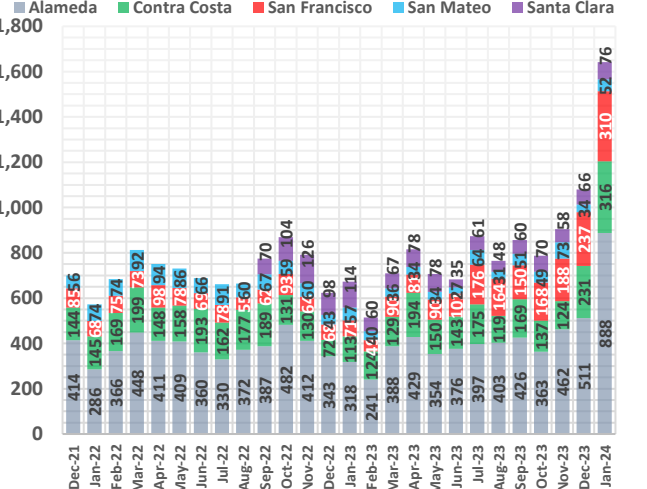
## FARE EVASION CITATIONS



## ALL CITATIONS



## FIELD INTERVIEWS



**Preface:** The data is retrieved from the BART Police Database and remains unaudited until corrections. Numbers may differ from the reported data in the Uniform Crime Reporting (UCR) program.

Late reporting, the reclassification or unfounding of crimes, may affect statistics. Infraction citations consist of all individual charges. Felony arrests, misdemeanor arrests and citations are based on each instance per individual



# Bay Area Rapid Transit Police Department

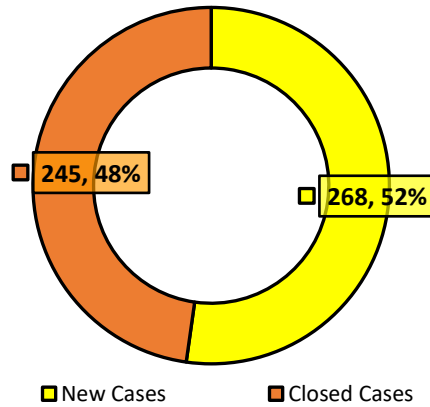
101 8th St, Oakland, CA, 94607 (510) 464-7000

[www.bart.gov/police](http://www.bart.gov/police)

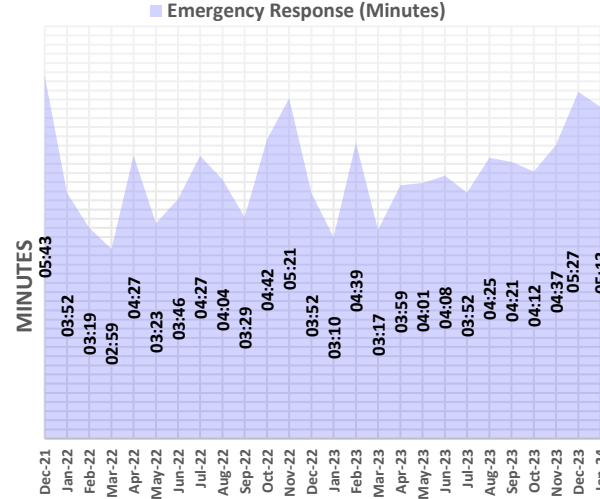
January 2024

Performance Measurement Review - **Systemwide**

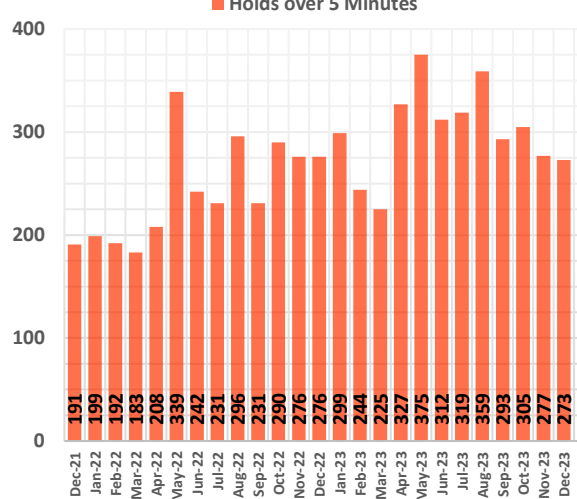
## INVESTIGATIVE ASSIGNMENTS



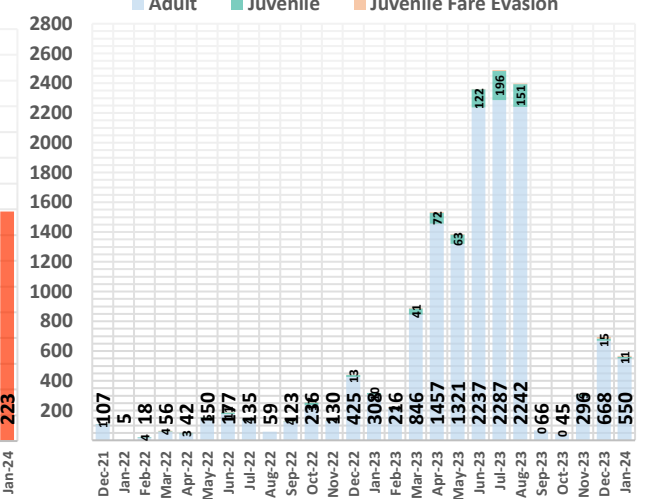
## RESPONSE TIME (PRIORITY 1)



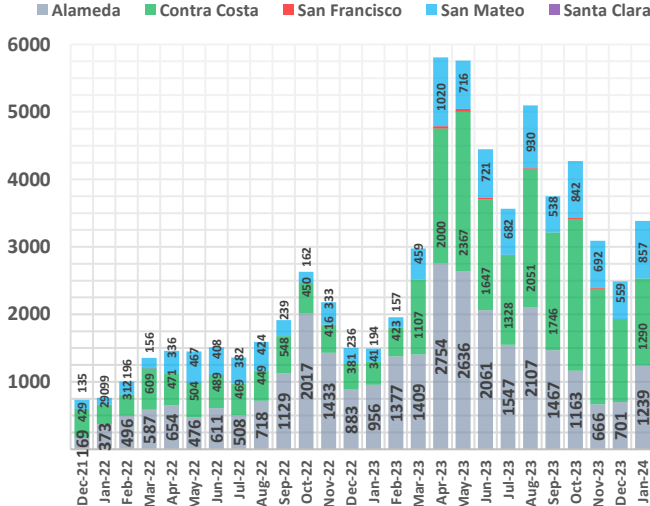
## POLICE TRAIN HOLDS



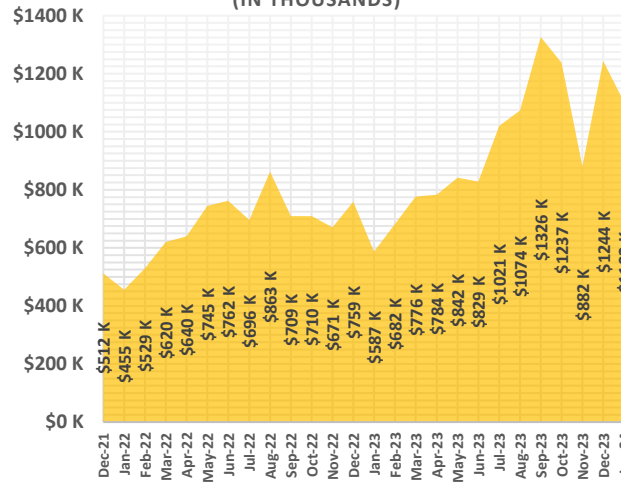
## PROOF OF PAYMENT CITATIONS



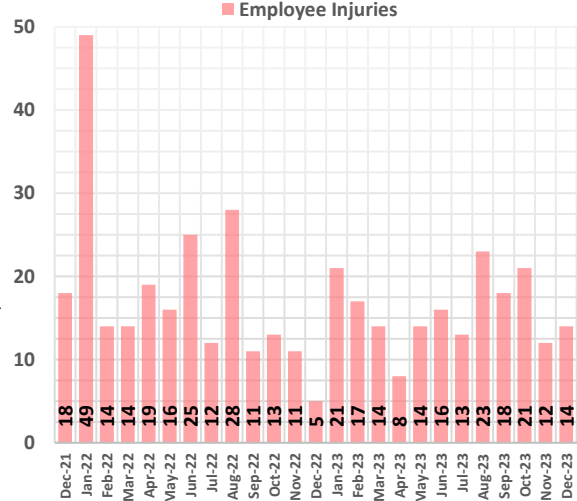
## PARKING CITATIONS



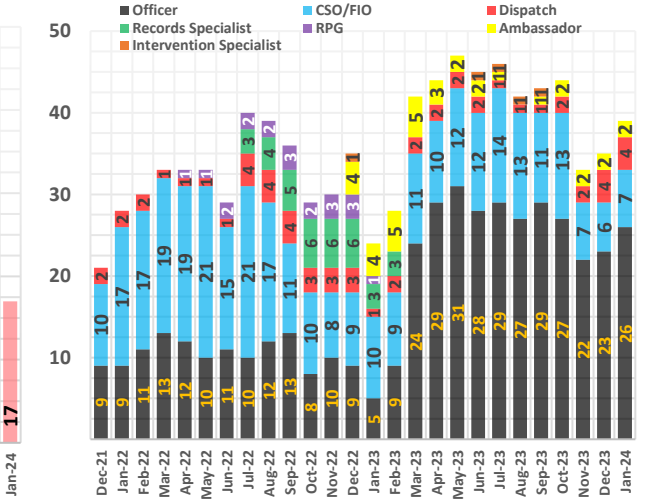
## OVERTIME UTILIZATION (IN THOUSANDS)



## EMPLOYEE INJURIES



## VACANCIES



**Preface:** The data is retrieved from the BART Police Database and remains unaudited until corrections. Numbers may differ from the reported data in the Uniform Crime Reporting (UCR) program.

Late reporting, the reclassification or unfounding of crimes, can affect crime statistics. Overtime costs are projected numbers. Information provided on the reports are subject to change.

† Beginning in March 2023, we are now reporting vacancies in Officer, Sr. Officer, and Master Officer, in the "Officer" category, providing a more accurate representation of vacancies.

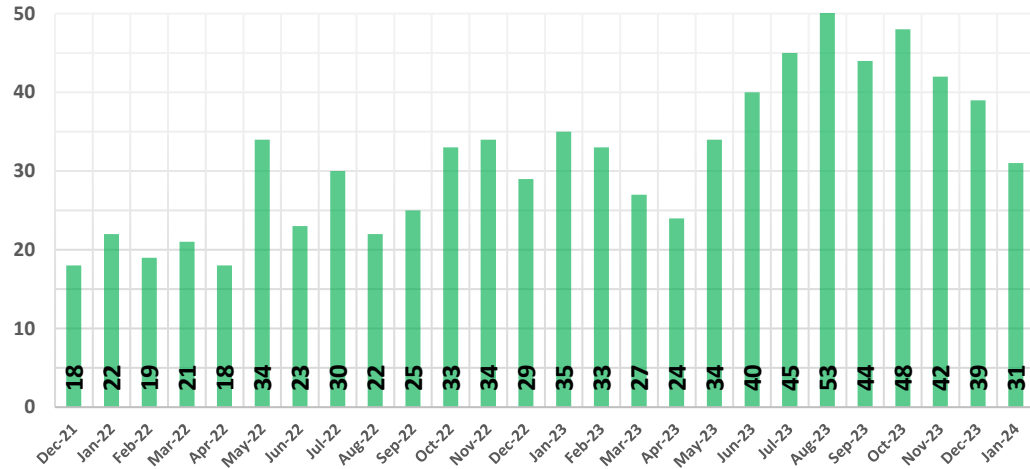


# Bay Area Rapid Transit Police Department

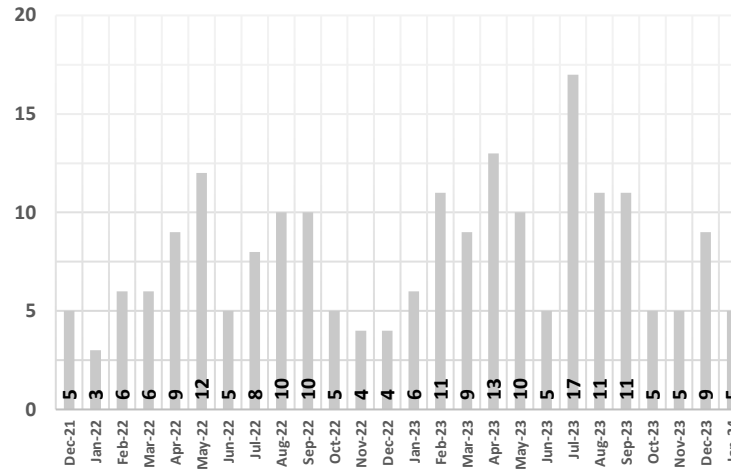
101 8th St, Oakland, CA, 94607 (510) 464-7000 [www.bart.gov/police](http://www.bart.gov/police)

January 2024 Performance Measurement Review - **Systemwide**

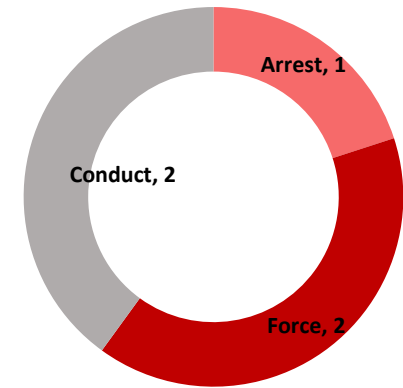
## AB716 - PROHIBITION ORDERS



## INTERNAL AFFAIRS COMPLAINTS

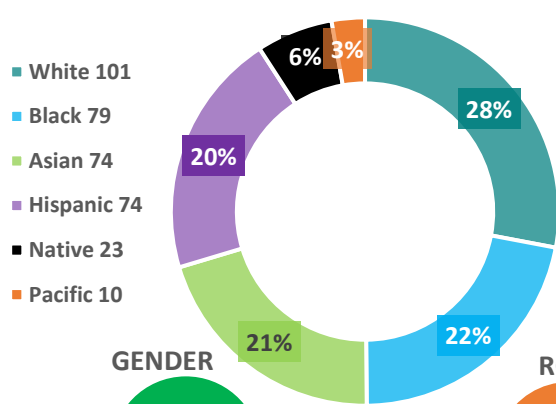


## IA COMPLAINTS RECEIVED<sup>1</sup>

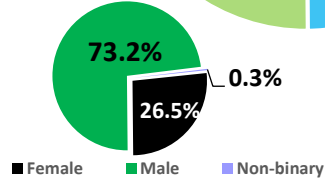


1: Each incident could contain more than one allegation. This chart reflects the most significant allegation per

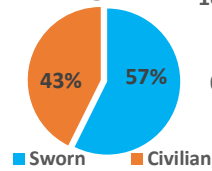
## DEPARTMENT ETHNIC DIVERSITY



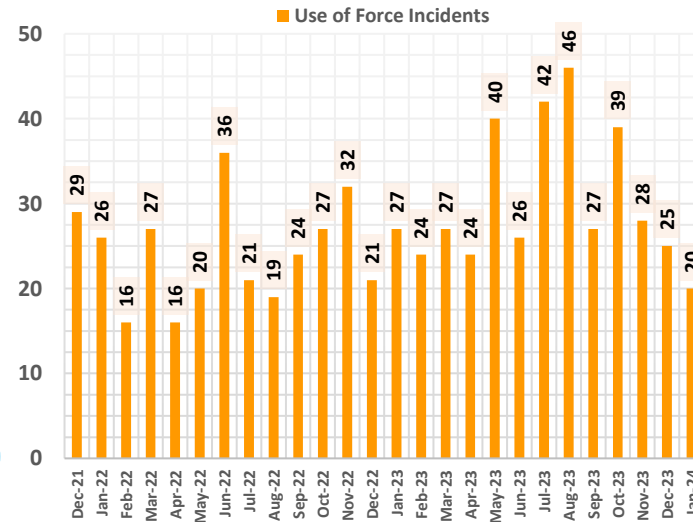
## GENDER



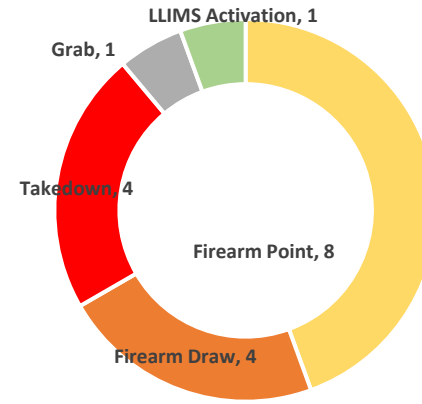
## ROLE



## USE OF FORCE INCIDENTS

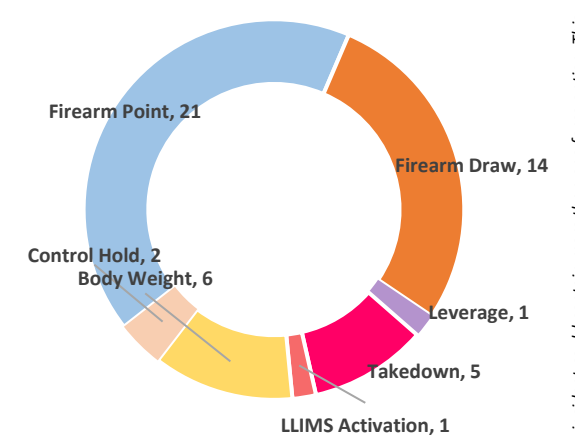


## INCIDENT FORCE OPTIONS USED<sup>2</sup>



2: Some incidents involved the use of multiple force options. If two officers involved in the same incident used the same force option, this data would reflect both officers. As an example, if two officers used control holds in the same incident, this data would reflect two separate control holds.

## TYPES OF FORCE USED<sup>3</sup>



3: Each incident could contain more than one force option. This chart reflects most significant force options used per incident.



# Bay Area Rapid Transit Police Department

101 8th St, Oakland, CA, 94607 (510) 464-7000 [www.bart.gov/police](http://www.bart.gov/police)

January 2024 Performance Measurement Review - **Systemwide**

BART PD Uses of Force													
Use of Force Incidents	Jan	Feb	Mar	Apr	May	Jun	Jul	Aug	Sep	Oct	Nov	Dec	Total
2024 CY	20												20
2023 CY	27	24	27	24	40	26	42	46	27	39	28	25	375
2022 CY	26	16	27	16	20	36	21	19	24	27	32	21	285
2021 CY	25	14	21	18	23	16	16	8	24	26	24	29	244
2024 YTD	20												
2023 YTD	27	51	78	102	142	168	210	256	283	322	350	375	
2022 YTD	26	42	69	85	105	141	162	181	205	232	264	285	
2021 YTD	25	39	60	78	101	117	133	141	165	191	215	244	

BART PD Dispatch Communications Center													
Dispatch Center Calls	Jan	Feb	Mar	Apr	May	Jun	Jul	Aug	Sep	Oct	Nov	Dec	Total
2024 Calls for Service	8,539												8,539
2024 Priority 1 Calls	178												178
2024 Medical Emergencies	335												335
2024 Avg P1 Response Time	05:13												05:13
2023 Calls for Service	7,012	6,003	7,236	7,279	7,076	6,467	6,831	7,197	6,695	6,755	6,465	6,601	81,617
2023 Priority 1 Calls	194	160	194	180	217	187	233	221	175	213	199	189	2,362
2023 Medical Emergencies	412	344	398	378	357	338	352	293	310	316	303	325	4,126
2023 Avg P1 Response Time	03:10	04:39	03:17	03:59	04:01	04:08	03:52	04:25	04:21	04:12	04:37	05:27	04:11
2022 Calls for Service	6,087	5,802	7,138	6,936	7,080	7,191	7,081	7,330	6,956	7,433	6,609	6,694	82,337
2022 Priority 1 Calls	141	150	141	151	160	174	190	185	171	203	183	179	2,028
2022 Medical Emergencies	302	255	286	277	309	353	302	327	322	386	332	399	3,850
2022 Avg P1 Response Time	03:52	03:19	02:59	04:27	03:23	03:46	04:27	04:04	03:29	04:42	05:21	03:52	03:58
2019 Calls for Service	7,523	7,785	7,829	7,698	7,449	6,676	6,746	7,182	6,770	7,138	6,301	7,643	86,740
2019 Priority 1 Calls	203	181	202	204	202	213	205	199	222	205	192	192	2,420
2019 Medical Emergencies	361	310	370	321	396	360	318	323	339	329	329	381	4,137
2019 Avg P1 Response Time	05:16	05:10	04:49	04:40	03:52	06:17	04:38	06:45	05:34	05:30	04:57	03:47	05:06



# Bay Area Rapid Transit Police Department

101 8th St, Oakland, CA, 94607 (510) 464-7000 [www.bart.gov/police](http://www.bart.gov/police)

January 2024 Performance Measurement Review - **Systemwide**

BART PD Enforcement Contacts													
Felony Arrests	Jan	Feb	Mar	Apr	May	Jun	Jul	Aug	Sep	Oct	Nov	Dec	Total
2024 Felony Arrest	48												48
2023 Felony Arrest	36	42	42	38	60	53	78	69	70	84	98	56	726
2022 Felony Arrest	27	35	32	28	52	39	31	42	37	60	26	39	448
2021 Felony Arrest	20	18	30	19	25	22	28	19	30	34	42	37	324
2024 Felony Arrest YTD	48												
2023 Felony Arrest YTD	36	78	120	158	218	271	349	418	488	572	670	726	
2022 Felony Arrest YTD	27	62	94	122	174	213	244	286	323	383	409	448	
2021 Felony Arrest YTD	20	38	68	87	112	134	162	181	211	245	287	324	
Misdemeanor Arrests	Jan	Feb	Mar	Apr	May	Jun	Jul	Aug	Sep	Oct	Nov	Dec	Total
2024 Misd. Arrest	205												205
2023 Misd. Arrest	123	116	140	150	98	101	163	162	165	246	226	179	1,869
2022 Misd. Arrest	113	91	109	116	127	133	122	139	136	149	130	97	1,462
2021 Misd. Arrest	82	87	122	114	109	102	117	85	108	158	130	133	1,347
2024 Misd. Arrest YTD	205												
2023 Misd. Arrest YTD	123	239	379	529	627	728	891	1,053	1,218	1,464	1,690	1,869	
2022 Misd. Arrest YTD	113	204	313	429	556	689	811	950	1,086	1,235	1,365	1,462	
2021 Misd. Arrest YTD	82	169	291	405	514	616	733	818	926	1,084	1,214	1,347	
Cite & Releases	Jan	Feb	Mar	Apr	May	Jun	Jul	Aug	Sep	Oct	Nov	Dec	Total
2024 Cite & Release	49												49
2023 Cite & Release	62	53	83	90	72	46	102	89	91	81	70	99	938
2022 Cite & Release	75	63	70	86	81	88	71	89	74	84	75	55	911
2021 Cite & Release	52	68	81	71	67	68	70	56	62	86	86	73	840
2024 Cite & Release YTD	49												
2023 Cite & Release YTD	62	115	198	288	360	406	508	597	688	769	839	938	
2022 Cite & Release YTD	75	138	208	294	375	463	534	623	697	781	856	911	
2021 Cite & Release YTD	52	120	201	272	339	407	477	533	595	681	767	840	
Field Interviews	Jan	Feb	Mar	Apr	May	Jun	Jul	Aug	Sep	Oct	Nov	Dec	Total
2024 Field Interview	1,642												1,642
2023 Field Interview	673	514	710	810	696	682	873	765	856	787	905	1,079	9,350
2022 Field Interview	633	756	882	828	814	770	716	734	775	869	792	624	9,193
2021 Field Interview	809	659	781	767	746	681	811	695	943	1,017	876	765	9,550
2024 Field Interview YTD	1,642												
2023 Field Interview YTD	673	1,187	1,897	2,707	3,403	4,085	4,958	5,723	6,579	7,366	8,271	9,350	
2022 Field Interview YTD	633	1,389	2,271	3,099	3,913	4,683	5,399	6,133	6,908	7,777	8,569	9,193	
2021 Field Interview YTD	809	1,468	2,249	3,016	3,762	4,443	5,254	5,949	6,892	7,909	8,785	9,550	
Combined Contacts	Jan	Feb	Mar	Apr	May	Jun	Jul	Aug	Sep	Oct	Nov	Dec	Total
2024 Monthly Enf. Contacts	1,944												1,944
2023 Monthly Enf. Contacts	894	725	975	1,088	926	882	1,216	1,085	1,182	1,198	1,299	1,413	12,883
2022 Monthly Enf. Contacts	848	945	1,093	1,058	1,074	1,030	940	1,004	1,022	1,162	1,023	815	12,014
2021 Monthly Enf. Contacts	963	832	1,014	971	947	873	1,026	855	1,143	1,295	1,134	1,008	12,061
2024 Enf. Contacts YTD	1,944												
2023 Enf. Contacts YTD	894	1,619	2,594	3,682	4,608	5,490	6,706	7,791	8,973	10,171	11,470	12,883	
2022 Enf. Contacts YTD	848	1,793	2,886	3,944	5,018	6,048	6,988	7,992	9,014	10,176	11,199	12,014	
2021 Enf. Contacts YTD	963	1,795	2,809	3,780	4,727	5,600	6,626	7,481	8,624	9,919	11,053	12,061	



# Bay Area Rapid Transit Police Department

101 8th St, Oakland, CA, 94607 (510) 464-7000 [www.bart.gov/police](http://www.bart.gov/police)

January 2024 Performance Measurement Review - **Systemwide**

BART PD Warrant Arrests													
Warrant Arrests	Jan	Feb	Mar	Apr	May	Jun	Jul	Aug	Sep	Oct	Nov	Dec	Total
2024 BART Felony	2												2
2024 BART Misdemeanor	5												5
2024 Outside Felony	56												56
2024 Outside Misdemeanor	121												121
2024 Monthly Total	184												184
2024 YTD Total	184												
2023 BART Felony	2	4	0	1	2	2	1	1	2	0	2	2	19
2023 BART Misdemeanor	12	6	7	7	10	7	10	2	7	5	2	4	79
2023 Outside Felony	64	63	68	91	78	83	75	67	69	44	46	46	794
2023 Outside Misdemeanor	143	110	152	123	109	152	71	64	103	65	79	78	1,249
2023 Monthly Total	221	183	227	222	199	244	157	134	181	114	129	130	2,141
2023 YTD Total	221	404	631	853	1,052	1,296	1,453	1,587	1,768	1,882	2,011	2,141	
2022 BART Felony	2	1	3	6	1	0	1	0	1	2	2	1	20
2022 BART Misdemeanor	3	4	10	11	10	8	11	9	10	9	9	10	104
2022 Outside Felony	51	48	53	53	54	47	52	69	53	80	64	51	675
2022 Outside Misdemeanor	61	83	93	135	120	112	108	123	124	166	136	118	1,379
2022 Monthly Total	117	136	159	205	185	167	172	201	188	257	211	180	2,178
2022 YTD Total	117	253	412	617	802	969	1,141	1,342	1,530	1,787	1,998	2,178	
2021 BART Felony	2	2	0	2	4	4	8	2	6	0	2	4	36
2021 BART Misdemeanor	7	9	7	4	6	7	9	4	15	6	9	9	92
2021 Outside Felony	38	37	35	56	39	32	42	39	71	48	40	49	526
2021 Outside Misdemeanor	56	45	36	46	65	70	76	61	121	108	82	103	869
2021 Monthly Total	103	93	78	108	114	113	135	106	213	162	133	165	1,523
2021 YTD Total	103	196	274	382	496	609	744	850	1,063	1,225	1,358	1,523	





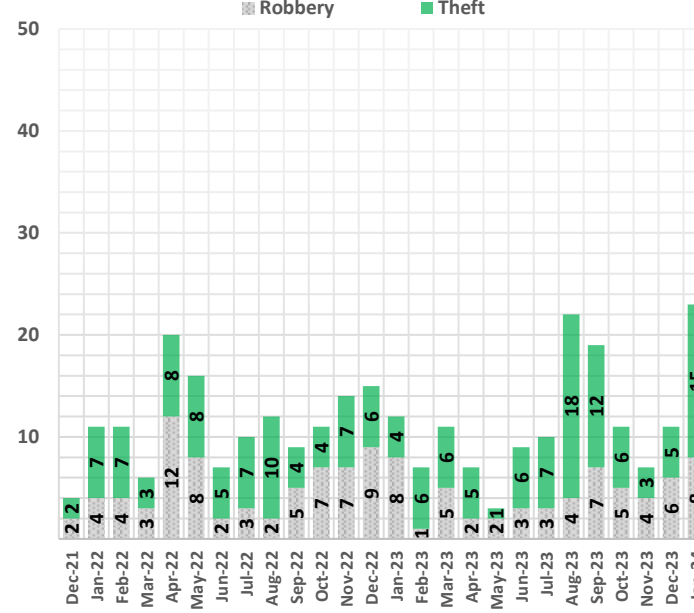
# Bay Area Rapid Transit Police Department

101 8th St, Oakland, CA, 94607 (510) 464-7000 [www.bart.gov/police](http://www.bart.gov/police)

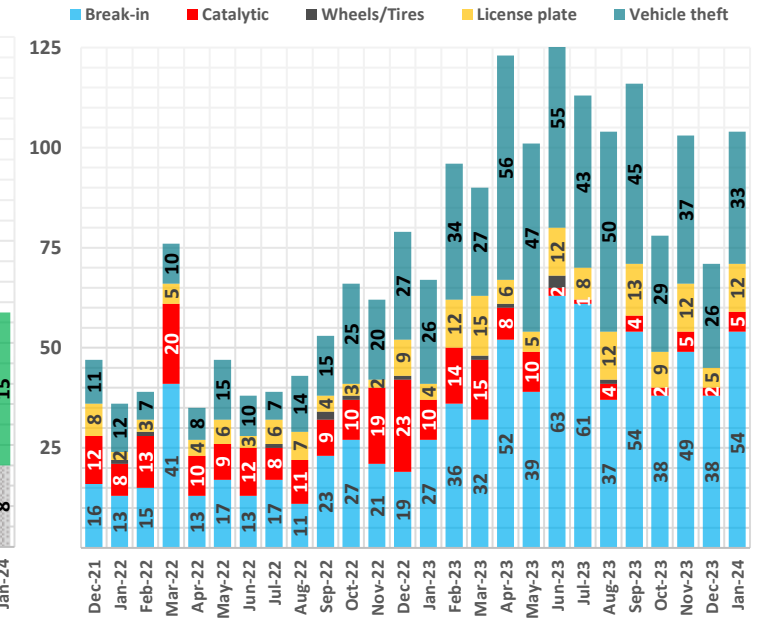
January 2024 Performance Measurement Review - Alameda County

PART 1 UCR Crime	2019	2020	2021	2022	2023	YTD 2023	YTD 2024	PCT %
Homicide	1	0	0	1	1	0	0	-%
Rape	2	3	2	3	3	0	0	-%
Robbery	229	122	64	123	119	13	12	-8%
Aggravated Assault	52	54	34	63	84	5	5	0%
<b>Violent Crime Subtotal</b>	<b>284</b>	<b>179</b>	<b>100</b>	<b>190</b>	<b>207</b>	<b>18</b>	<b>17</b>	<b>-6%</b>
Burglary (Structural)	13	9	6	10	15	0	0	-%
Larceny & Auto Burglary	1,634	577	472	627	915	49	77	+57%
Auto Theft	149	56	85	170	475	26	33	+27%
Arson	5	2	2	2	3	0	0	-%
<b>Property Crime Subtotal</b>	<b>1,801</b>	<b>644</b>	<b>565</b>	<b>809</b>	<b>1,408</b>	<b>75</b>	<b>110</b>	<b>+47%</b>
<b>TOTAL</b>	<b>2,085</b>	<b>823</b>	<b>665</b>	<b>999</b>	<b>1,615</b>	<b>93</b>	<b>127</b>	<b>+37%</b>

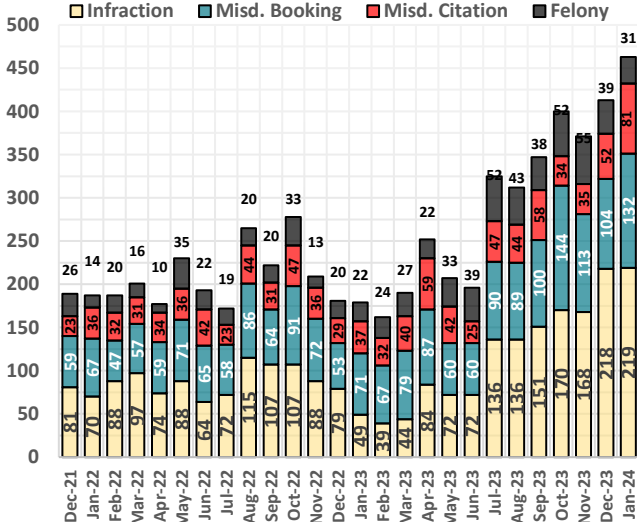
## ALAMEDA ELECTRONIC CRIME



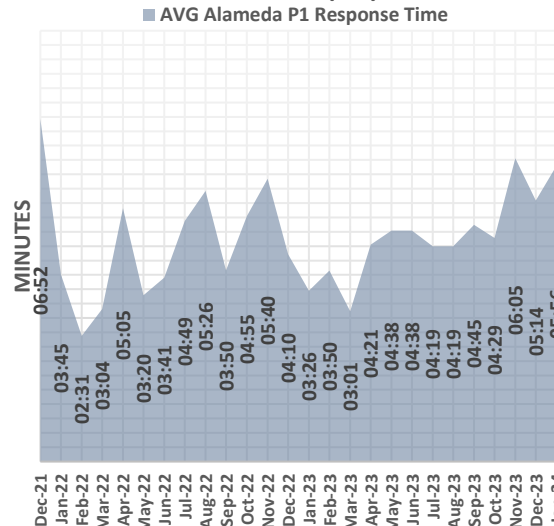
## ALAMEDA VEHICLE CRIME



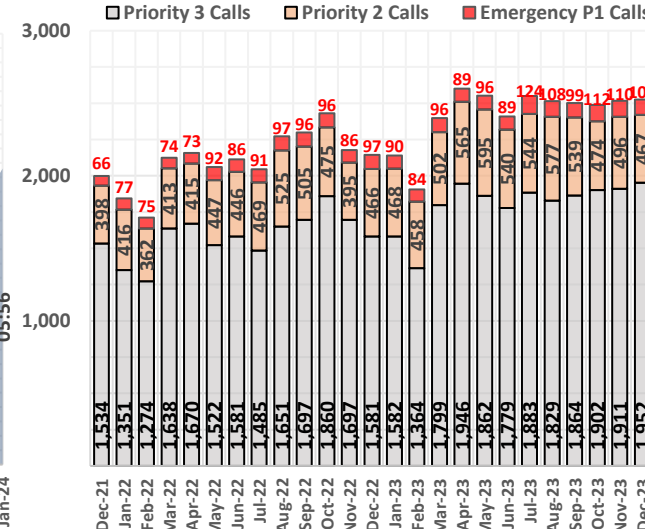
## ALAMEDA ARRESTS & CITATIONS



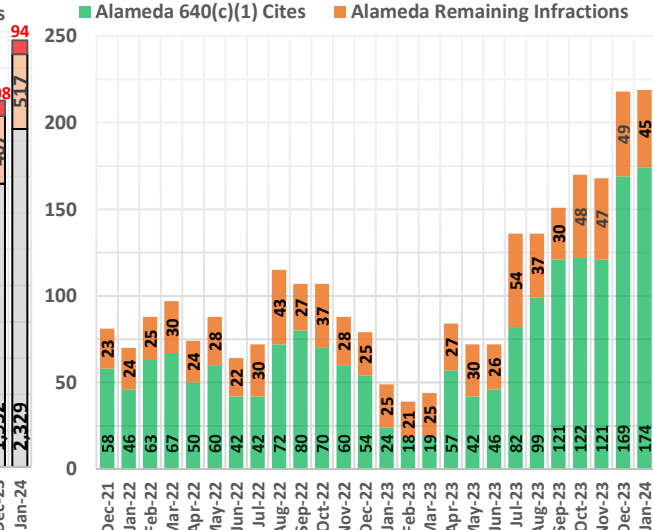
## RESPONSE TIME (P1) AVG



## ALAMEDA PRIORITY 1 - 3 CALLS



## ALAMEDA FARE EVASION



**Preface:** The data is retrieved from the BART Police Database and remains unaudited until corrections. Numbers may differ from the reported data in the Uniform Crime Reporting (UCR) program.

Late reporting, the reclassification or unfounding of crimes, may affect statistics. Infraction citations consist of all individual charges. Felony arrests, misdemeanor arrests and citations are based on each instance per individual



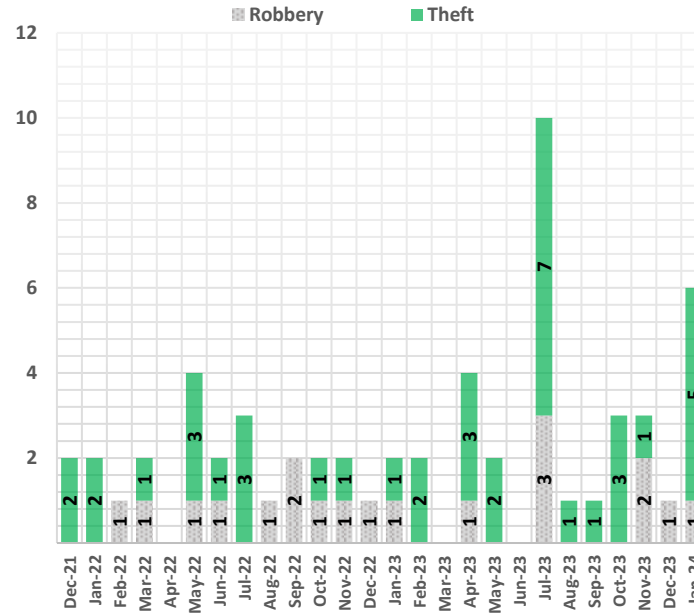
# Bay Area Rapid Transit Police Department

101 8th St, Oakland, CA, 94607 (510) 464-7000 [www.bart.gov/police](http://www.bart.gov/police)

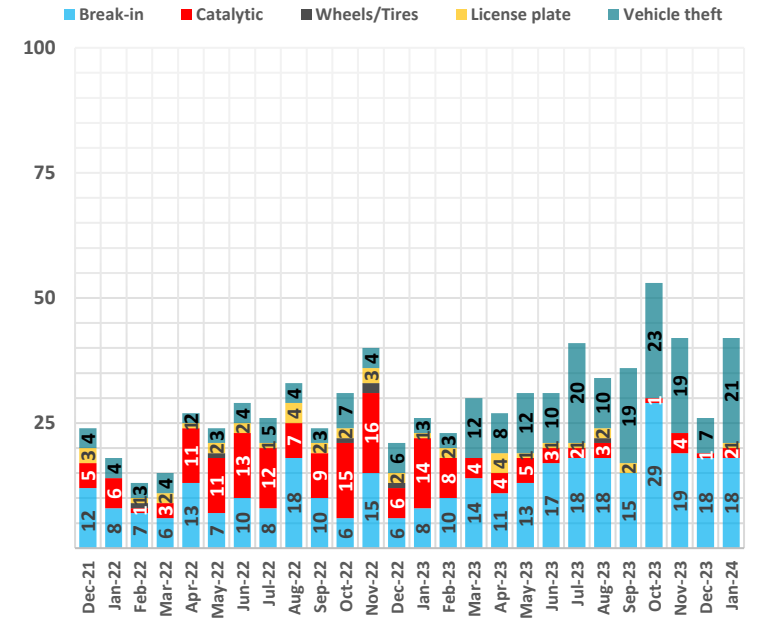
January 2024 Performance Measurement Review - **Contra Costa County**

PART 1 UCR Crime	2019	2020	2021	2022	2023	YTD 2023	YTD 2024	PCT %
Homicide	0	0	0	0	0	0	0	-%
Rape	4	0	4	4	4	0	0	-%
Robbery	34	23	19	23	18	3	2	-33%
Aggravated Assault	23	17	19	21	23	3	2	-33%
<b>Violent Crime Subtotal</b>	<b>61</b>	<b>40</b>	<b>42</b>	<b>48</b>	<b>45</b>	<b>6</b>	<b>4</b>	<b>-33%</b>
Burglary (Structural)	2	1	1	4	7	0	0	-%
Larceny & Auto Burglary	592	202	226	328	322	26	22	-15%
Auto Theft	81	40	46	49	146	3	21	+600%
Arson	0	0	0	5	1	0	0	-%
<b>Property Crime Subtotal</b>	<b>675</b>	<b>243</b>	<b>273</b>	<b>386</b>	<b>476</b>	<b>29</b>	<b>43</b>	<b>+48%</b>
<b>TOTAL</b>	<b>736</b>	<b>283</b>	<b>315</b>	<b>434</b>	<b>521</b>	<b>35</b>	<b>47</b>	<b>+34%</b>

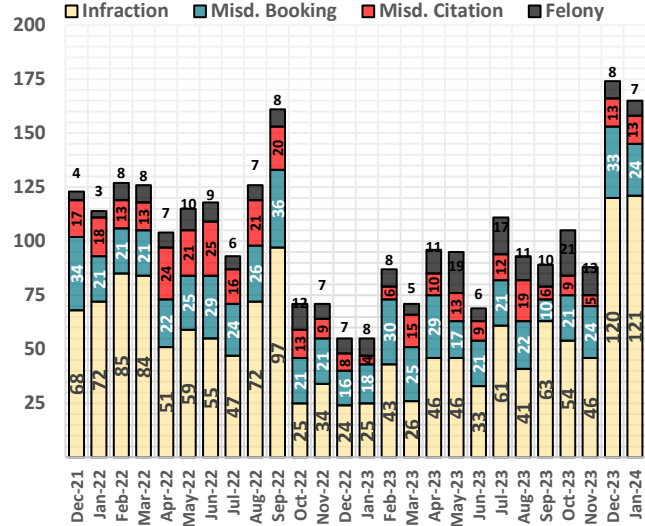
## CONTRA COSTA ELECTRONIC THEFT



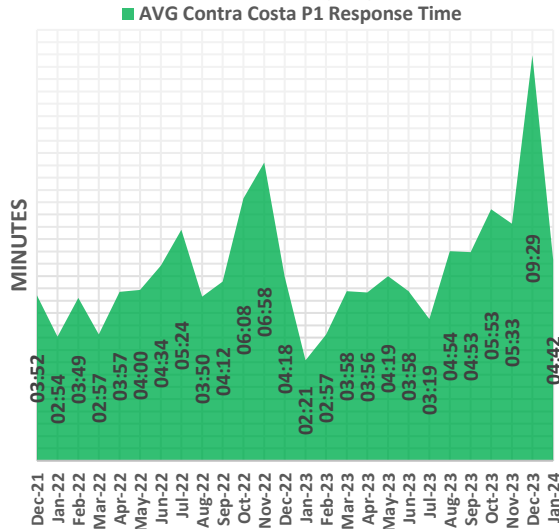
## CONTRA COSTA VEHICLE CRIME



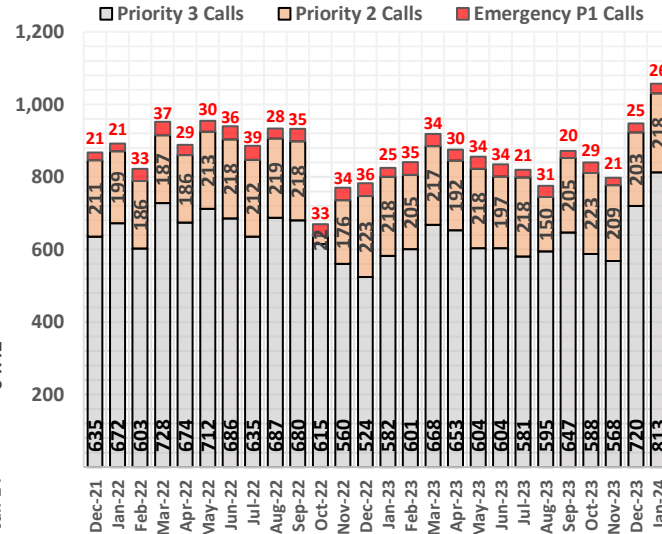
## COCO ARRESTS & CITATIONS



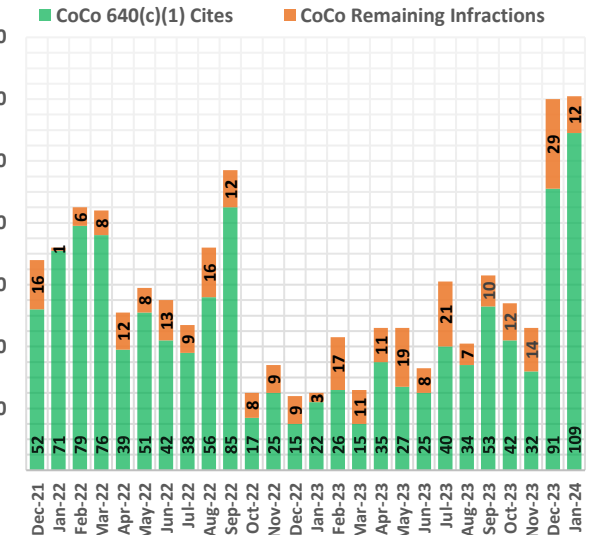
## RESPONSE TIME (P1) AVG



## COCO PRIORITY 1 - 3 CALLS



## COCO FARE EVASION



**Preface:** The data is retrieved from the BART Police Database and remains unaudited until corrections. Numbers may differ from the reported data in the Uniform Crime Reporting (UCR) program.

Late reporting, the reclassification or unfounding of crimes, may affect statistics. Infraction citations consist of all individual charges. Felony arrests, misdemeanor arrests and citations are based on each instance per individual.



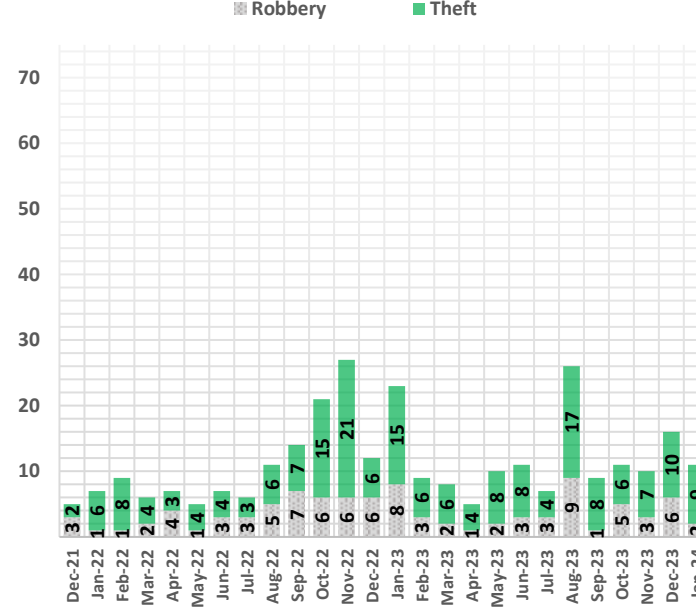
# Bay Area Rapid Transit Police Department

101 8th St, Oakland, CA, 94607 (510) 464-7000 [www.bart.gov/police](http://www.bart.gov/police)

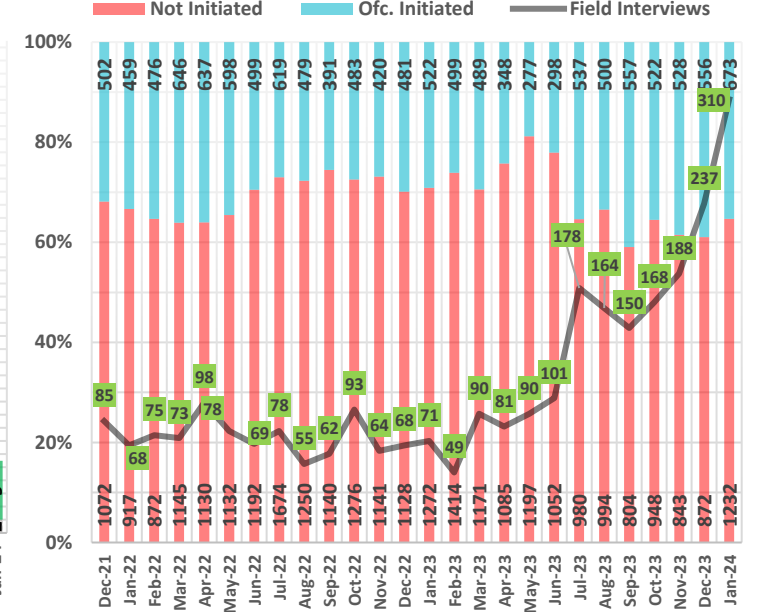
January 2024 Performance Measurement Review - San Francisco County

PART 1 UCR Crime	2019	2020	2021	2022	2023	YTD 2023	YTD 2024	PCT %
Homicide	0	0	0	3	0	0	0	-%
Rape	0	4	1	0	0	0	0	-%
Robbery	104	101	47	66	82	10	4	-60%
Aggravated Assault	28	19	16	21	40	2	2	0%
<b>Violent Crime Subtotal</b>	<b>132</b>	<b>124</b>	<b>64</b>	<b>90</b>	<b>122</b>	<b>12</b>	<b>6</b>	<b>-50%</b>
Burglary (Structural)	4	1	3	6	2	1	0	-100%
Larceny & Auto Burglary	619	200	103	110	147	17	15	-12%
Auto Theft	1	0	0	0	2	0	1	-%
Arson	0	1	2	1	0	0	0	-%
<b>Property Crime Subtotal</b>	<b>624</b>	<b>202</b>	<b>108</b>	<b>117</b>	<b>151</b>	<b>18</b>	<b>16</b>	<b>-11%</b>
<b>TOTAL</b>	<b>756</b>	<b>326</b>	<b>172</b>	<b>207</b>	<b>273</b>	<b>30</b>	<b>22</b>	<b>-27%</b>

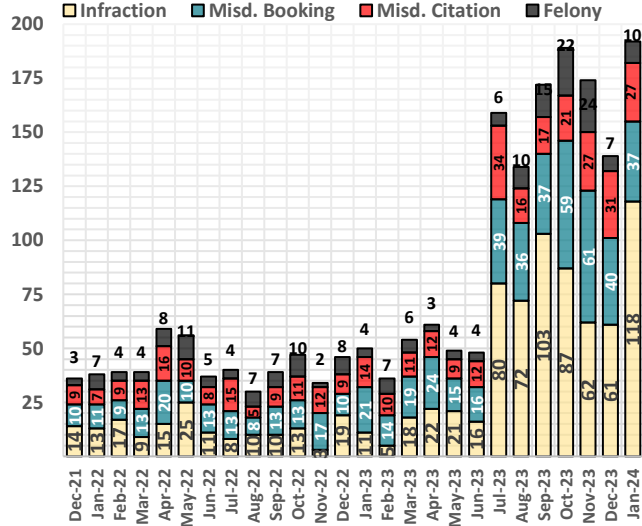
## SAN FRANCISCO ELECTRONIC CRIMES



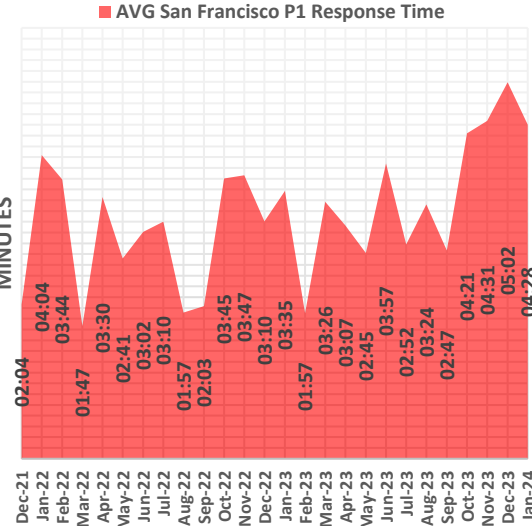
## SF OFFICER-INITIATED INCIDENTS



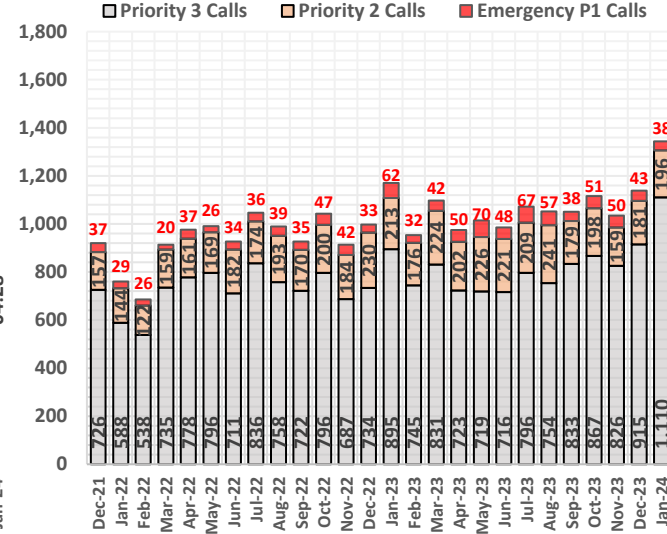
## SF ARRESTS & CITATIONS



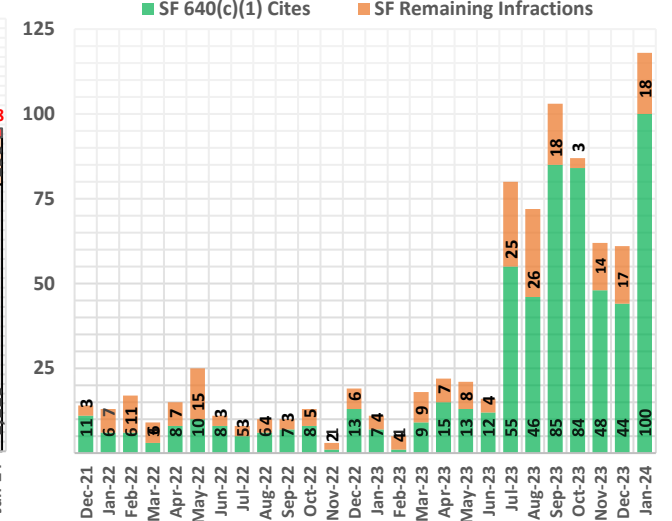
## RESPONSE TIME (P1) AVG



## SF PRIORITY 1 - 3 CALLS



## SAN FRANCISCO FARE EVASION



**Preface:** The data is retrieved from the BART Police Database and remains unaudited until corrections. Numbers may differ from the reported data in the Uniform Crime Reporting (UCR) program.

Late reporting, the reclassification or unfounding of crimes, may affect statistics. Infraction citations consist of all individual charges. Felony arrests, misdemeanor arrests and citations are based on each instance per individual.



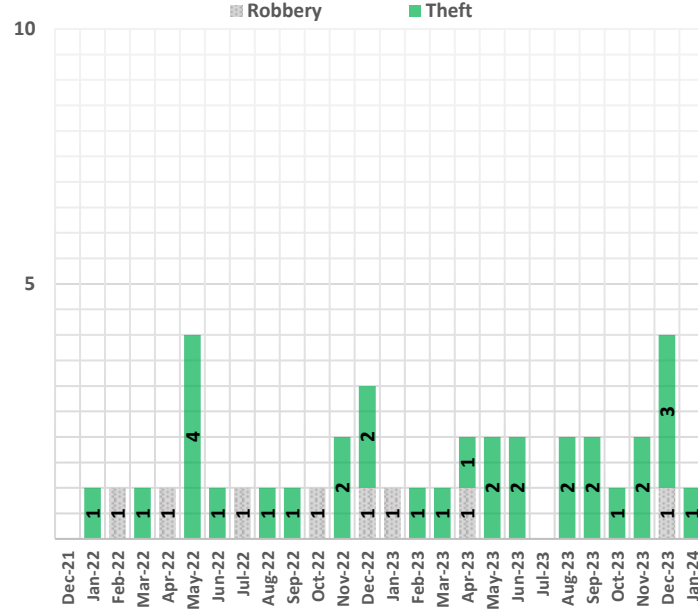
# Bay Area Rapid Transit Police Department

101 8th St, Oakland, CA, 94607 (510) 464-7000 [www.bart.gov/police](http://www.bart.gov/police)

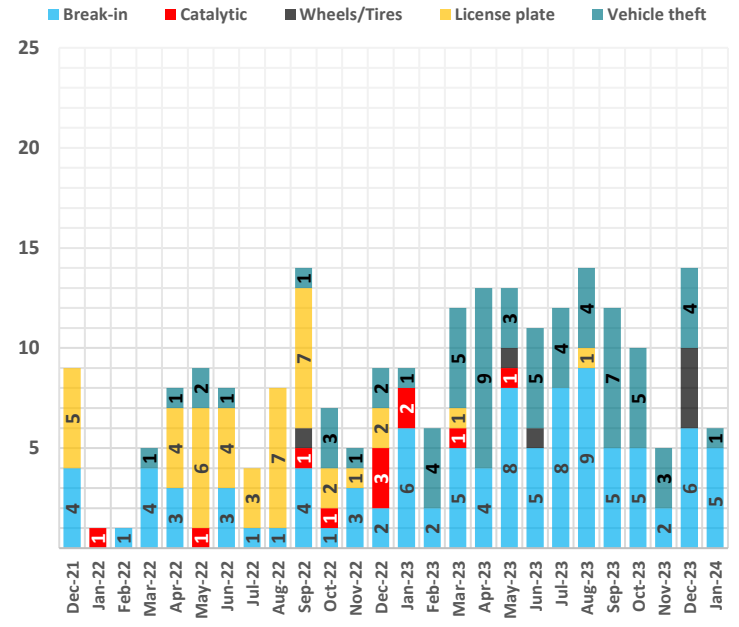
January 2024 Performance Measurement Review - San Mateo County

PART 1 UCR Crime	2019	2020	2021	2022	2023	YTD 2023	YTD 2024	PCT %
Homicide	0	0	0	0	0	0	0	-%
Rape	1	1	1	0	0	0	0	-%
Robbery	13	6	10	14	13	1	1	0%
Aggravated Assault	8	4	2	3	9	2	1	-50%
<b>Violent Crime Subtotal</b>	<b>22</b>	<b>11</b>	<b>13</b>	<b>17</b>	<b>22</b>	<b>3</b>	<b>2</b>	<b>-33%</b>
Burglary (Structural)	0	1	1	1	0	0	0	-%
Larceny & Auto Burglary	332	75	81	87	101	11	8	-27%
Auto Theft	13	4	3	12	54	1	1	0%
Arson	0	1	1	1	0	0	0	-%
<b>Property Crime Subtotal</b>	<b>345</b>	<b>81</b>	<b>86</b>	<b>101</b>	<b>155</b>	<b>12</b>	<b>9</b>	<b>-25%</b>
<b>TOTAL</b>	<b>367</b>	<b>92</b>	<b>99</b>	<b>99</b>	<b>177</b>	<b>15</b>	<b>11</b>	<b>-27%</b>

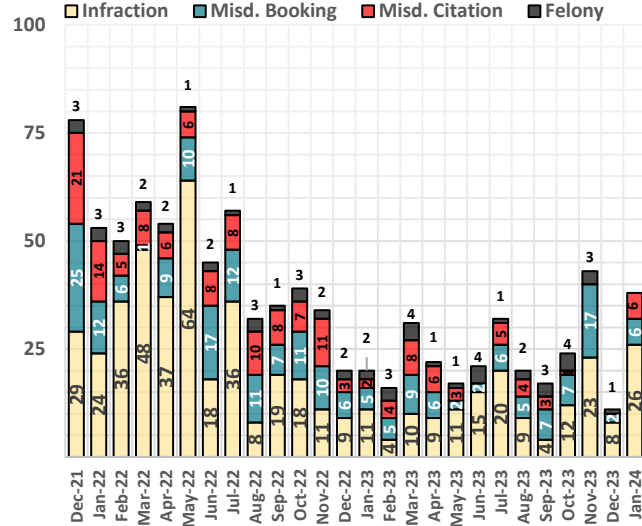
## SAN MATEO ELECTRONIC CRIME



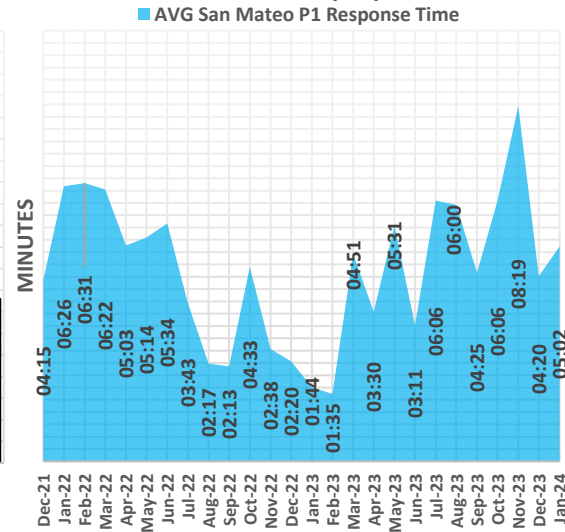
## SAN MATEO VEHICLE CRIME



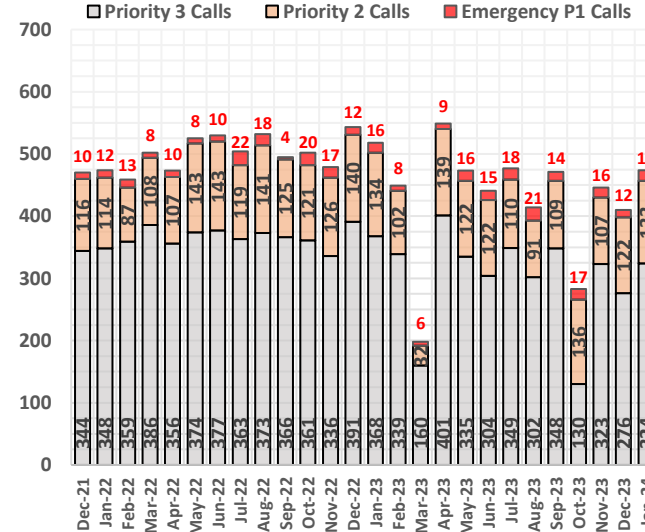
## SMC ARRESTS & CITATIONS



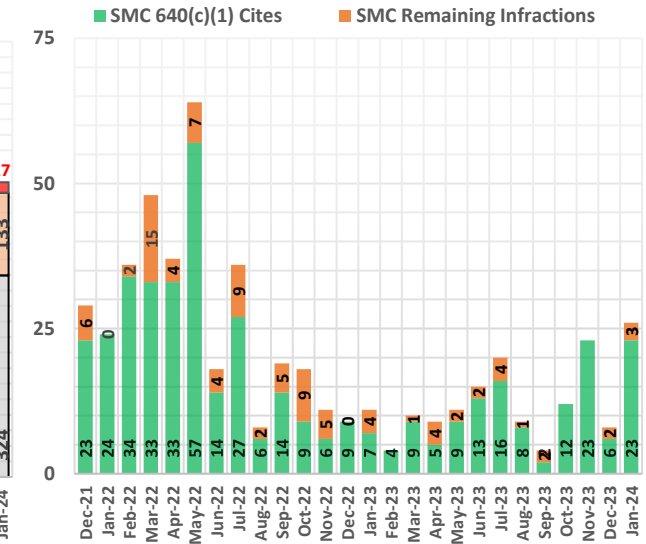
## RESPONSE TIME (P1) AVG



## SMC PRIORITY 1 - 3 CALLS



## SMC FARE EVASION



**Preface:** The data is retrieved from the BART Police Database and remains unaudited until corrections. Numbers may differ from the reported data in the Uniform Crime Reporting (UCR) program.

Late reporting, the reclassification or unfounding of crimes, may affect statistics. Infraction citations consist of all individual charges. Felony arrests, misdemeanor arrests and citations are based on each instance per individual.



# Bay Area Rapid Transit Police Department

101 8th St, Oakland, CA, 94607 (510) 464-7000 [www.bart.gov/police](http://www.bart.gov/police)

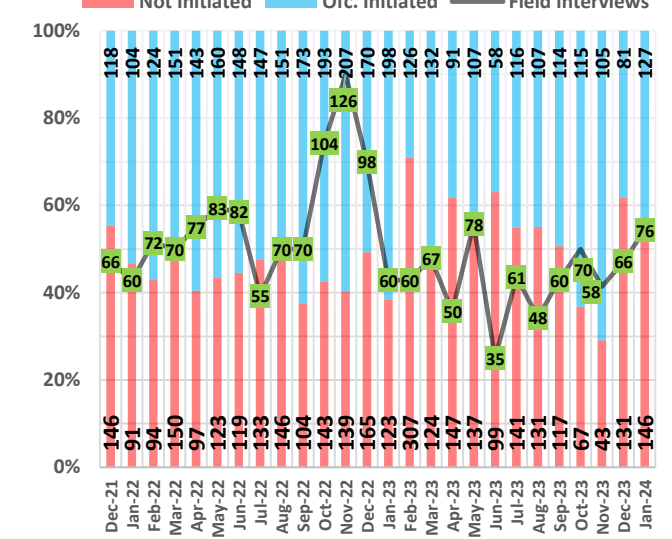
January 2024 Performance Measurement Review - Santa Clara County

PART 1 UCR Crime	2019	2020	2021	2022	2023	YTD 2023	YTD 2024	PCT %
Homicide	-	-	0	0	0	0	0	-%
Rape	-	-	0	0	0	0	0	-%
Robbery	-	-	2	0	2	0	0	-%
Aggravated Assault	-	1	0	2	0	0	0	-%
<b>Violent Crime Subtotal</b>	<b>0</b>	<b>1</b>	<b>2</b>	<b>2</b>	<b>2</b>	<b>0</b>	<b>0</b>	<b>-%</b>
Burglary (Structural)	-	-	0	0	0	0	0	-%
Larceny & Auto Burglary	-	1	0	0	7	0	0	-%
Auto Theft	-	-	0	0	1	0	0	-%
Arson	-	-	0	0	0	0	0	-%
<b>Property Crime Subtotal</b>	<b>0</b>	<b>1</b>	<b>0</b>	<b>0</b>	<b>8</b>	<b>0</b>	<b>0</b>	<b>-%</b>
<b>TOTAL</b>	<b>0</b>	<b>2</b>	<b>2</b>	<b>2</b>	<b>10</b>	<b>0</b>	<b>0</b>	<b>-%</b>

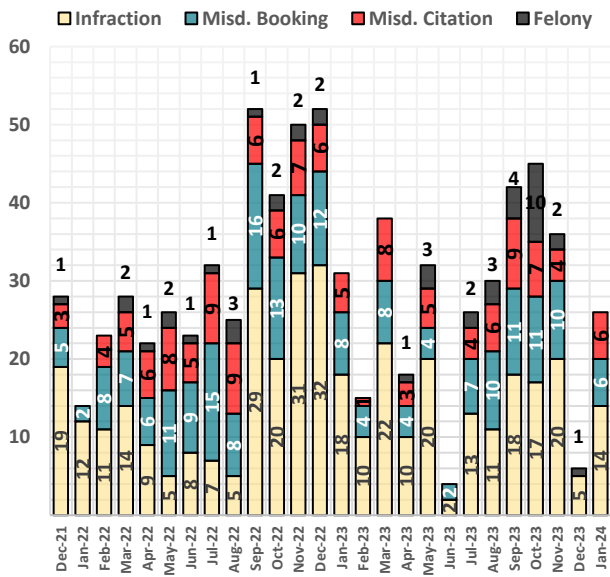
## SANTA CLARA ELECTRONIC CRIME



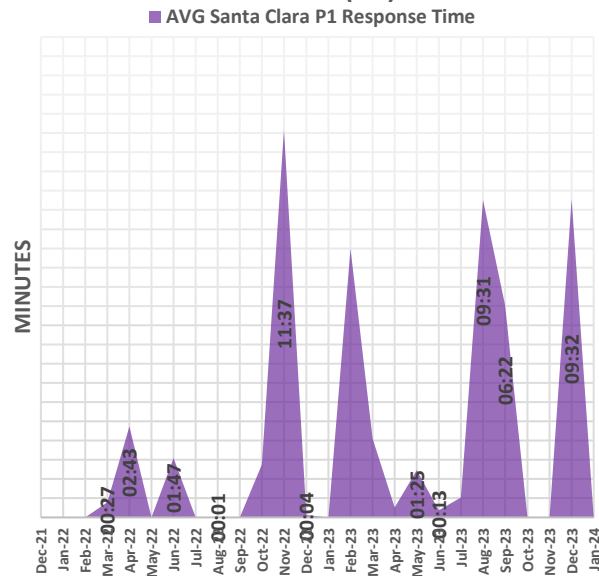
## SCC OFFICER-INITIATED INCIDENTS



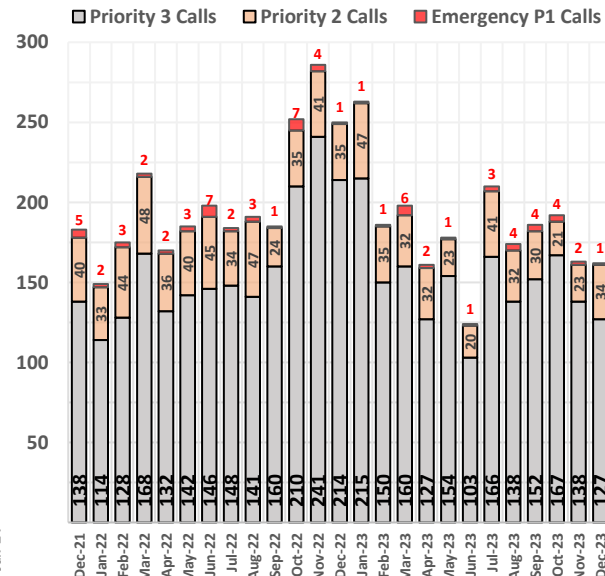
## SCC ARRESTS & CITATIONS



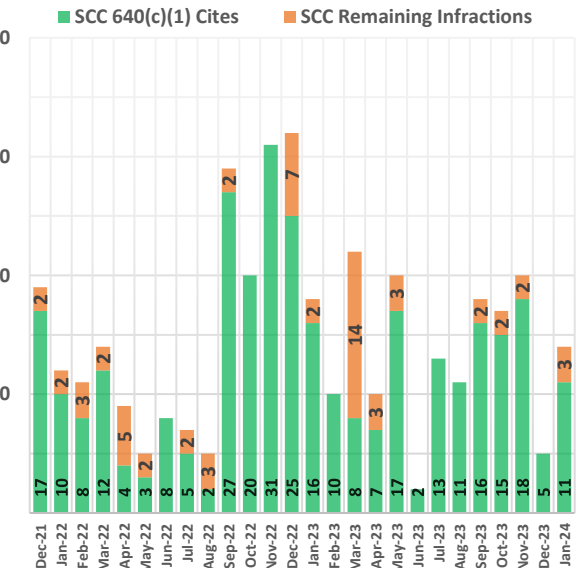
## RESPONSE TIME (P1) AVG



## SCC PRIORITY 1 - 3 CALLS



## SCC FARE EVASION



**Preface:** The data is retrieved from the BART Police Database and remains unaudited until corrections. Numbers may differ from the reported data in the Uniform Crime Reporting (UCR) program.

Late reporting, the reclassification or unfounding of crimes, may affect statistics. Infraction citations consist of all individual charges. Felony arrests, misdemeanor arrests and citations are based on each instance per individual.

## **Internal Affairs Division Acronyms**

Admin: Administrative

OIPA Investigation: Office of the Independent Police Auditor is conducting the investigation

S.R.: Supervisor Referral

Tolled: Internal Affairs Investigation is on hold (paused)

## **Allegation Types**

Arrest or Detention

BBP: Bias Based

Policing

CUBO: Conduct Unbecoming an Officer

Courtesy

Force

POD: Performance of Duty

Policy Complaint

Policy/Procedure

Racial Animus

Reporting

Misconduct Search

or Seizure Service

Review Supervision

Truthfulness

Workplace Discrimination/Harassment

**BART Police Department - Office of Internal Affairs**

**Investigation Log**

IA#:	DATE OCC'D	DATE REC'D	ALLEGATION	MISC	INVESTIGATOR	STATUS	5 Month Date	Due Date
IA2018-060	7/22/2018	7/23/2018	Service Review		Lt. Salas	Tolled	12/23/2018	
IA2020-017	2/15/2020	2/15/2020	Force		Sgt. Vuong	In Progress	7/16/2020	2/15/2020
IA2022-087	11/2/2022	11/3/2022	CUBO		Sgt. Vuong	In Progress	4/10/2023	11/3/2023
IA2022-093	12/6/2022	12/6/2022	Force, CUBO, Arrest		Sgt. Turner	In Progress	5/7/2023	12/6/2023
IA2023-001	1/2/2023	1/3/2023	CUBO		Sgt. Turner	In Progress	6/7/2023	1/3/2024
IA2023-005	1/28/2023	1/30/2023	Courtesy		Sgt. Vuong	In Progress	6/1/2023	1/30/2024
IA2023-009	2/7/2023	2/8/2023	BWC CUBO Policy/Procedure		Sgt. Vuong	In Progress	7/9/2023	2/8/2024
IA2023-018	2/27/2023	2/27/2023	Force, Policy/Procedure		Sgt. Vuong	In Progress	7/29/2023	2/27/2024
IA2023-019	1/28/2023	3/8/2023	Arrest/Detention, Search/Seizure		Sgt. Turner	In Progress	8/7/2023	3/8/2024
IA2023-021	3/14/2023	3/15/2023	Service Review	OIPA deferred to IA #23-06	Sgt. Vuong	In Progress	8/14/2023	3/15/2024
IA2023-022	2/27/2022	3/14/2023	Arrest/Detention, Force, BBP, BWC, Search/Seizure, CUBO	OIPA deferred to IA #23-05	Sgt. Turner	In Progress	8/13/2023	8/14/2024
IA2023-023	3/21/2023	3/21/2023	POD, BBP		Sgt. Vuong	In Progress	8/20/2023	8/21/2024
IA2023-025	3/25/2023	3/25/2023	CUBO, POD, Policy/Procedure		Sgt. Turner	In Progress	8/24/2023	8/25/2024
IA2023-026	3/25/2023	3/27/2023	POD, BBP		Sgt. Vuong	In Progress	8/26/2023	8/27/2024
IA2023-028	3/29/2023	3/28/2023	Search/Seizure		Sgt. Turner	In Progress	8/29/2023	3/29/2024
IA2023-029	3/29/2023	12/12/2022	Force, Arrest/Detention, CUBO		Sgt. Turner	In Progress	8/29/2023	3/29/2024
IA2023-030	4/1/2023	4/1/2023	Performance		Sgt. Turner	In Progress	9/1/2023	4/1/2024
IA2023-031	4/4/2023	4/4/2023	Performance, Policy/Procedure, Body Worn Camera		Sgt. Turner	In Progress	9/4/2023	4/4/2024
IA2023-032	4/2/2023	4/2/2023	Force		Sgt. Turner	In Progress	9/4/2023	4/2/2024

IA2023-033	4/7/2023	4/7/2023	CUBO		Sgt. Turner	In Progress	9/7/2023	4/7/2024
IA2023-035	3/5/2023	3/27/2023	Arrest/Detention		Sgt. Vuong	In Progress	8/28/2023	3/28/2024
IA2023-036	4/13/2023	4/13/2023	Force, Policy/Procedure	Retained by OIPA	OIPA	In Progress	9/12/2023	4/13/2024
IA2023-037	4/13/2023	4/13/2023	Arrest/Detention CUBO, BBP	Retained by OIPA	OIPA	In Progress	9/17/2023	4/13/2024
IA2023-038	4/17/2023	4/24/2023	Bias/ CUBO		Sgt. Vuong	In Progress	9/25/2023	4/25/2024
IA2023-040	4/28/2023	4/28/2023	CUBO		Sgt. Vuong	In Progress	9/29/2023	4/29/2024
IA2023-041	4/27/2023	4/28/2023	Arrest/Detention		Sgt. Vuong	In Progress	9/29/2023	4/29/2024
IA2023-042	4/18/2023	5/1/2023	Force		Sgt. Vuong	In Progress	10/2/2023	5/2/2024
IA2023-043	4/28/2023	5/1/2023	CUBO/ Force		Sgt. Vuong	In Progress	10/2/2023	5/2/2024
IA2023-044	04/04/02023	4/4/2023	CUBO		Sgt. Turner	In Progress	9/4/2023	4/4/2024
IA2023-045	5/10/2023	5/10/2023	Bias, Racial Animus, CUBO		Sgt. Vuong	In Progress	10/11/2023	5/11/2024
IA2023-046	5/16/2023	5/16/2023	Force, CUBO		Sgt. Vuong	In Progress	10/17/2023	5/17/2024
IA2023-047	4/20/2023	5/18/2023	CUBO		Sgt. Vuong	In Progress	10/19/2023	5/16/2024
IA2023-048	5/20/2023	5/20/2023	CUBO, Bias		Sgt. Turner	In Progress	10/20/2023	5/20/2024
IA2023-049	5/23/2023	5/25/2023	Arrest/Detention Force		Sgt. Turner	In Progress	11/8/2023	5/25/2024
IA2023-050	6/9/2023	6/9/2023	Force		Sgt. Vuong	Tolled	11/12/2023	6/9/2024
IA2023-051	Unkown	5/9/2023	Policy/Procedure CUBO, BBP	Retained by OIPA #23-16	OIPA	OIPA Investigation	10/8/2023	5/9/2024
IA2023-052	Unkown	4/27/2023	CUBO		Sgt. Turner	In Progress	9/26/2023	4/27/2024
IA2023-053	6/9/2023	6/16/2023	Policy/Procedure BBP, CUBO		Sgt. Vuong	In Progress	11/15/2023	6/16/2024
IA2023-054	5/6/2023	5/6/2023	Force		Sgt. Turner	In Progress	11/15/2023	5/6/2024
IA2023-055	Unkown	5/20/2023	Policy/Procedure, POD, CUBO		Lt. Salas	In Progress	10/19/2023	5/20/2024
IA2023-056	6/23/2023	6/26/2023	Courtesy		Sgt. Vuong	In Progress	11/25/2023	6/26/2024
IA2023-057	6/7/2023	6/8/2023	CUBO	OIPA deferred to IA #23-19	Sgt. Turner	In Progress	11/7/2023	6/8/2024
IA2023-058	4/27/2023	4/27/2023	CUBO		Sgt. Turner	In Progress	9/27/2023	4/27/2024
IA2023-059	7/3/2023	7/3/2023	Performance		Sgt. Turner	In Progress	12/3/2023	7/3/2024
IA2023-060	7/6/2023	7/6/2023	Bias, Performance		Sgt. Vuong	In Progress	12/6/2023	7/6/2024



IA2023-061	3/10/2023	7/5/2023	CUBO		Sgt. Turner	In Progress	8/10/2023	7/5/2024
IA2023-062	6/24/2023	7/10/2023	Force		Sgt. Vuong	In Progress	11/24/2023	6/24/2024
IA2023-063	7/10/2023	7/10/2023	CUBO		Sgt. Turner	In Progress	12/10/2023	7/10/2024
IA2023-065	7/3/2023	7/16/2023	Bias-Based Policing	OIPA deffered to IA # 23-27	Sgt. Turner	In Progress	12/3/2023	7/16/2024
IA2023-066	7/20/2023	7/23/2023	Arrest/Detention , Force, Policy/Procedure, Performance of Duty, Search/Seizure		Sgt. Vuong	In Progress	12/23/2023	7/23/2024
IA2023-067	7/22/2023	7/22/2023	POD	OIPA monitoring	Sgt. Vuong	In Progress	12/22/2023	7/22/2024
IA2023-068	7/17/2023	7/23/2023	Performance of Duty	OIPA deffered to IA # 23-28		In Progress	12/17/2023	7/23/2024
IA2023-069	5/7/2023	7/24/2023	CUBO		Sgt. Vuong	In Progress	10/7/2023	7/24/2024
IA2023-070	7/27/2023	7/27/2023	Force		Lt. Salas	In Progress	12/27/2023	7/27/2024
IA2023-071	7/28/2023	7/28/2023	CUBO		Sgt. Vuong	In Progress	12/28/2023	7/28/2024
IA2023-072	7/25/2023	7/28/2023	Performance of Duty	OIPA deffered to IA # 23-30	Sgt. Turner	In Progress	12/25/2023	7/28/2024
IA2023-073	7/24/2023	7/28/2023	Force		Sgt. Turner	In Progress	12/24/2023	7/28/2024
IA2023-074	7/25/2023	7/28/2023	Force		Sgt. Vuong	In Progress	12/25/2023	7/28/2024
IA2023-075	7/29/2023	7/29/2023	Force, CUBO		Sgt. Turner	In Progress	12/29/2023	7/29/2024
IA2023-076	7/31/2023	7/31/2023	Force		Sgt. Vuong	In Progress	12/31/2023	7/31/2024
IA2023-077	8/9/2023	8/9/2023	CUBO		Sgt. Turner	In Progress	1/9/2024	8/9/2024
IA2023-078	8/10/2023	8/10/2023	CUBO		Sgt. Vuong	In Progress	1/10/2024	8/10/2024
IA2023-079	Unkown	8/14/2023	CUBO Policy/Procedure	Retained by OIPA #23-31	OIPA	In Progress	1/14/2024	8/14/2024
IA2023-080	8/14/2023	8/14/2023	CUBO		Sgt. Turner	In Progress	1/14/2024	8/14/2024
IA2023-081	7/13/2023	8/15/2023	Force		Sgt. Turner	In Progress	12/13/2023	8/15/2024
IA2023-082	5/25/2023	8/18/2023	Force		Sgt. Turner	In Progress	10/25/2023	8/18/2024
IA2023-083	8/10/2023	8/16/2023	Force		Sgt. Vuong	In Progress	1/10/2024	8/16/2024
IA2023-084	8/17/2023	8/18/2023	CUBO		Sgt. Turner	In Progress	1/17/2024	8/18/2024
IA2023-085	8/18/2023	8/18/2023	Force, BWC		Sgt. Vuong	In Progress	1/18/2024	8/18/2024

IA2023-086	8/1/2023	8/25/2023	Force		Sgt. Vuong	In Progress	1/1/2024	8/18/2024
IA2023-087	8/16/2023	8/16/2023	CUBO		Lt. Salas	Tolled	1/16/2024	8/16/2024
IA2023-088	8/29/2023	9/1/2023	CUBO Courtsey		Sgt. Turner	In Progress	1/29/2024	8/29/2024
IA2023-089	9/1/2023	9/1/2023	CUBO		Sgt. Vuong	In Progress	2/1/2024	9/1/2024
IA2023-090	9/4/2023	9/4/2023	Bias		Sgt. Vuong	In Progress	2/4/2024	9/4/2024
IA2023-091	9/3/2023	9/3/2023	CUBO Performance of Duty		Lt. Salas	Tolled	2/3/2024	9/3/2024
IA2023-092	9/12/2023	9/14/2023	Bias-Based Policing	OIPA monitoring #23-35	Sgt. Vuong	In Progress	2/12/2024	9/12/2024
IA2023-093	7/24/2022	9/15/2023	Force CUBO		Sgt. Turner	In Progress	2/15/2024	9/15/2024
IA2023-094	9/13/2023	9/15/2023	Bias-Based Policing Performance of Duty Courtesy	OIPA deferred to IA #23-32	Sgt. Turner	In Progress	2/13/2024	9/13/2024
IA2023-095	9/21/2023	9/21/2023	CUBO, Force, POD, P/P		Lt. Salas	In Progress	9/21/2024	9/21/2024
IA2023-096	9/13/2023	9/20/2023	Bias-Based Policing Force CUBO	OIPA deferred to IA #23-33	Sgt. Vuong	In Progress	2/13/2024	9/13/2024
IA2023-097	9/8/2023	9/21/2023	CUBO		Sgt. Vuong	In Progress	2/8/2024	9/8/2024
IA2023-098	9/20/2023	9/22/2023	Force CUBO Bias-Based Policing		Sgt. Turner	In Progress	2/20/2024	9/20/2024
IA2023-099	10/6/2023	10/6/2023			Sgt. Turner	In Progress	3/6/2024	10/6/2024
IA2023-100	2/18/2023	10/23/2023	Force		Sgt. Vuong	In Progress	3/23/2024	10/23/2024
IA2023-101	10/22/2023	10/24/2023	Force		Sgt. Vuong	To the Chief	3/24/2024	10/24/2024
IA2023-102	9/28/2023	10/25/2023	Policy/Procedure (Documentaion) Detention	OIPA Monitoring	Sgt. Turner	In Progress	3/25/2024	10/25/2024
IA2023-103	9/3/2023	10/19/2023	Bias , Policy/Procedure	OIPA # 23-36	OIPA	In Progress	3/25/2024	3/25/2024
IA2023-104	11/1/2023	11/1/2023	Courtesy		Sgt. Vuong	In Progress	4/1/2024	11/1/2024
IA2023-105	11/1/2023	11/1/2023	Force		Sgt. Turner	In Progress	4/1/2024	11/1/2024

IA2023-106	11/7/2023	11/7/2023	Policy/Procedure	Administrative	Sgt. Turner	In Progress	4/7/2024	11/7/2024
IA2023-107	8/17/2023	8/17/2023	Force		Sgt. Turner	In Progress	1/17/2024	8/17/2024
IA2023-108	11/20/2023	11/20/2023	Courtesy		Sgt. Vuong	In Progress	4/20/2024	4/20/2024
IA2023-109	11/8/2023	11/28/2023	CUBO		Sgt. Vuong	In Progress	4/8/2024	11/28/2024
IA2023-110	12/1/2023	12/1/2023	Force		Sgt. Turner	In Progress	5/1/2024	12/1/2024
IA2023-111	12/5/2023	12/5/2023	Bias		Sgt. Vuong	In Progress	4/1/2024	12/5/2024
IA2023-112	12/8/2023	12/6/2023	Force		Sgt. Turner	In Progress	5/8/2024	12/8/2024
IA2023-113	12/12/2023	12/9/2023	Force		Sgt. Vuong	In Progress	5/12/2024	12/12/2024
IA2023-114	12/12/2023	12/10/2023	CUBO		Sgt. Turner	In Progress	5/12/2024	12/12/2024
IA2023-115	12/20/2023	12/21/2023	Force		Sgt. Vuong	In Progress	5/21/2024	12/21/2024
IA2023-116	12/22/2023	12/23/2023	Force		Sgt. Turner	In Progress	5/22/2024	12/22/2024
IA2023-117	12/28/2023	12/28/2023	Force		Sgt. Vuong	In Progress	5/28/2024	12/28/2024
IA2023-118	12/28/2023	12/29/2023	Performance of Duty		Sgt. Turner	In Progress	5/28/2024	12/28/2024
IA2024-001	1/1/2024	1/2/2024	CUBO		Sgt. Turner	In Progress	6/1/2024	1/1/2025
IA2024-002	10/25/2023	1/4/2024	Force		Sgt. Turner	In Progress	6/4/2024	1/4/2025
IA2024-003	1/4/2024	1/5/2024	Arrest or Detention	OIPA Monitoring #24-02	Sgt. Turner	In Progress	6/4/2024	1/4/2025
IA2024-005	1/30/2024	2/1/2024	Arrest/Detention, Force, Policy/Procedure, Performance of Duty	OIPA #24-04	OIPA		6/30/2024	1/30/2025
IA2024-006	2/3/2024	2/3/2024	CUBO		Sgt. Vuong	In Progress	7/3/2024	2/3/2025
IA2024-007	2/5/2024	2/5/2024	Force		Sgt. Vuong	In Progress	7/5/2024	2/5/2025
IA2024-008	2/5/2024	2/3/2024	Force		Sgt. Turner	In Progress	7/5/2024	2/3/2025
IA2024-009	2/4/2024	2/7/2024	Bias-Based Policing , Force, Performance of Duty , Policy/Procedure	OIPA #24-05	OIPA	In Progress	7/4/2024	2/7/2025

# BART Watch - 2024

	Jan	Feb	Mar	Apr	May	Jun	Jul	Aug	Sep	Oct	Nov	Dec	YTD
Crime in Progress	49												49
Disruptive Behavior	469												469
Smoking or Drug Use	600												600
Human Trafficking	0												0
Illegally Parked Vehicle	14												14
Aggressive Panhandling	10												10
Report a Crime Tip	17												17
Robbery / Theft	13												13
Sexual Assault / Lewd Behavior	15												15
Suspicious Activity	77												77
Unattended Bag or Package	38												38
Unsecure Door	15												15
Vandalism	61												61
Welfare Check	221												221
Unwanted Sexual Harassment	6												6
<b>Total</b>	<b>1605</b>	<b>0</b>	<b>0</b>	<b>0</b>	<b>0</b>	<b>0</b>	<b>0</b>	<b>0</b>	<b>0</b>	<b>0</b>	<b>0</b>	<b>0</b>	<b>1605</b>
Text-a-Tip	557												557
BART Watch App Installs	1182												1182

Lifetime Downloads: 103,485