

Prohibition Order Statistics
(From November 1, 2022 to November 30, 2022)

Crime	Description	Prohibition Orders Issued	Percentage	In-Custody	Citations
664/187 PC	Attempt Murder				
215 PC	Carjacking				
211 PC 664/211/212.5 PC	Robbery/ Attempt Robbery	3		3	
241/243/422/415(3) PC	Assault/Battery/Threats to Station Agents	4		4	
243/422 PC	Battery/Threats to Train Operator				
243/422 PC	Battery/Threats to System Service or Other				
243(b)/69/422PC	Battery/Threats to Officer	7		7	
243(e)(1) PC	Domestic Battery				
273.5 PC	Domestic Battery– Corporal Injury	2		2	
243.3/243d/422 PC	Battery/Threats to Patron	8		6	2
243.4/288 PC	Sexual Battery	1		1	
245 PC	Assault with Deadly Weapon	4		3	1
273d(a) PC/ 243a(b) PC	Child Abuse/ Endangerment				
314 PC	Indecent Exposure	5		5	
417 PC	Brandishing Weapon				
647(a) PC	Lewd Conduct				
11352/11360 H&S	Narcotic Sales				
148 PC ;/ 237 PC	Resisting Arrest/ False Imprisonment				
Total		34		31	3

2022 AB730 STATISTICS

Crime	Description	Arrests	Prohibition Appeals	Mental Illness *	Transient	Juvenile (<18)
664/187 PC	Attempt Murder					
215 PC	Carjacking					
211 PC 664/211/212.5 PC	Robbery/ Attempt Robbery	3			3	
243/422 PC	Battery/Threats to Station Agent	4			1	
243/422 PC	Battery/Threats to Train Operator					
243/422 PC	Battery/Threats to System Service or Other					
243(b)/69/422 PC	Battery/Threats to Officer	7			1	
243(e)(1) PC	Domestic Battery					
273.5 PC	Domestic Battery– Corporal Injury	2				1
243.3 PC/ 422 PC	Battery/Threats to Patron	6				
243.4/288 PC	Sexual Battery	1				
245 PC	Assault w/ Deadly Weapon	3				3
487(c) PC	Theft from Person					
314 PC	Indecent Exposure	5		1		
417 PC	Brandishing Weapon					
647(A) PC	Lewd Conduct					
11352/11360 H&S	Sales of Illegal Narcotics					
148 PC ;/ 237 PC	Resisting Arrest/ False Imprisonment					
Total		31		1	5	4

2022 AB730 STATISTICS

Crime Classification	Prohibition Orders Issued
Felony	16
Misdemeanor	18
	34

Gender	Prohibition Orders Issued
Male	29
Female	5
	34

Ethnic Background	Prohibition Orders Issued
Black	23
Hispanic	6
Other	1
White	4
	34

Age	Prohibition Orders Issued
17 & Under	4
18 to 25	7
26 to 35	14
36 to 45	5
46 to 55	3
56 +	1
	34

2022 AB730 STATISTICS

Age/Ethnic Background	Black	Hispanic	Other	White
17 & Under	4	0	0	0
18 to 25	1	4	0	2
26 to 35	10	2	1	2
36 to 45	4	0	0	0
46 to 55	3	0	0	0
56 +	1	0	0	0
	23	6	1	4

Month	Prohibition Orders Issued
January	22
February	19
March	21
April	18
May	34
June	23
July	30
August	22
September	25
October	33
November	34
December	
Year to date total =	281

Zone	Prohibition Orders Issued
Zone 1 (Oakland)	9
Zone 2R (Berkeley & West Contra Costa County)	2
Zone 2C (East Contra Costa County)	7
Zone 3 (South Alameda County)	10
Zone 4 (San Francisco County)	2
Zone 5 (San Mateo County)	2
Zone 6 (Santa Clara County)	2
	34

2022 AB730 STATISTICS

Station	Zone	Prohibition Orders
12 th Street (Oakland)	1	2
16 th Street (San Francisco)	4	
19 th Street (Oakland)	1	1
24 th Street (San Francisco)	4	1
Ashby (Berkeley) – AHS	2r	
Balboa Park (San Francisco) – BPS	4	
Bay Fair (San Leandro) – BFS	3	
Berkeley - BES	2r	
Berryessa – BYS	6	1
Castro Valley – CVS	3	1
Civic Center (San Francisco) – CCS	4	
Coliseum (Oakland) – COS	1	4
Colma – CLS	5	
Concord - CDS	2c	
Daly City – DCS	5	1
Dublin Pleasanton – DPS	3	1
El Cerrito Del Norte – CNS	2r	1
El Cerrito Plaza – CPS	2r	
Embarcadero (San Francisco) – EMS	4	
Fremont - FMS	3	
Fruitvale (Oakland) – FVS	1	
Glen Park (San Francisco) - GPS	4	
Hayward – HAS	3	3
Lafayette – LFS	2c	
Lake Merritt (Oakland) – LMS	1	1
MacArthur (Oakland) – MAS	1	3
Millbrae – MBS	5	
Milpitas – MPS	6	1
Montgomery Street (SF) – MOS	4	1
North Berkeley – NBS	2r	
North Concord – NCS	2c	
Orinda - ORS	2c	2
Pittsburg – PBS	2c	
Pleasant Hill – PHS	2c	
Powell Street (San Francisco) – PPS	4	
Richmond – RIS	2r	1
Rockridge - ROS	2c	
San Bruno – SBS	5	
San Leandro – SLS	3	1
South Hayward – SHS	3	3
South San Francisco – SSS	5	
Union City – UCS	3	1
Walnut Creek – WCS	2c	2
Warm Springs – WSS	3	
West Dublin – WDS	3	
West Oakland – OWS	1	2
San Francisco Airport (SFO)	5	
Other BART Property (P&R)		
Total Stations		34

2022 AB730 STATISTICS

Public Utilities Code Section 99171(a) (1) (A)

There have been 0 violations during this month. No subjects were cited on three separate occasions for the violations, within a period of 90 consecutive days.

Violation	Description	Number of Violations
640(d)(1) PC	Willfully Disturbing Others	0
640(d)(4) PC	Blocking Free Movement	0
Total		0

*** In all cases involving mental illness issues, subjects are transported to and evaluated at a psychiatric facility prior to being booked at the jail or cited.**

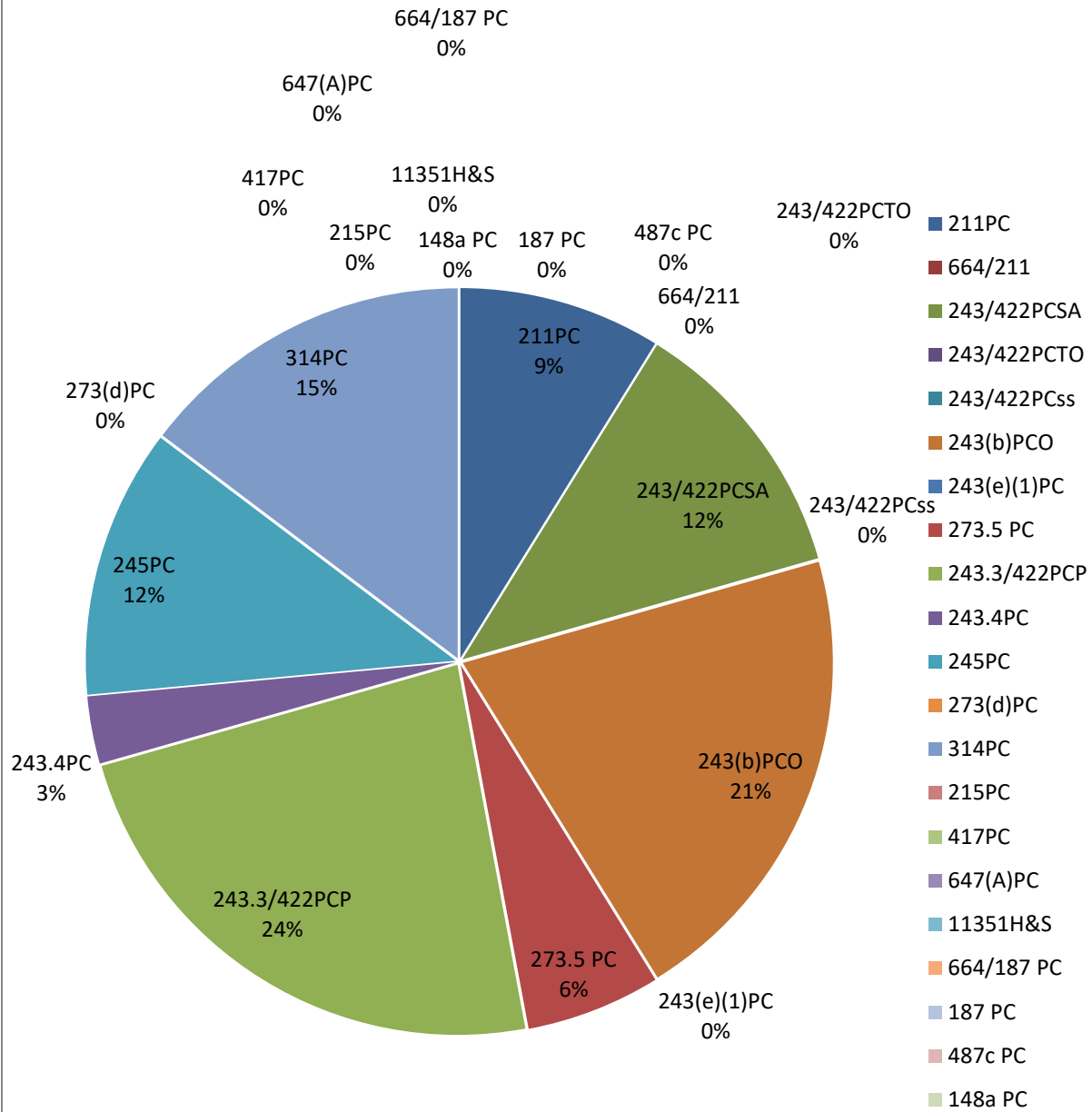
**** Percentages rounded to nearest quarter of a percent - .25**

i Not a qualifying offense

Top 5 Stations for Part I Crime		
Arrests and Citations		
Felony		Not Available
Misdemeanor		Not Available
Arrest by Citation		Not Available
Fare Evasion		Not Available
Total Commendations Written		Not Available
Total Calls to ISRC (Dispatch)		Not Available
Total phone calls, 911 call, events created	Total Phone calls answered by ISRC	Not Available
	Total 911 Calls	Not Available
Field Interview Cards		Not Available

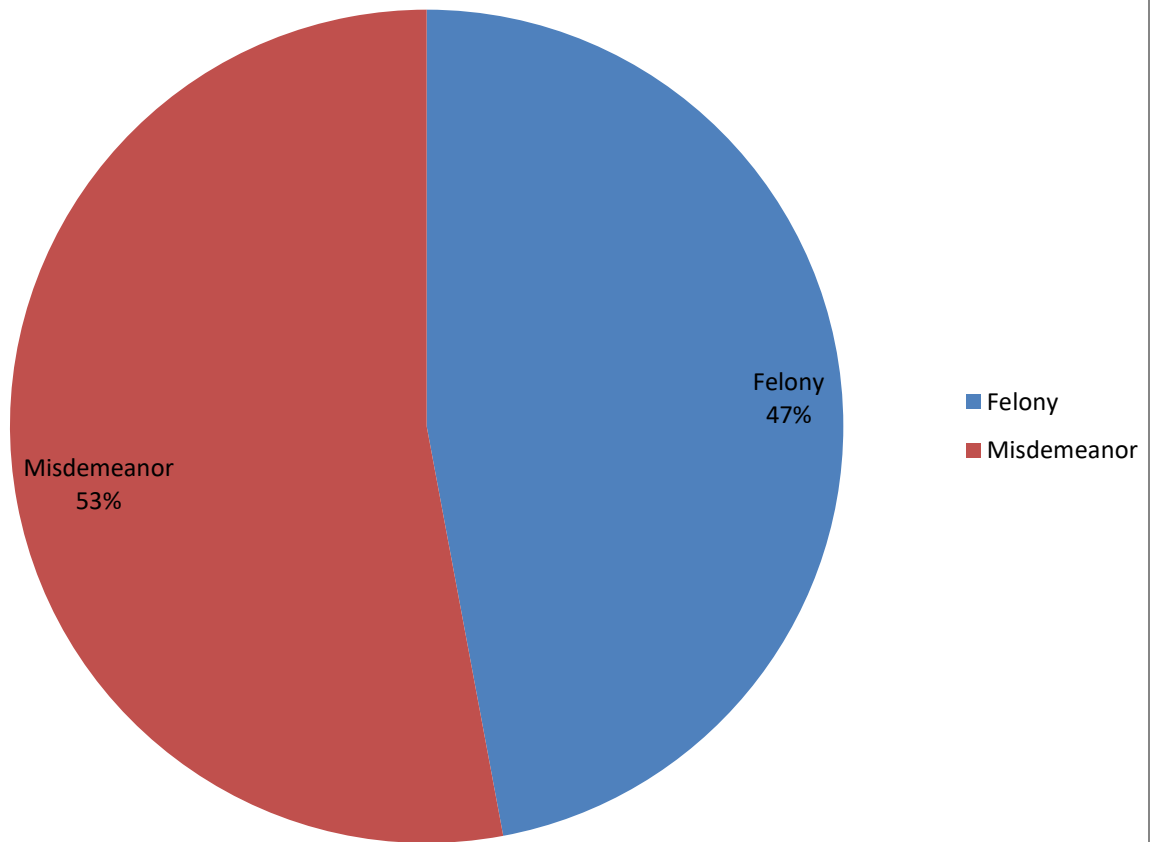
AB730 Violation Statistics November (2022)

Arrests



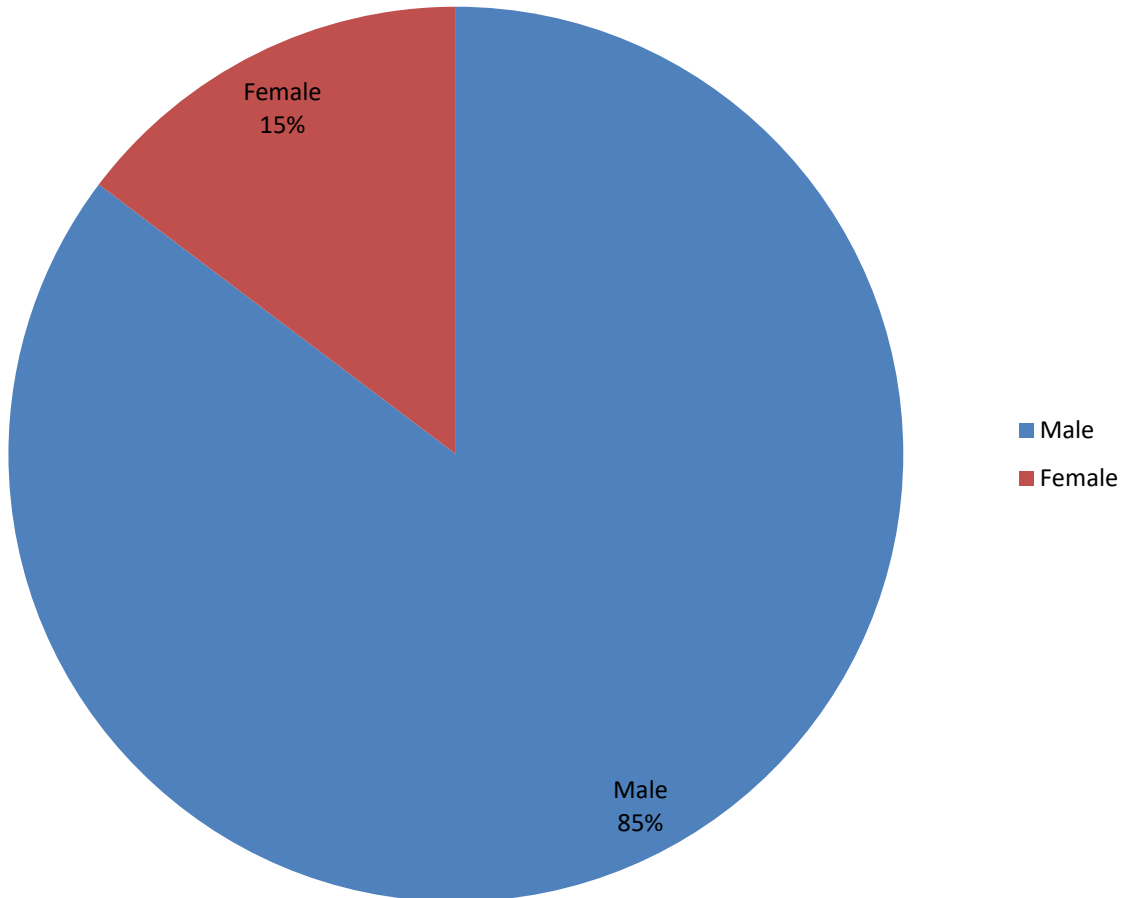
AB730 Violation Statistics November (2022)

Crime Classification



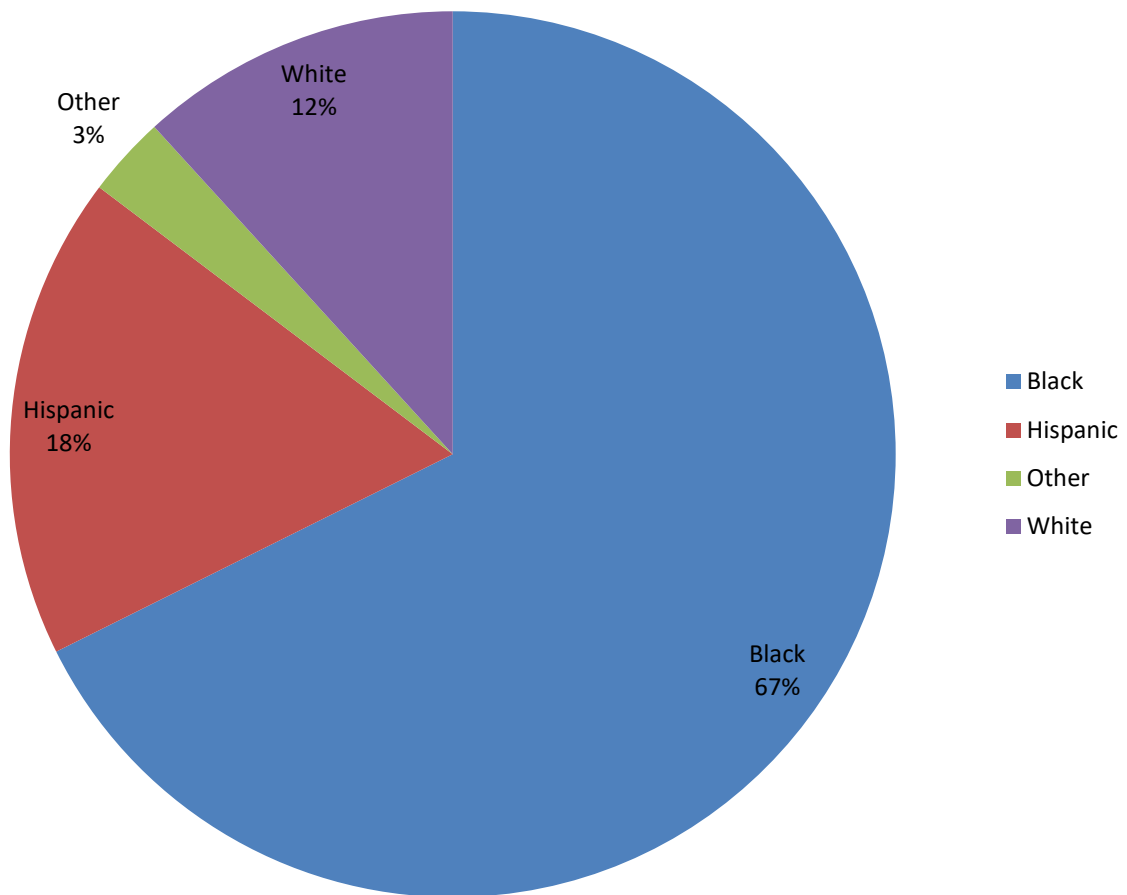
AB730 Violation Statistics November (2022)

Gender



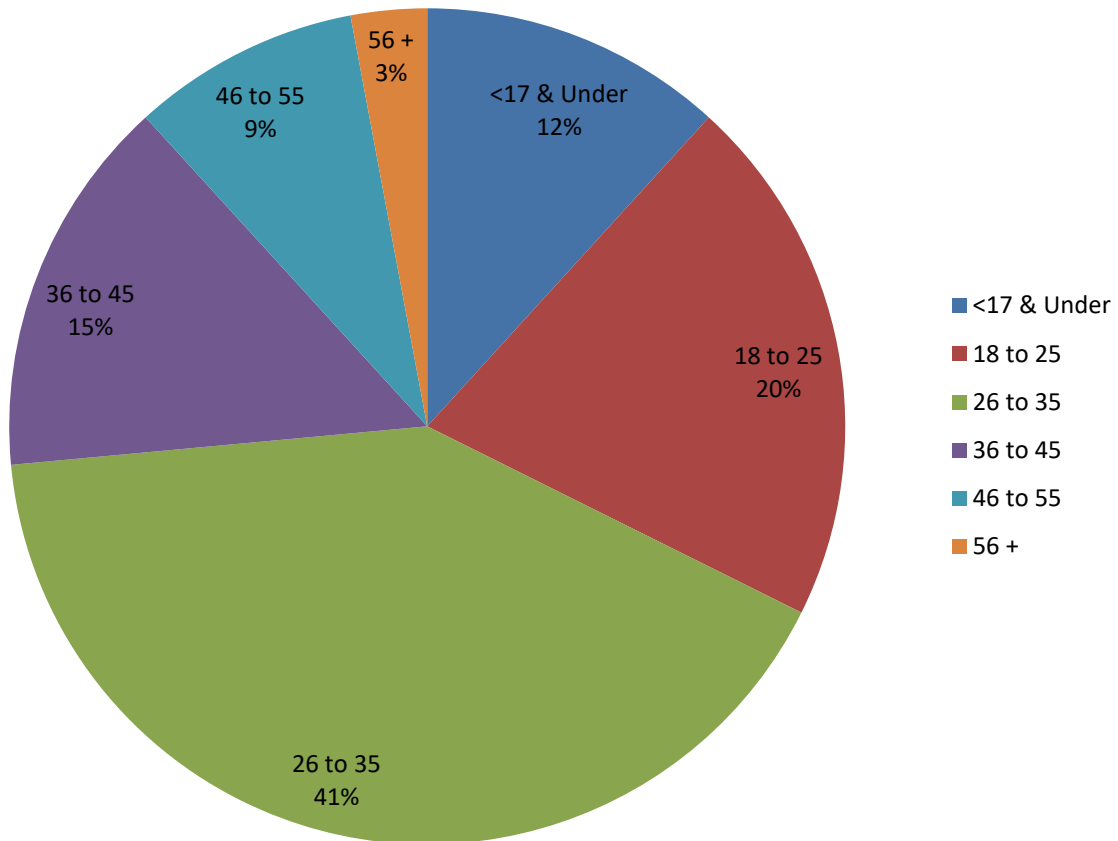
AB730 Violation Statistics November (2022)

Ethnic Background

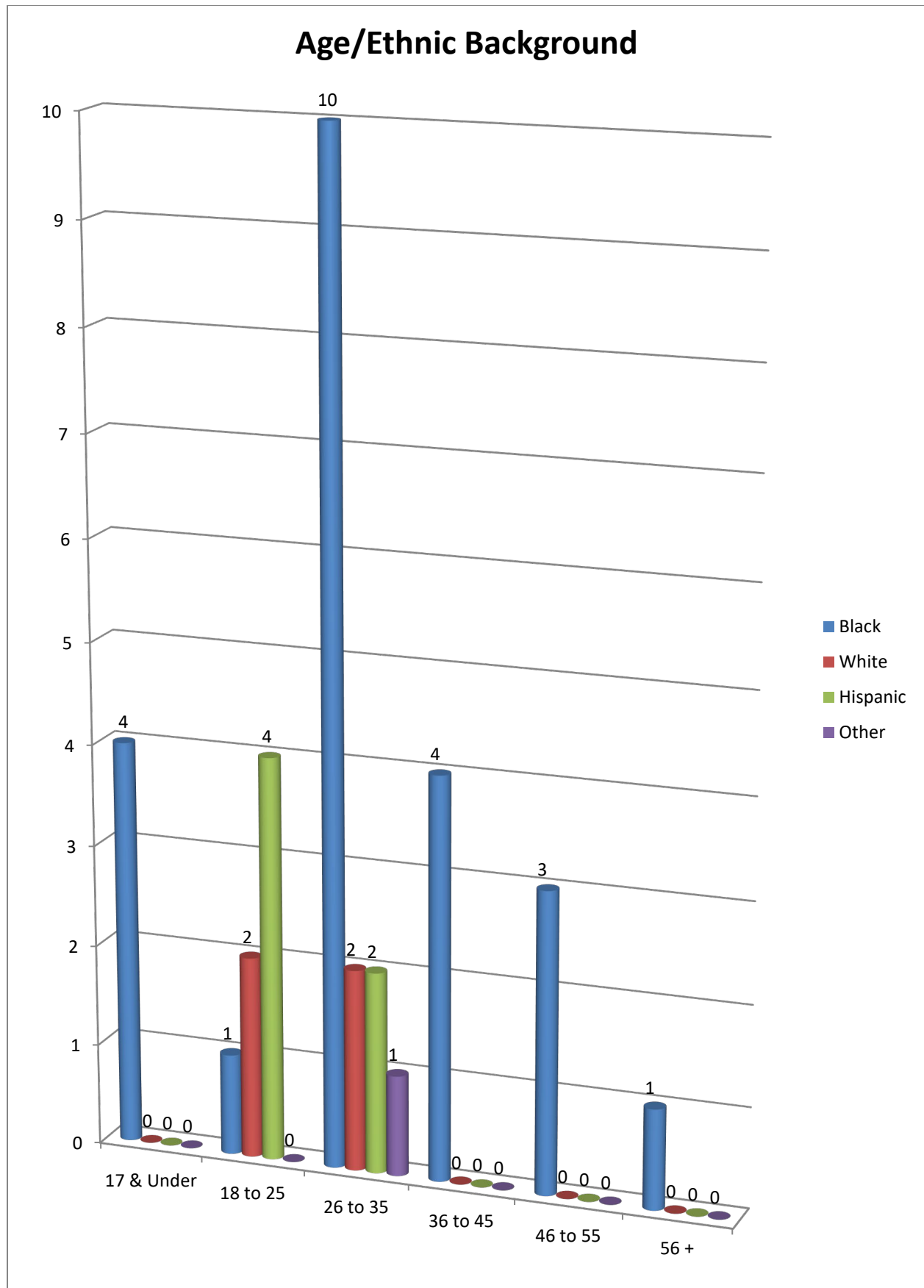


AB730 Violation Statistics November (2022)

Age

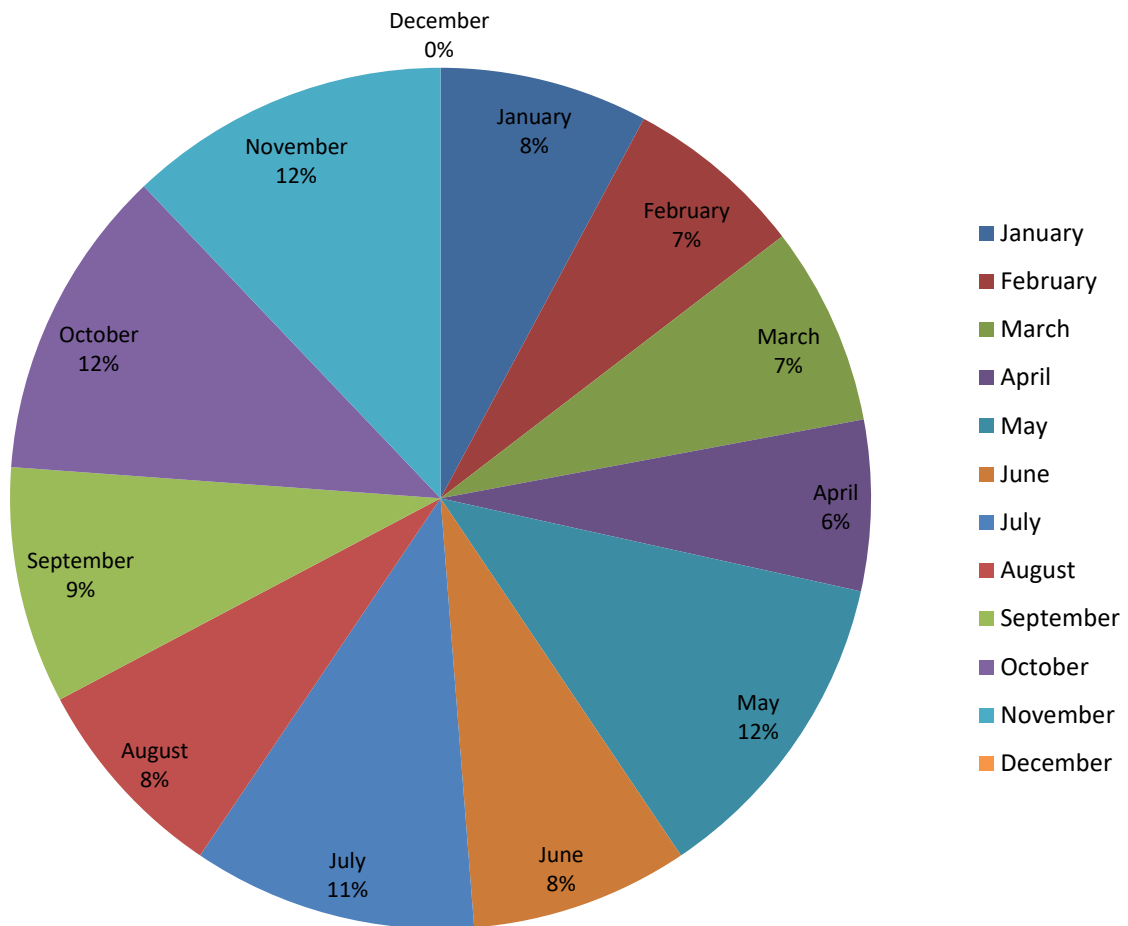


AB730 Violation Statistics November (2022)



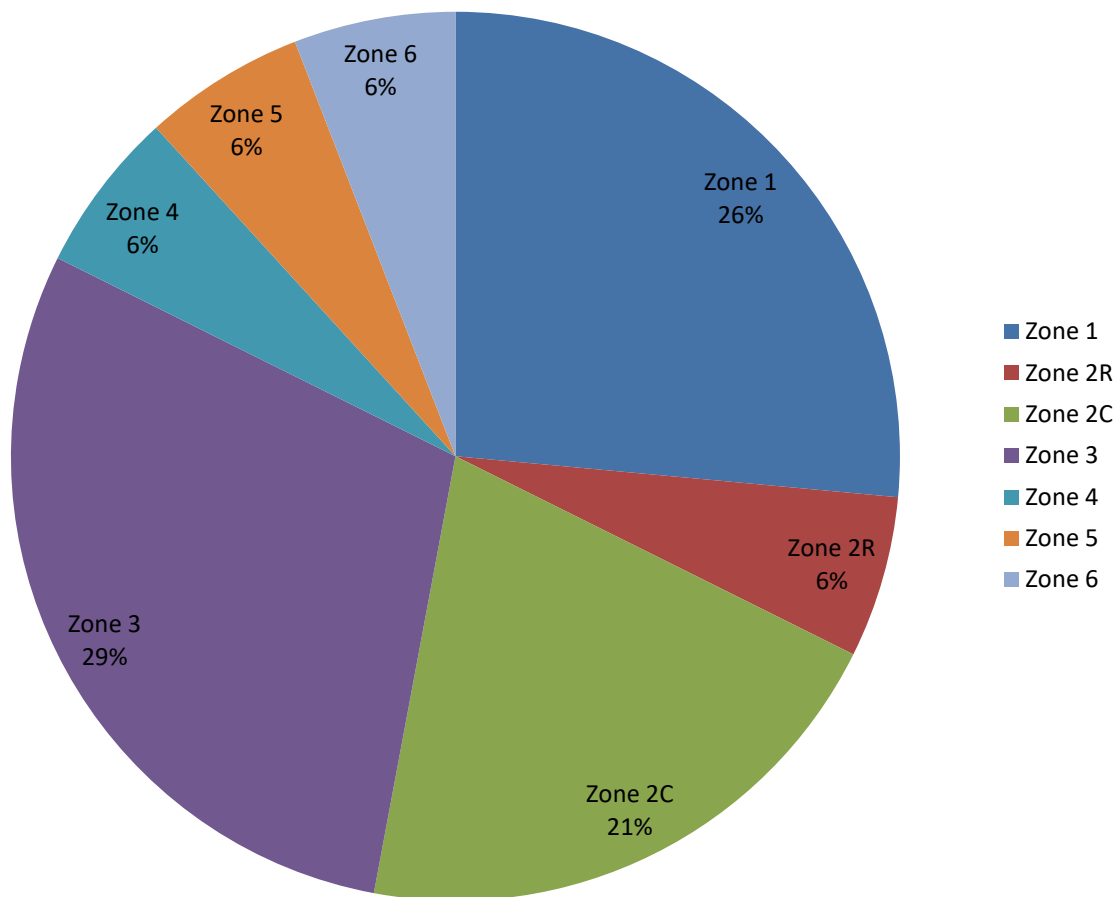
AB730 Violation Statistics November (2022)

Year to Date by Month



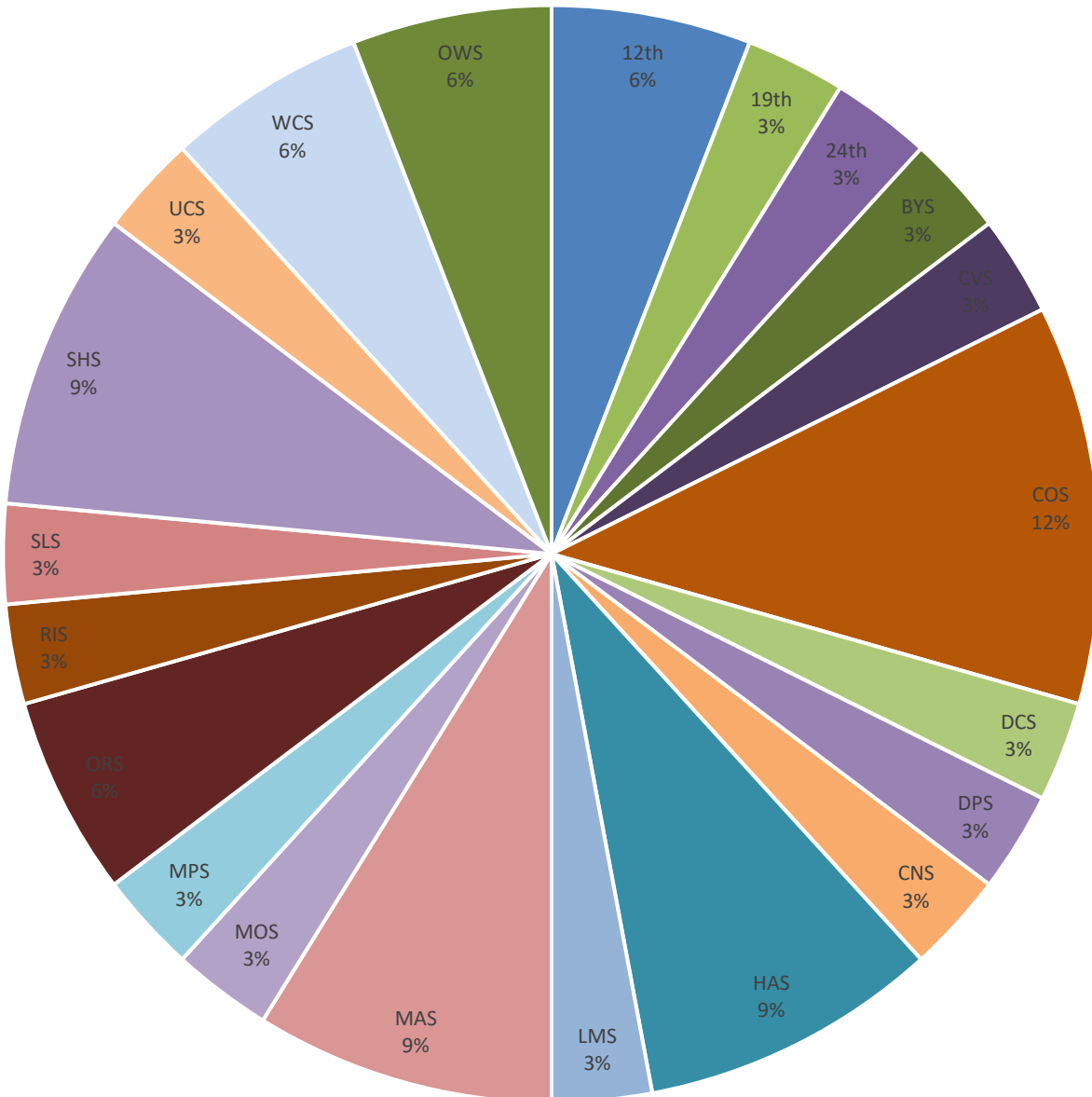
AB730 Violation Statistics November (2022)

Zone



AB730 Violation Statistics November (2022)

Stations



■ 12th ■ 16th ■ 19th ■ 24th ■ AHS ■ BPS ■ BFS ■ BES ■ BYS ■ CVS ■ CCS ■ COS
 ■ CLS ■ CDS ■ DCS ■ DPS ■ CPS ■ CNS ■ EMS ■ FMS ■ FVS ■ GPS ■ HAS ■ LAS
 ■ LMS ■ MAS ■ MBS ■ MOS ■ MPS ■ NBS ■ NCS ■ ORS ■ PBS ■ PHS ■ PPS ■ RIS
 ■ ROS ■ SLS ■ SFO ■ SHS ■ SSF ■ UCS ■ WCS ■ WDS ■ OWS ■ SBS ■ WSS ■ Other