

Prohibition Order Statistics
(From July 1, 2022 to July 31, 2022)

Crime	Description	Prohibition Orders Issued	Percentage	In-Custody	Citations
664/187 PC	Attempt Murder				
215 PC	Carjacking				
211 PC 664/211/212.5 PC	Robbery/ Attempt Robbery	4		3	1
241/243/422/415(3) PC	Assault/Battery/Threats to Station Agents	4		3	1
243/422 PC	Battery/Threats to Train Operator				
243/422 PC	Battery/Threats to System Service or Other				
243(b)/69/422PC	Battery/Threats to Officer	3		3	
243(e)(1) PC	Domestic Battery	3		3	
273.5 PC	Domestic Battery– Corporal Injury	1		1	
243.3/243d/422 PC	Battery/Threats to Patron	7		7	
243.4/288 PC	Sexual Battery				
245 PC	Assault with Deadly Weapon	2		2	
273d(a) PC/ 243a(b) PC	Child Abuse/ Endangerment				
314 PC	Indecent Exposure	1		1	
417 PC	Brandishing Weapon	2		2	
647(a) PC	Lewd Conduct	1		1	
11352/11360 H&S	Narcotic Sales	2		2	
148 PC ;/ 237 PC	Resisting Arrest/ False Imprisonment				
Total		30	100%**	28 (%)**	2 (%)**

2022 AB730 STATISTICS

Crime	Description	Arrests	Prohibition Appeals	Mental Illness *	Transient	Juvenile (<18)
664/187 PC	Attempt Murder					
215 PC	Carjacking					
211 PC 664/211/212.5 PC	Robbery/ Attempt Robbery	3				2
243/422 PC	Battery/Threats to Station Agent	3		1	1	
243/422 PC	Battery/Threats to Train Operator					
243/422 PC	Battery/Threats to System Service or Other					
243(b)/69/422 PC	Battery/Threats to Officer	3		1		
243(e)(1) PC	Domestic Battery	3				
273.5 PC	Domestic Battery– Corporal Injury	1				
243.3 PC/ 422 PC	Battery/Threats to Patron	7		1	2	
243.4/288 PC	Sexual Battery					
245 PC	Assault w/ Deadly Weapon	2				
487(c) PC	Theft from Person					
314 PC	Indecent Exposure	1				
417 PC	Brandishing Weapon	2				
647(A) PC	Lewd Conduct	1				
11352/11360 H&S	Sales of Illegal Narcotics	2				
148 PC ;/ 237 PC	Resisting Arrest/ False Imprisonment					
Total		28		3	3	2

2022 AB730 STATISTICS

Crime Classification	Prohibition Orders Issued
Felony	18
Misdemeanor	12
	30

Gender	Prohibition Orders Issued
Male	21
Female	9
	30

Ethnic Background	Prohibition Orders Issued
Black	22
Hispanic	1
Other	2
White	5
	30

Age	Prohibition Orders Issued
17 & Under	2
18 to 25	4
26 to 35	11
36 to 45	8
46 to 55	2
56 +	3
	30

2022 AB730 STATISTICS

Age/Ethnic Background	Black	Hispanic	Other	White
17 & Under	2	0	0	0
18 to 25	3	0	0	1
26 to 35	5	1	2	3
36 to 45	8	0	0	0
46 to 55	2	0	0	0
56 +	2	0	0	1
Total:	22	1	2	5

Month	Prohibition Orders Issued
January	22
February	19
March	21
April	18
May	34
June	23
July	30
August	
September	
October	
November	
December	
Year to date total =	167

Zone	Prohibition Orders Issued
Zone 1 (Oakland)	15
Zone 2R (Berkeley & West Contra Costa County)	4
Zone 2C (East Contra Costa County)	1
Zone 3 (South Alameda County)	3
Zone 4 (San Francisco County)	3
Zone 5 (San Mateo County)	1
Zone 6 (Santa Clara County)	3
	30

2022 AB730 STATISTICS

Station	Zone	Prohibition Orders
12 th Street (Oakland)	1	4
16 th Street (San Francisco)	4	
19 th Street (Oakland)	1	
24 th Street (San Francisco)	4	
Antioch - ANS	2c	1
Ashby (Berkeley) – AHS	2r	
Balboa Park (San Francisco) – BPS	4	
Bay Fair (San Leandro) – BFS	3	
Berkeley - BES	2r	
Berryessa – BYS	6	2
Castro Valley – CVS	3	
Civic Center (San Francisco) – CCS	4	1
Coliseum (Oakland) – COS	1	2
Colma – CLS	5	
Concord - CDS	2c	
Daly City – DCS	5	
Dublin Pleasanton – DPS	3	
El Cerrito Del Norte – CNS	2r	
El Cerrito Plaza – CPS	2r	
Embarcadero (San Francisco) – EMS	4	
Fremont - FMS	3	
Fruitvale (Oakland) – FVS	1	
Glen Park (San Francisco) - GPS	4	
Hayward – HAS	3	2
Lafayette – LFS	2c	
Lake Merritt (Oakland) – LMS	1	4
MacArthur (Oakland) – MAS	1	2
Millbrae – MBS	5	
Milpitas - MPS	6	1
Montgomery Street (SF) – MOS	4	
North Berkeley – NBS	2r	
North Concord – NCS	2c	
Orinda - ORS	2c	
Pittsburg – PBS	2c	
Pleasant Hill – PHS	2c	
Powell Street (San Francisco) – PPS	4	2
Richmond – RIS	2r	4
Rockridge - ROS	2c	1
San Bruno – SBS	5	
San Leandro – SLS	3	1
South Hayward – SHS	3	
South San Francisco – SSS	5	
Union City – UCS	3	
Walnut Creek – WCS	2c	
Warm Springs – WSS	3	
West Dublin – WDS	3	
West Oakland – OWS	1	2
San Francisco Airport (SFO)	5	1
Other BART Property (P&R)	2c	
Total Stations:		30

2022 AB730 STATISTICS

Public Utilities Code Section 99171(a) (1) (A)

There have been 0 violations during this month. No subjects were cited on three separate occasions for the violations, within a period of 90 consecutive days.

Violation	Description	Number of Violations
640(d)(1) PC	Willfully Disturbing Others	0
640(d)(4) PC	Blocking Free Movement	0
Total		0

*** In all cases involving mental illness issues, subjects are transported to and evaluated at a psychiatric facility prior to being booked at the jail or cited.**

**** Percentages rounded to nearest quarter of a percent - .25**

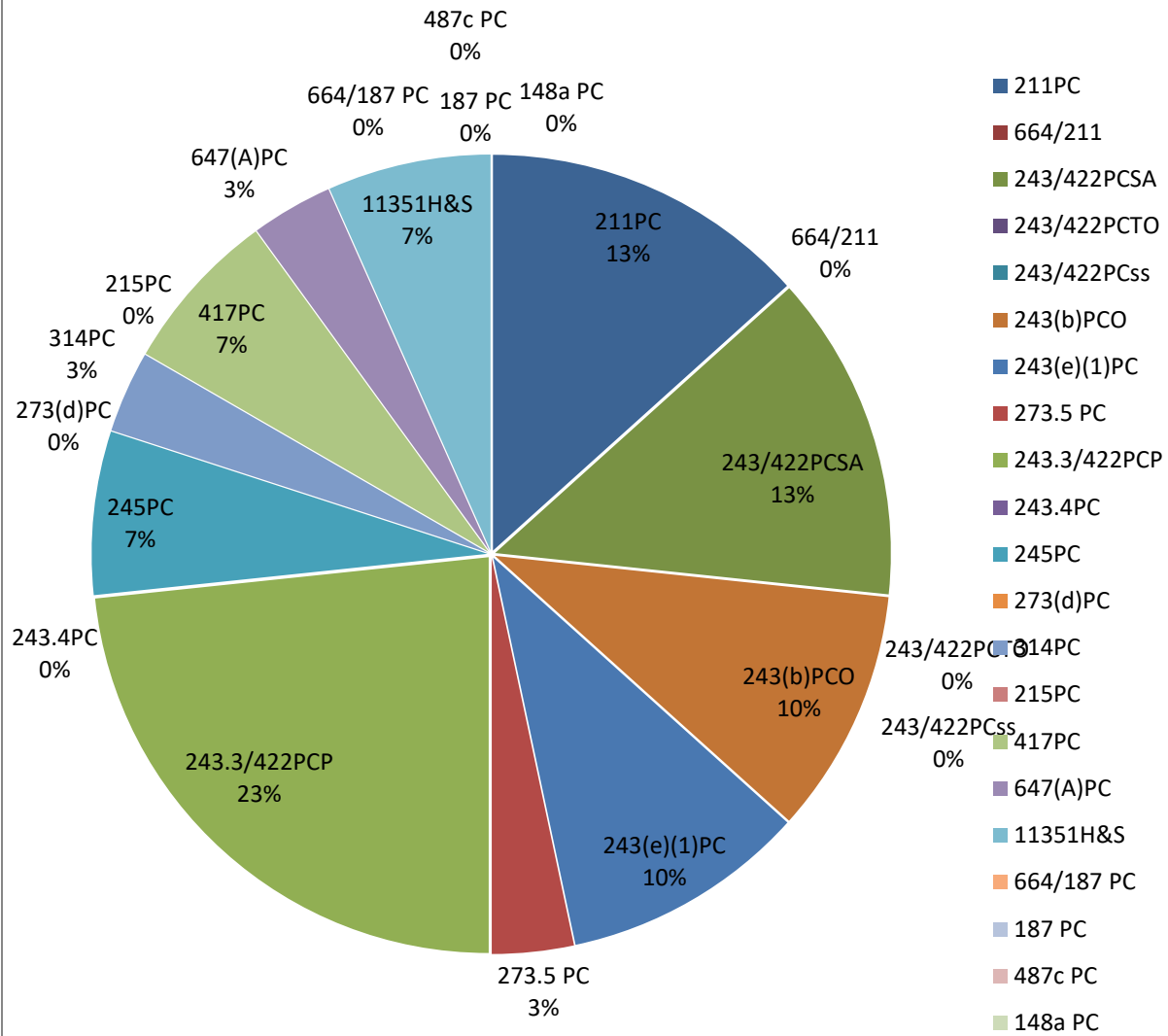
; Not a qualifying offense

Top 5 Stations for Part I Crime		
Arrests and Citations		
Felony		Not Available
Misdemeanor		Not Available
Arrest by Citation		Not Available
Fare Evasion		Not Available
Total Commendations Written		Not Available
Total Calls to ISRC (Dispatch)		Not Available
Total phone calls, 911 call, events created	Total Phone calls answered by ISRC	Not Available
	Total 911 Calls	Not Available
Field Interview Cards		Not Available

2022 AB730 STATISTICS

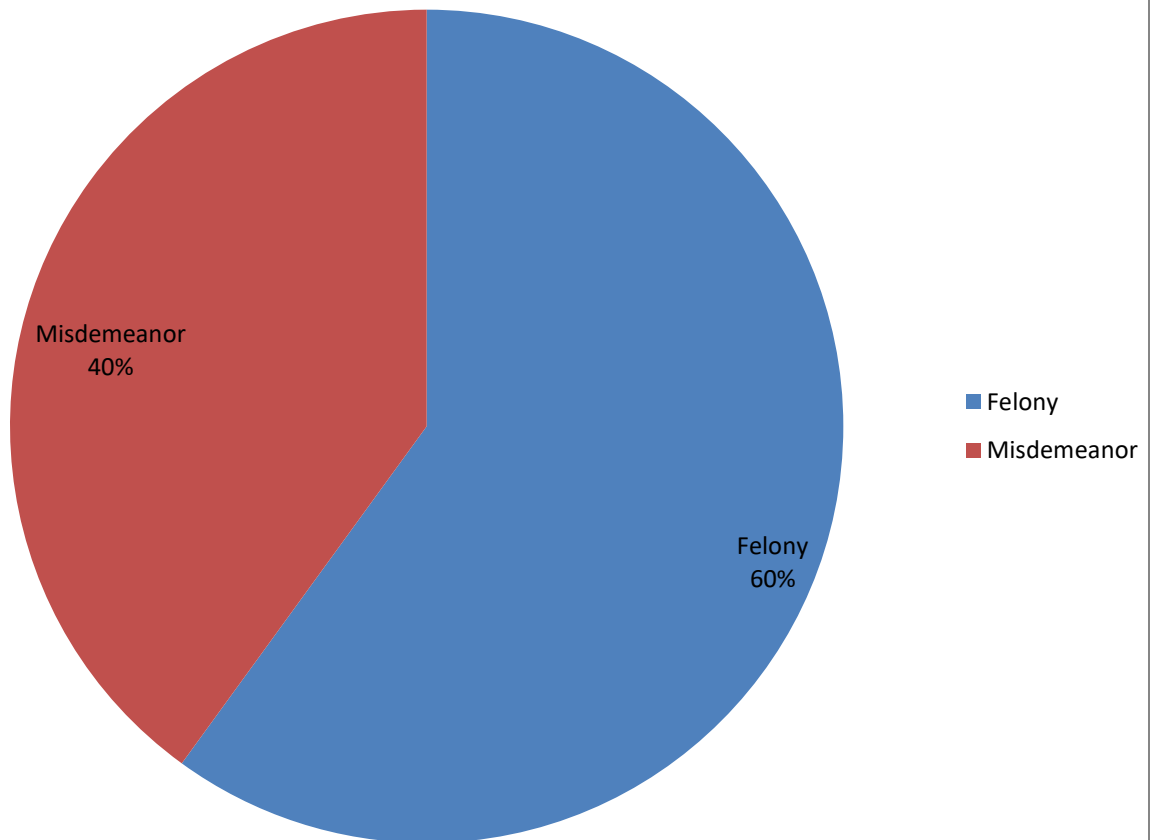
AB730 Violation Statistics July (2022)

Arrests



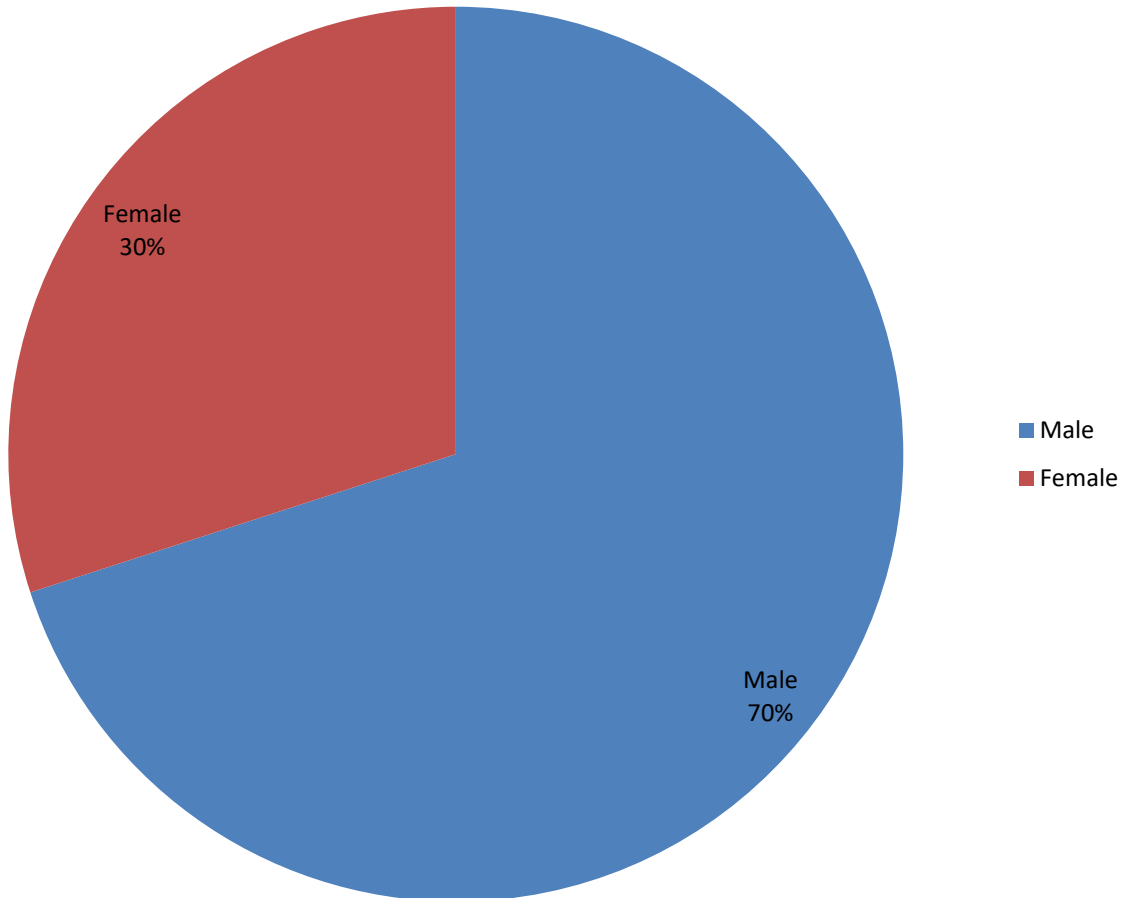
AB730 Violation Statistics July (2022)

Crime Classification



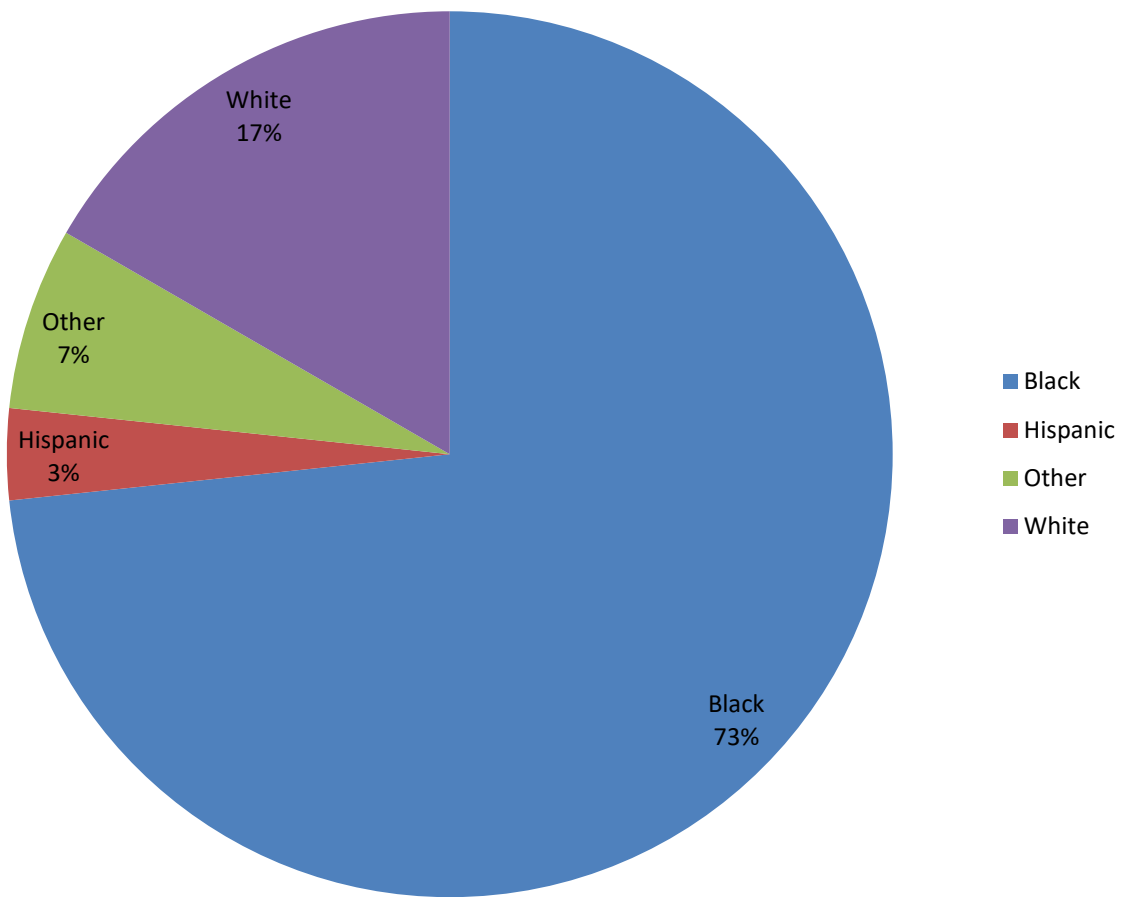
AB730 Violation Statistics July (2022)

Gender



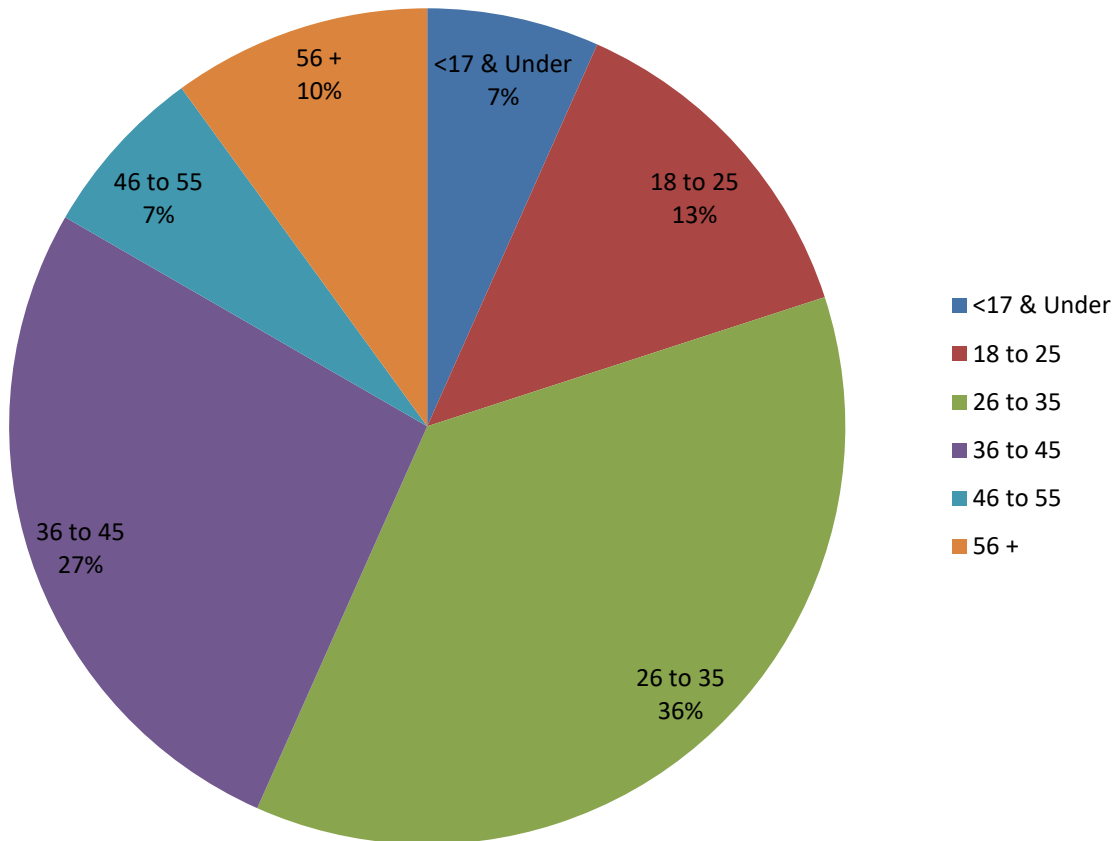
AB730 Violation Statistics July (2022)

Ethnic Background

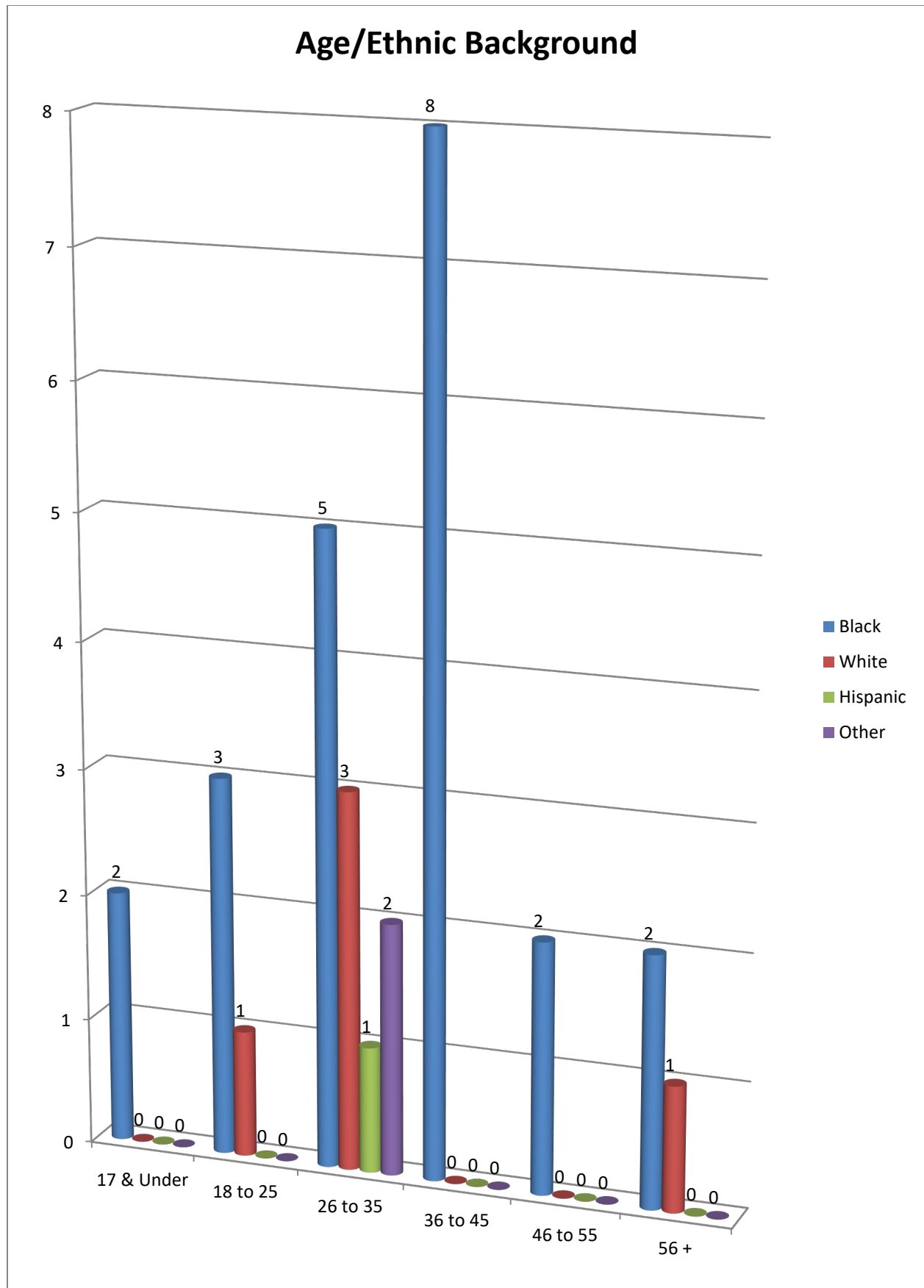


AB730 Violation Statistics July (2022)

Age

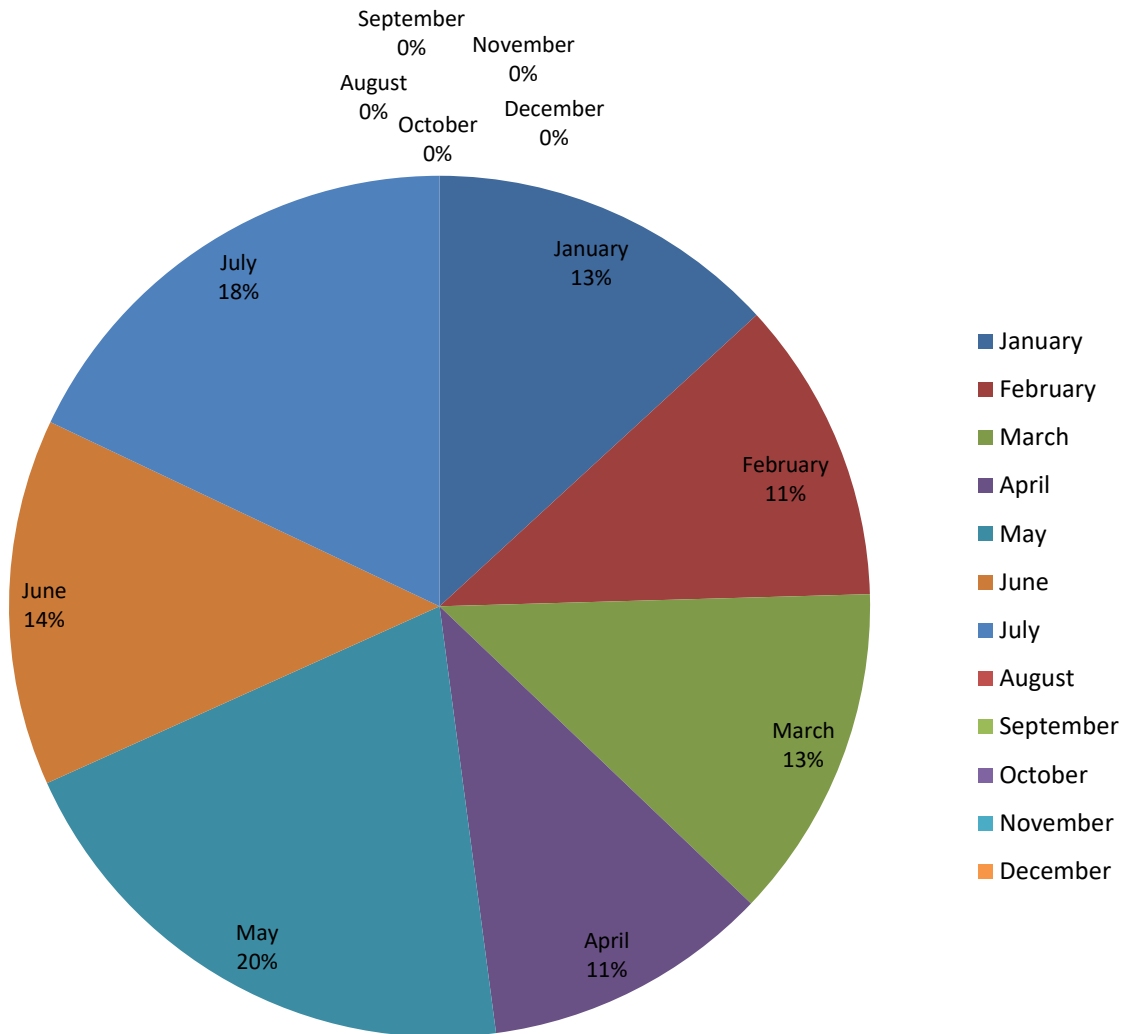


AB730 Violation Statistics July (2022)



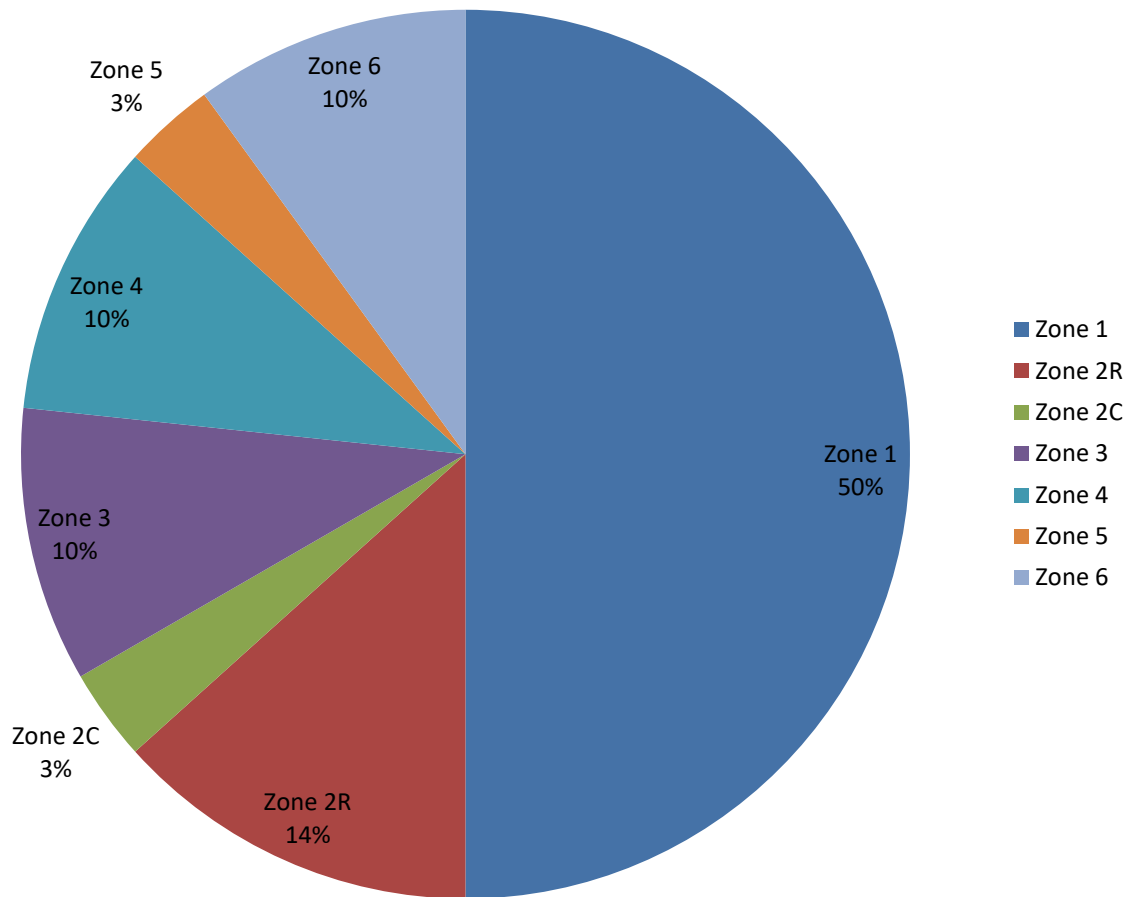
AB730 Violation Statistics July (2022)

Year to Date by Month



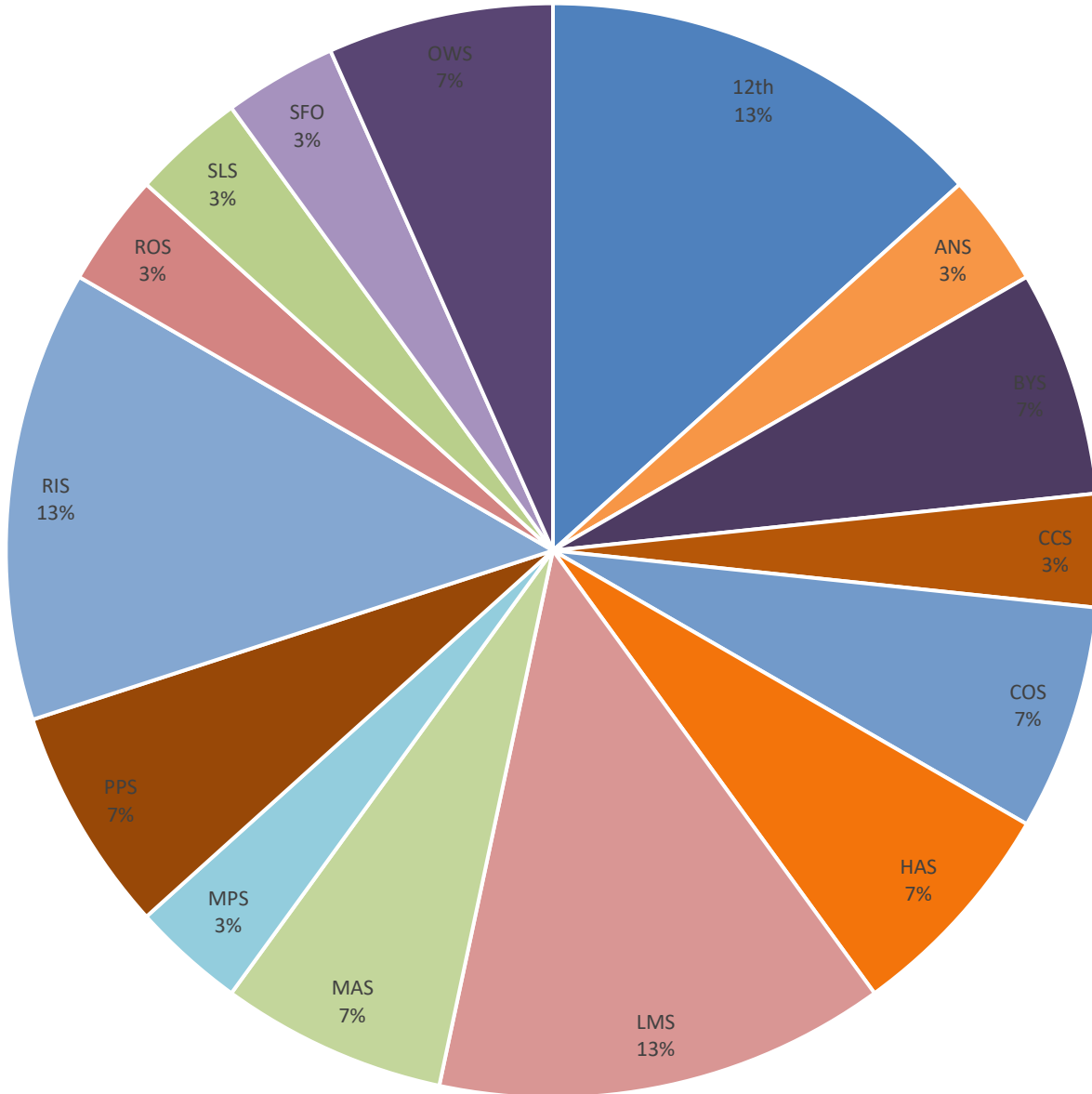
AB730 Violation Statistics July (2022)

Zone



AB730 Violation Statistics July (2022)

Stations



■ 12th ■ 16th ■ 19th ■ 24th ■ AHS ■ ANS ■ BPS ■ BFS ■ BES ■ BYS ■ CVS ■ CCS ■ COS
 ■ CLS ■ CDS ■ DCS ■ DPS ■ CPS ■ CNS ■ EMS ■ FMS ■ FVS ■ GPS ■ HAS ■ LAS ■ LMS
 ■ MAS ■ MBS ■ MPS ■ MOS ■ NBS ■ NCS ■ ORS ■ PBS ■ PHS ■ PPS ■ RIS ■ ROS ■ SLS
 ■ SFO ■ SHS ■ SSF ■ UCS ■ WCS ■ WDS ■ OWS ■ SBS ■ WSS ■ Other

Prohibition Order Statistics
(From October 1, 2022 to October 30, 2022)

Crime	Description	Prohibition Orders Issued	Percentage	In-Custody	Citations
664/187 PC	Attempt Murder				
215 PC	Carjacking				
211 PC 664/211/212.5 PC	Robbery/ Attempt Robbery	3		3	
241/243/422/415(3) PC	Assault/Battery/Threats to Station Agents	2		1	1
243/422 PC	Battery/Threats to Train Operator	1		1	
243/422 PC	Battery/Threats to System Service or Other				
243(b)/69/422PC	Battery/Threats to Officer				
243(e)(1) PC	Domestic Battery	3		3	
273.5 PC	Domestic Battery– Corporal Injury	1			1
243.3/243d/422 PC	Battery/Threats to Patron	14		11	3
243.4/288 PC	Sexual Battery				
245 PC	Assault with Deadly Weapon	5		5	
273d(a) PC/ 243a(b) PC	Child Abuse/ Endangerment				
314 PC	Indecent Exposure	2		2	
417 PC	Brandishing Weapon	1		1	
647(a) PC	Lewd Conduct				
11352/11360 H&S	Narcotic Sales	1		1	
148 PC ;/ 237 PC	Resisting Arrest/ False Imprisonment				
Total		33		28	5

2022 AB730 STATISTICS

Crime	Description	Arrests	Prohibition Appeals	Mental Illness *	Transient	Juvenile (<18)
664/187 PC	Attempt Murder					
215 PC	Carjacking					
211 PC 664/211/212.5 PC	Robbery/ Attempt Robbery	3			2	
243/422 PC	Battery/Threats to Station Agent	1			1	
243/422 PC	Battery/Threats to Train Operator	1				
243/422 PC	Battery/Threats to System Service or Other					
243(b)/69/422 PC	Battery/Threats to Officer					
243(e)(1) PC	Domestic Battery	3				
273.5 PC	Domestic Battery– Corporal Injury					
243.3 PC/ 422 PC	Battery/Threats to Patron	11		1	1	4
243.4/288 PC	Sexual Battery					
245 PC	Assault w/ Deadly Weapon	5				4
487(c) PC	Theft from Person					
314 PC	Indecent Exposure	2				
417 PC	Brandishing Weapon	1			1	
647(A) PC	Lewd Conduct					
11352/11360 H&S	Sales of Illegal Narcotics	1			1	
148 PC ;/ 237 PC	Resisting Arrest/ False Imprisonment					
Total		28		1	6	7

2022 AB730 STATISTICS

Crime Classification	Prohibition Orders Issued
Felony	16
Misdemeanor	17
	33

Gender	Prohibition Orders Issued
Male	26
Female	7
	33

Ethnic Background	Prohibition Orders Issued
Black	23
Hispanic	6
Other	0
White	4
	33

Age	Prohibition Orders Issued
17 & Under	10
18 to 25	7
26 to 35	9
36 to 45	5
46 to 55	0
56 +	2
	33

2022 AB730 STATISTICS

Age/Ethnic Background	Black	Hispanic	Other	White
17 & Under	10	0	0	0
18 to 25	5	3	0	0
26 to 35	4	3	2	0
36 to 45	3	0	1	0
46 to 55	0	0	0	0
56 +	1	0	1	0
	23	6	4	0
	(%)**	(%)**	(%)**	(%)**

Month	Prohibition Orders Issued
January	22
February	19
March	21
April	18
May	34
June	23
July	30
August	22
September	25
October	33
November	
December	
Year to date total =	247

Zone	Prohibition Orders Issued
Zone 1 (Oakland)	12
Zone 2R (Berkeley & West Contra Costa County)	5
Zone 2C (East Contra Costa County)	1
Zone 3 (South Alameda County)	3
Zone 4 (San Francisco County)	9
Zone 5 (San Mateo County)	1
Zone 6 (Santa Clara County)	2
	33

2022 AB730 STATISTICS

Station	Zone	Prohibition Orders
12 th Street (Oakland)	1	
16 th Street (San Francisco)	4	1
19 th Street (Oakland)	1	1
24 th Street (San Francisco)	4	7
Ashby (Berkeley) – AHS	2r	1
Balboa Park (San Francisco) – BPS	4	
Bay Fair (San Leandro) – BFS	3	2
Berkeley - BES	2r	1
Berryessa – BYS	6	1
Castro Valley – CVS	3	
Civic Center (San Francisco) – CCS	4	
Coliseum (Oakland) – COS	1	1
Colma – CLS	5	
Concord - CDS	2c	
Daly City – DCS	5	
Dublin Pleasanton – DPS	3	
El Cerrito Del Norte – CNS	2r	2
El Cerrito Plaza – CPS	2r	
Embarcadero (San Francisco) – EMS	4	
Fremont - FMS	3	
Fruitvale (Oakland) – FVS	1	2
Glen Park (San Francisco) - GPS	4	
Hayward – HAS	3	1
Lafayette – LFS	2c	
Lake Merritt (Oakland) – LMS	1	2
MacArthur (Oakland) – MAS	1	5
Millbrae – MBS	5	1
Milpitas – MPS	6	1
Montgomery Street (SF) – MOS	4	
North Berkeley – NBS	2r	
North Concord – NCS	2c	
Orinda - ORS	2c	
Pittsburg – PBS	2c	
Pleasant Hill – PHS	2c	
Powell Street (San Francisco) – PPS	4	1
Richmond – RIS	2r	1
Rockridge - ROS	2c	
San Bruno – SBS	5	
San Leandro – SLS	3	
South Hayward – SHS	3	
South San Francisco – SSS	5	
Union City – UCS	3	
Walnut Creek – WCS	2c	1
Warm Springs – WSS	3	
West Dublin – WDS	3	
West Oakland – OWS	1	1
San Francisco Airport (SFO)	5	
Other BART Property (P&R)		
Total Stations		33

2022 AB730 STATISTICS

Public Utilities Code Section 99171(a) (1) (A)

There have been 0 violations during this month. No subjects were cited on three separate occasions for the violations, within a period of 90 consecutive days.

Violation	Description	Number of Violations
640(d)(1) PC	Willfully Disturbing Others	0
640(d)(4) PC	Blocking Free Movement	0
Total		0

*** In all cases involving mental illness issues, subjects are transported to and evaluated at a psychiatric facility prior to being booked at the jail or cited.**

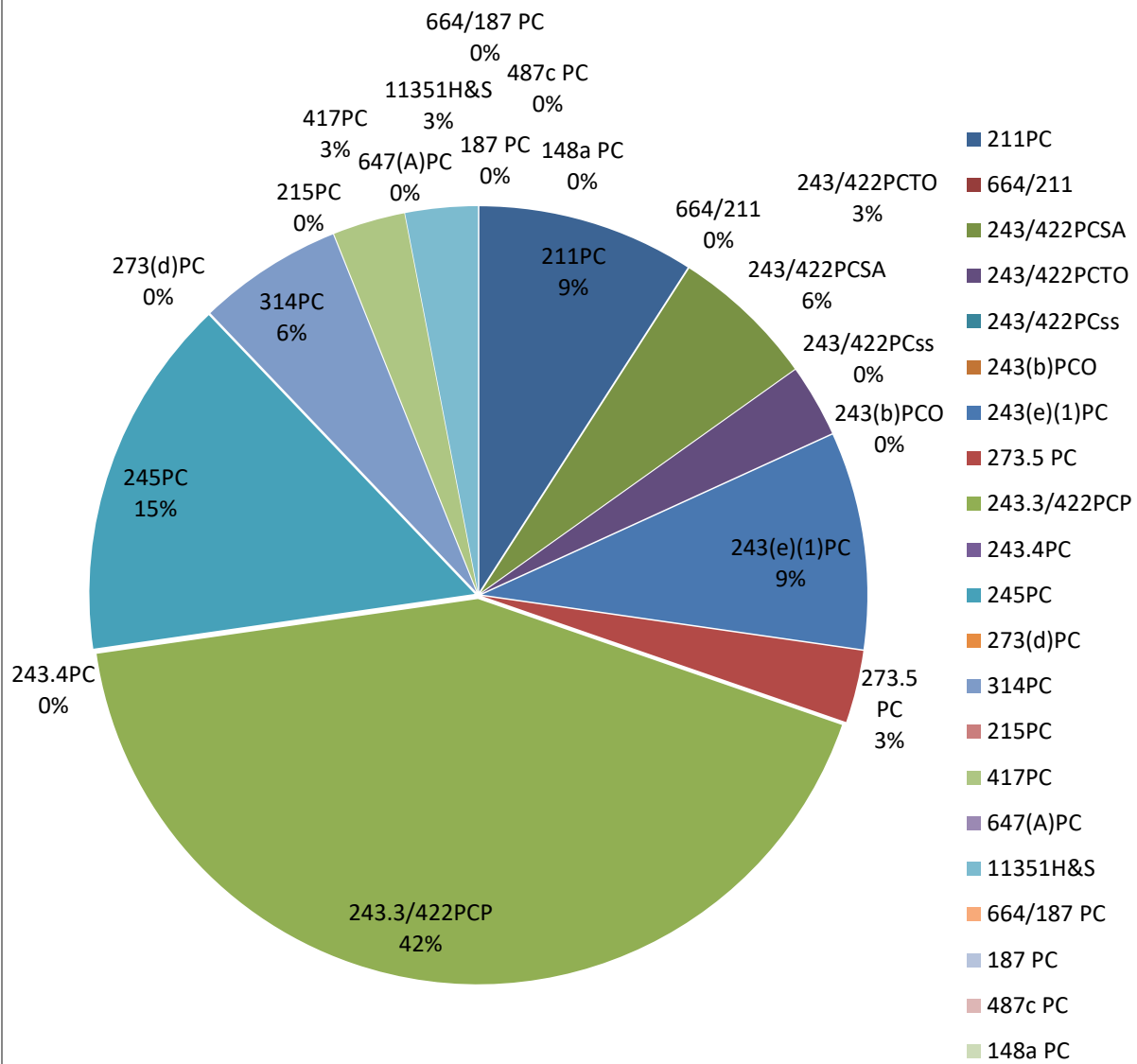
**** Percentages rounded to nearest quarter of a percent - .25**

i Not a qualifying offense

Top 5 Stations for Part I Crime		
Arrests and Citations		
Felony		Not Available
Misdemeanor		Not Available
Arrest by Citation		Not Available
Fare Evasion		Not Available
Total Commendations Written		Not Available
Total Calls to ISRC (Dispatch)		Not Available
Total phone calls, 911 call, events created	Total Phone calls answered by ISRC	Not Available
	Total 911 Calls	Not Available
Field Interview Cards		Not Available

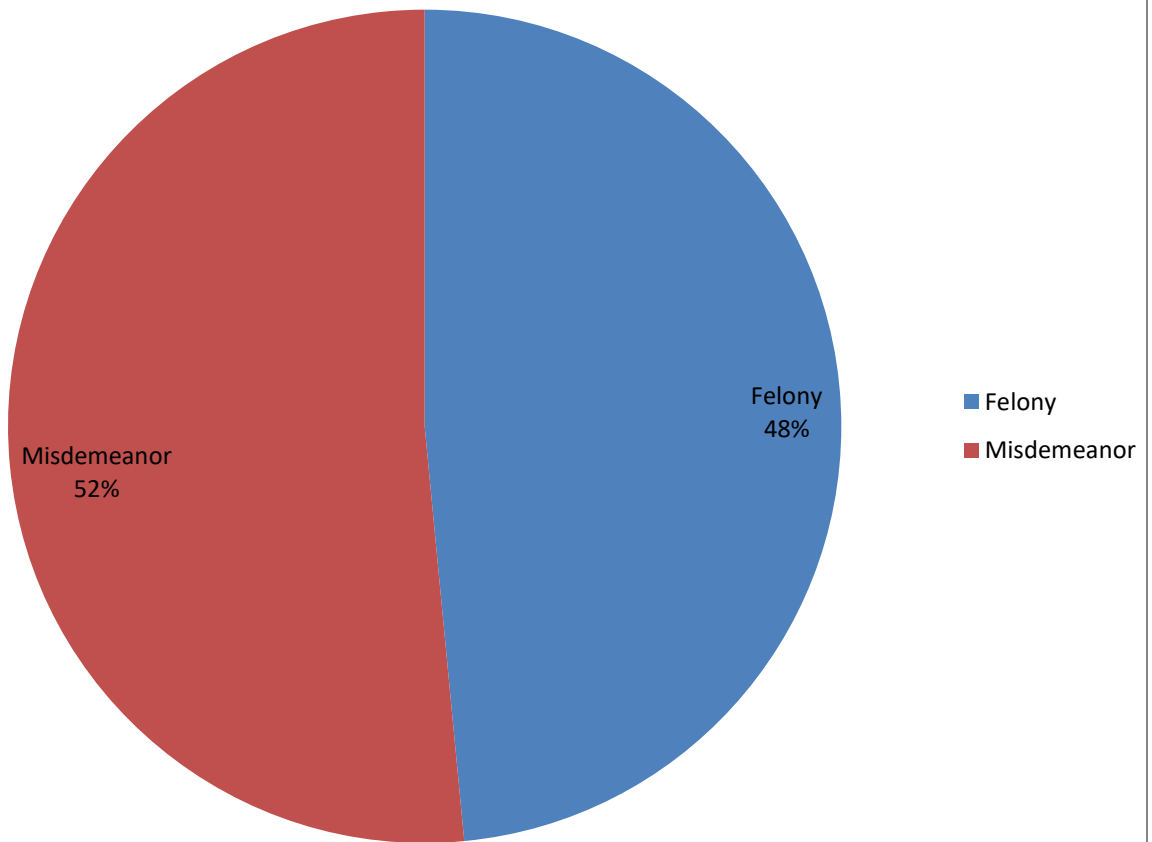
AB730 Violation Statistics October (2022)

Arrests

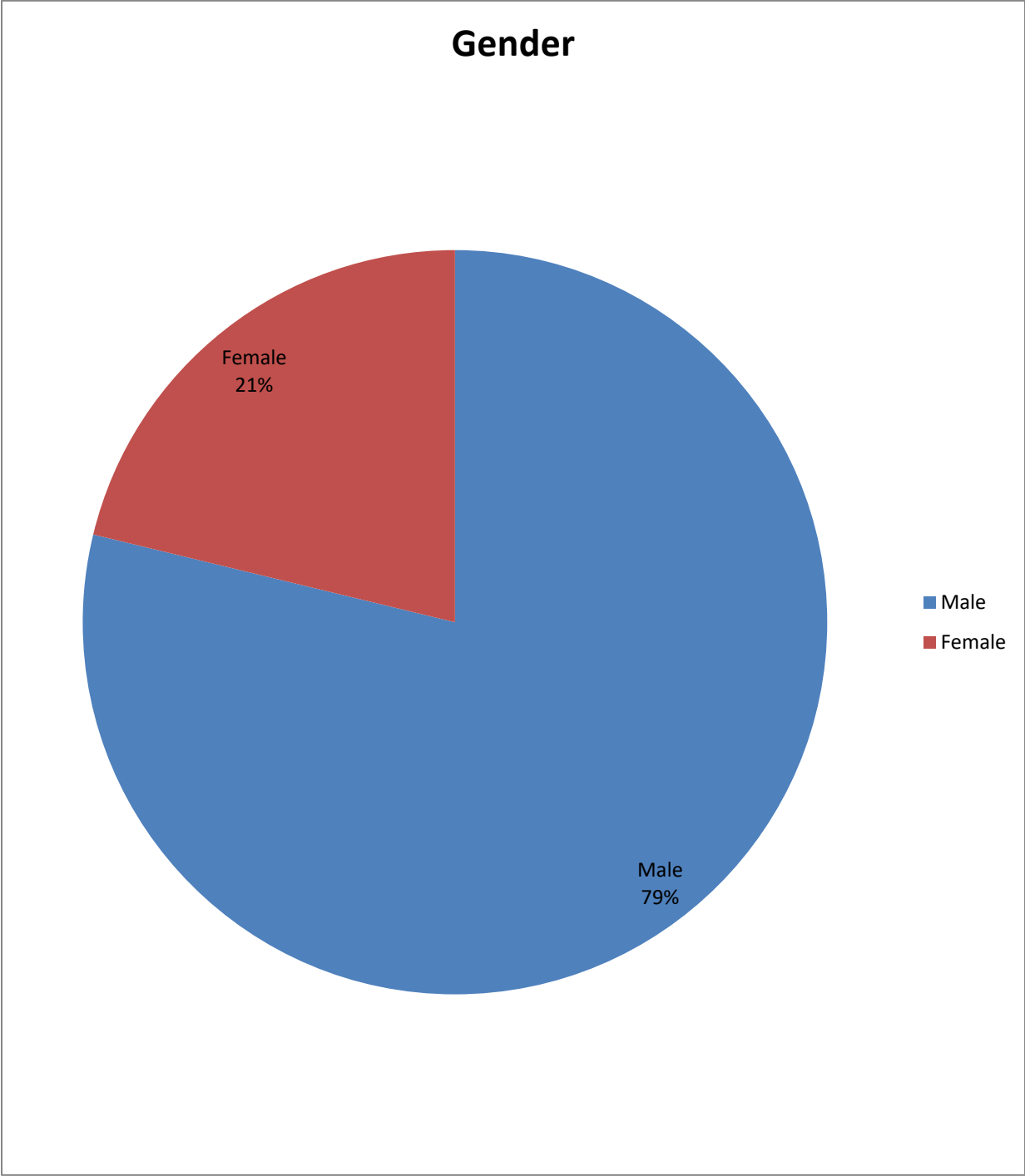


AB730 Violation Statistics October (2022)

Crime Classification

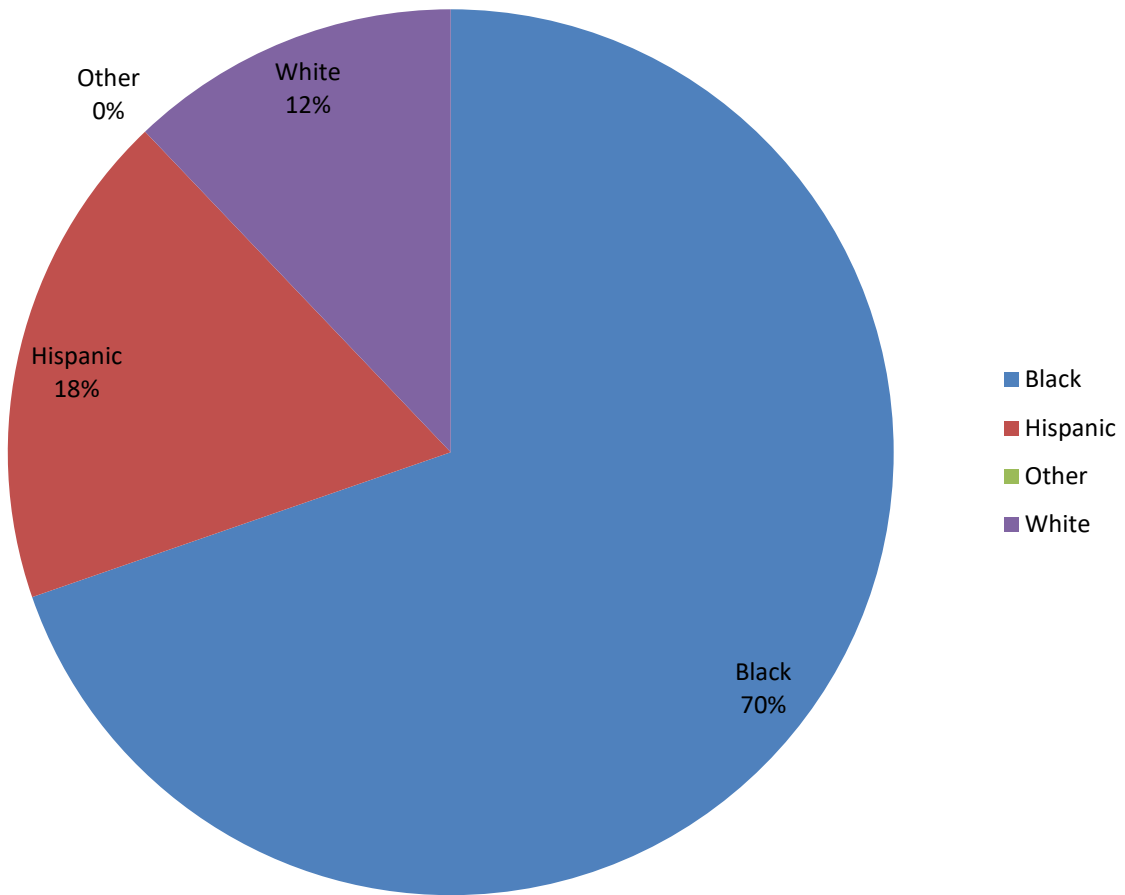


AB730 Violation Statistics October (2022)



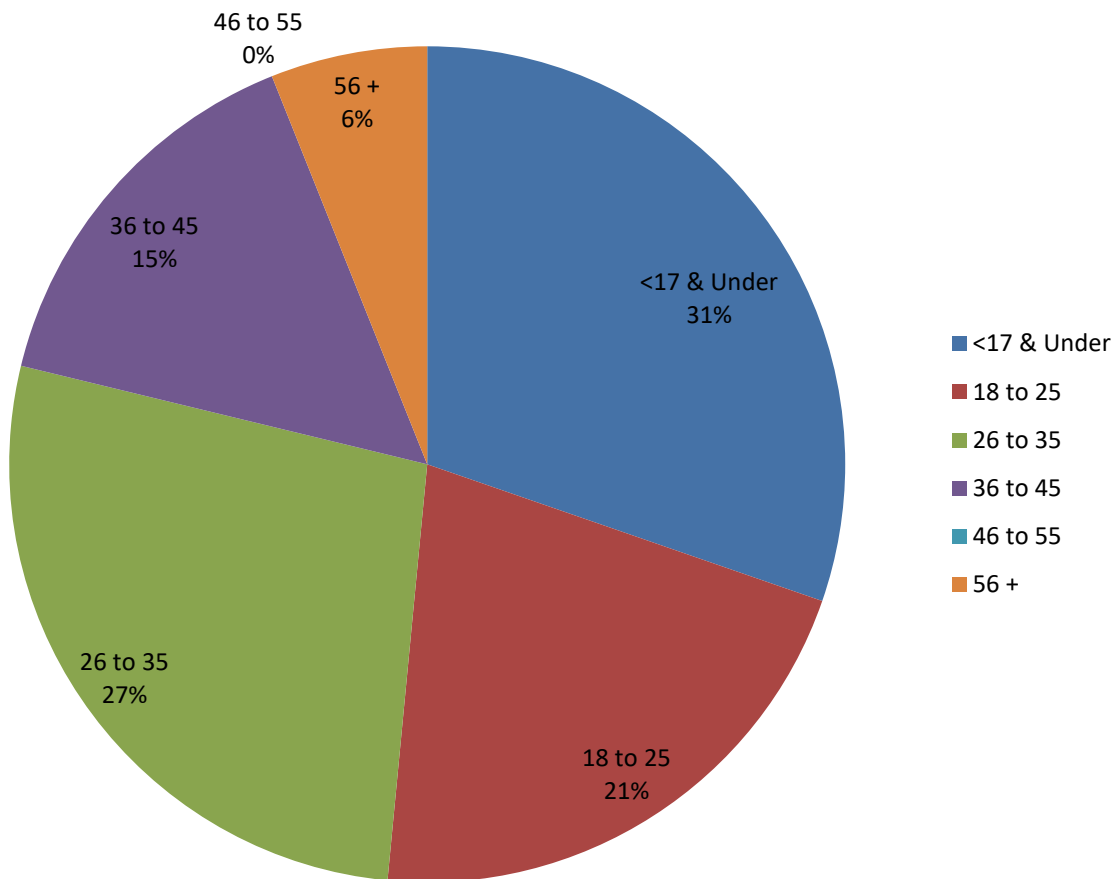
AB730 Violation Statistics October (2022)

Ethnic Background

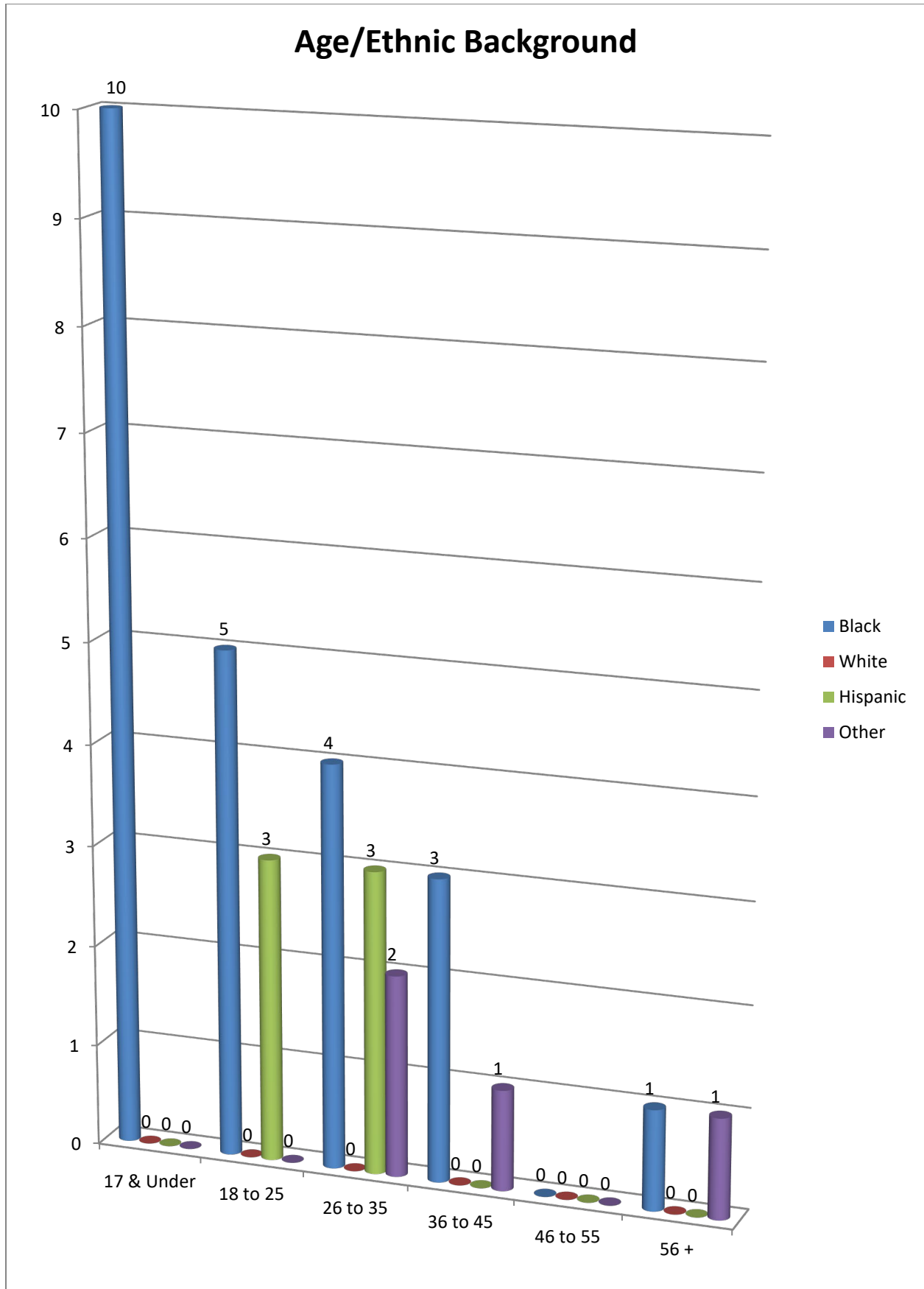


AB730 Violation Statistics October (2022)

Age

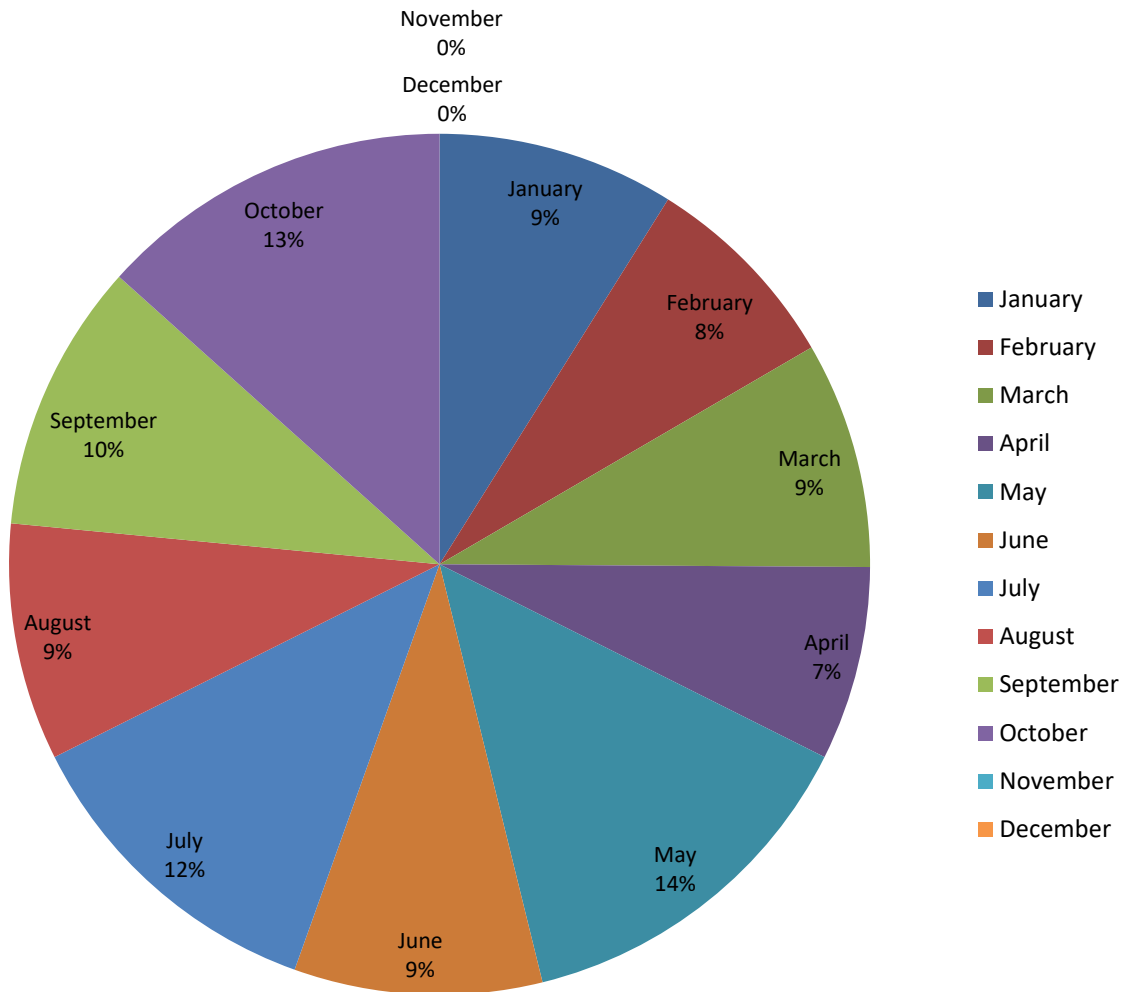


AB730 Violation Statistics October (2022)

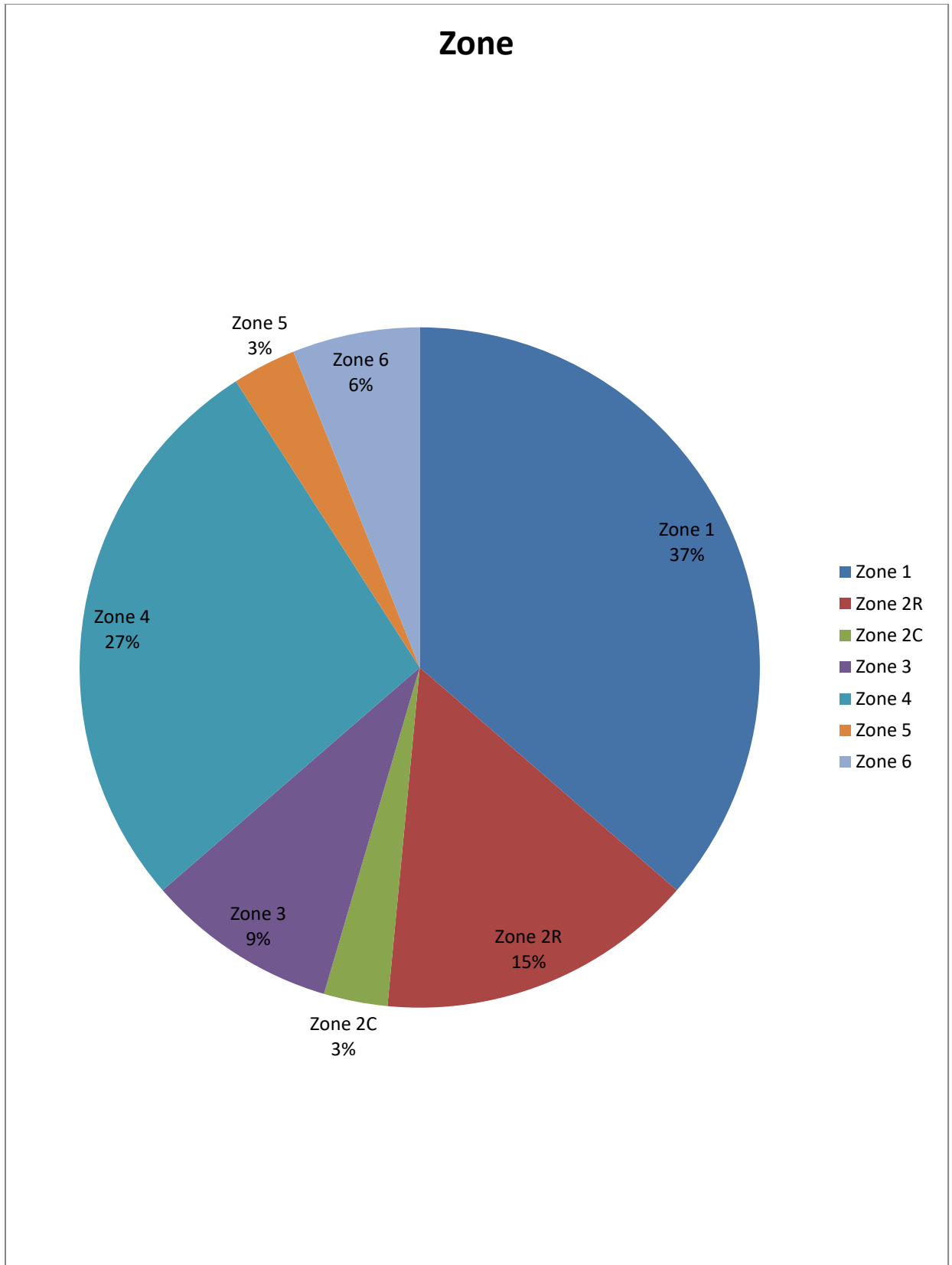


AB730 Violation Statistics October (2022)

Year to Date by Month

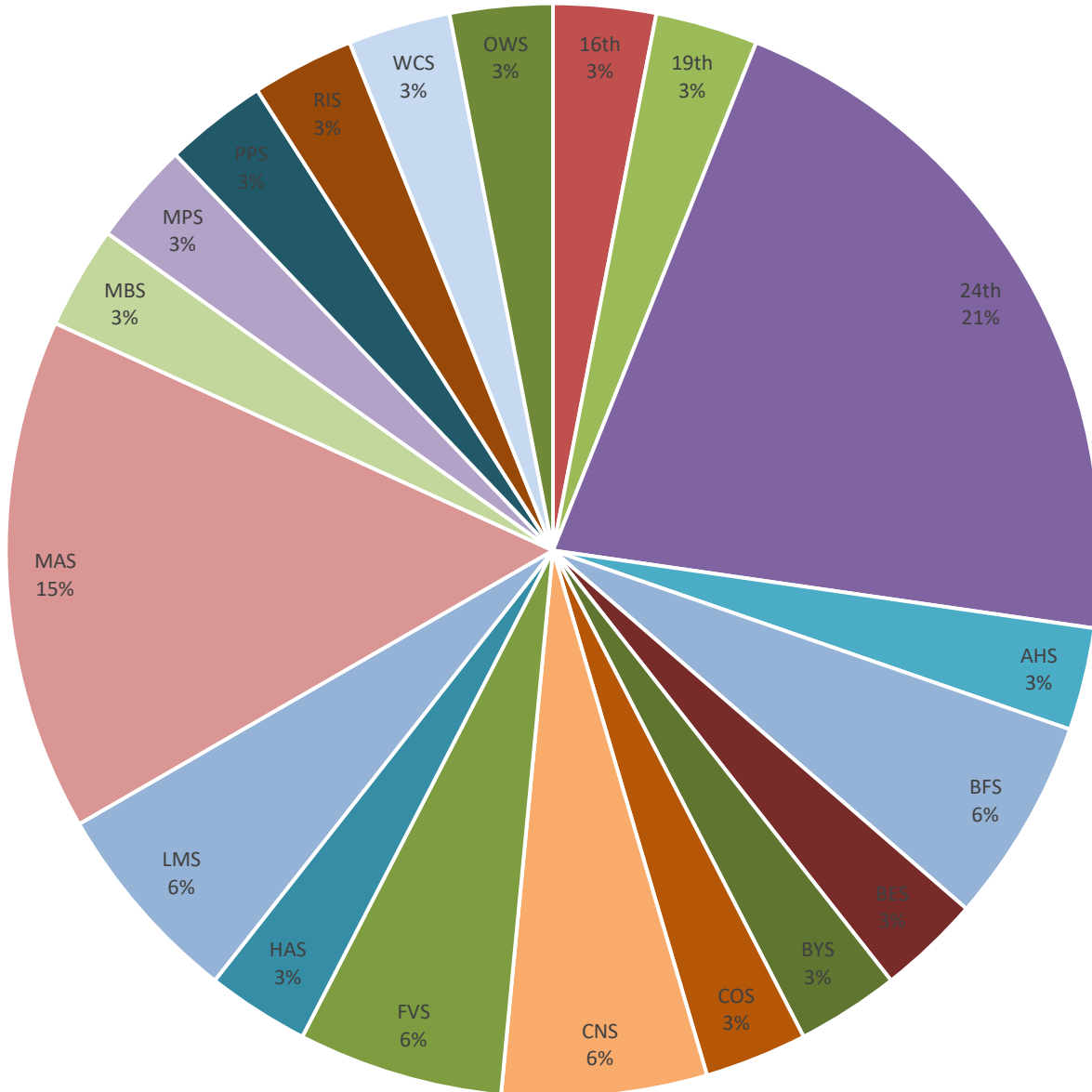


AB730 Violation Statistics October (2022)



AB730 Violation Statistics October (2022)

Stations



■ 12th ■ 16th ■ 19th ■ 24th ■ AHS ■ BPS ■ BFS ■ BES ■ BYS ■ CVS ■ CCS ■ COS
 ■ CLS ■ CDS ■ DCS ■ DPS ■ CPS ■ CNS ■ EMS ■ FMS ■ FVS ■ GPS ■ HAS ■ LAS
 ■ LMS ■ MAS ■ MBS ■ MPS ■ MOS ■ NBS ■ NCS ■ ORS ■ PBS ■ PHS ■ PPS ■ RIS
 ■ ROS ■ SLS ■ SFO ■ SHS ■ SSF ■ UCS ■ WCS ■ WDS ■ OWS ■ SBS ■ WSS ■ Other