

**Prohibition Order Statistics**  
**(From August 1, 2023 to August 31, 2023)**

<b>Crime</b>	<b>Description</b>	<b>Prohibition Orders Issued</b>	<b>Percentage</b>	<b>In-Custody</b>	<b>Citations</b>
664/187 PC	Attempt Murder	1		1	
215 PC	Carjacking	1		1	
211 PC 664/211/212.5 PC	Robbery/ Attempt Robbery	8		8	
241/243/422/415(3) PC	Assault/Battery/Threats to Station Agents	11		5	6
243/422 PC	Battery/Threats to Train Operator				
243/422 PC	Battery/Threats to System Service or Other/FIO	1		1	
243(b)/69/422PC	Battery/Threats to Officer	7		7	
243(e)(1) PC	Domestic Battery	5		5	
273.5 PC	Domestic Battery– Corporal Injury	1		1	
243.3/243d/422 PC	Battery/Threats to Patron	5		4	1
261/243.4/288 PC	Sexual Battery	1		1	
245 PC	Assault with Deadly Weapon	3		3	
273d(a) PC/ 243a(b) PC	Child Abuse/ Endangerment				
314 PC	Indecent Exposure	1		1	
417/25400 (a) PC	Brandishing Weapon /Concealed Weapon	1		1	
647(a) PC	Lewd Conduct				
11352/11360 H&S	Narcotic Sales	1		1	
148 PC ;/ 237/640D PC	Resisting Arrest/ False Imprisonment/Blocking Movement	1			1
<b>Total</b>		<b>48</b>		<b>41</b>	<b>7</b>

**2023 AB730 STATISTICS**

<b>Crime</b>	<b>Description</b>	<b>Arrests</b>	<b>Prohibition Appeals</b>	<b>Mental Illness *</b>	<b>Transient</b>	<b>Juvenile (&lt;18)</b>
664/187 PC	Attempt Murder	1				
215 PC	Carjacking	1				
211 PC 664/211/212.5 PC	Robbery/ Attempt Robbery	8			1	
241/243/422/415(3) PC	Assault/Battery/Threats to Station Agents	5		1	1	4
243/422 PC	Battery/Threats to Train Operator					
243/422 PC	Battery/Threats to System Service or Other/FIO	1				
243(b)/69/422P C	Battery/Threats to Officer	7			1	
243(e)(1) PC	Domestic Battery	5				
273.5 PC	Domestic Battery– Corporal Injury	1				
243.3/243d/422 PC	Battery/Threats to Patron	4			1	
261/243.4/288 PC	Sexual Battery	1				
245 PC	Assault with Deadly Weapon	3				
273d(a) PC/ 243a(b) PC	Child Abuse/ Endangerment					
314 PC	Indecent Exposure	1				
417/25400 (a) PC	Brandishing Weapon /Concealed Weapon	1				
647(a) PC	Lewd Conduct					
11352/11360 H&S	Narcotic Sales	1				
148 PC ;/ 237/640D PC	Resisting Arrest/ False Imprisonment/Blocking Movement				1	
<b>Total</b>		<b>41</b>		<b>1</b>	<b>5</b>	<b>4</b>

**2023 AB730 STATISTICS**

<b>Crime Classification</b>	<b>Prohibition Orders Issued</b>
Felony	22
Misdemeanor	26
	<b>48</b>

<b>Gender</b>	<b>Prohibition Orders Issued</b>
Male	42
Female	6
	<b>48</b>

<b>Ethnic Background</b>	<b>Prohibition Orders Issued</b>
Black	35
Hispanic	8
Other	1
White	4
	<b>48</b>

<b>Age</b>	<b>Prohibition Orders Issued</b>
17 & Under	10
18 to 25	10
26 to 35	11
36 to 45	9
46 to 55	5
56 +	3
	<b>48</b>

## 2023 AB730 STATISTICS

<b>Age/Ethnic Background</b>	<b>Black</b>	<b>Hispanic</b>	<b>Other</b>	<b>White</b>
17 & Under	10	0	0	0
18 to 25	6	3	1	0
26 to 35	8	1	0	2
36 to 45	5	3	0	1
46 to 55	3	1	0	1
56 +	3	0	0	0
	35	8	1	4
	(%)**	(%)**	(%)**	(%)**

<b>Month</b>	<b>Prohibition Orders Issued</b>
January	22
February	33
March	27
April	24
May	34
June	40
July	36
August	48
September	
October	
November	
December	
Year to date total =	<b>254</b>

<b>Zone</b>	<b>Prohibition Orders Issued</b>
Zone 1 (Oakland)	15
Zone 2R (Berkeley & West Contra Costa County)	6
Zone 2C (East Contra Costa County)	5
Zone 3 (South Alameda County)	9
Zone 4 (San Francisco County)	11
Zone 5 (San Mateo County)	1
Zone 6 (Santa Clara County)	1
	<b>48</b>

## 2023 AB730 STATISTICS

Station	Zone	Prohibition Orders
12 <sup>th</sup> Street (Oakland)	1	3
16 <sup>th</sup> Street (San Francisco)	4	
19 <sup>th</sup> Street (Oakland)	1	
24 <sup>th</sup> Street (San Francisco)	4	
Ashby (Berkeley) – AHS	2r	1
Balboa Park (San Francisco) – BPS	4	
Bay Fair (San Leandro) – BFS	3	2
Berkeley - BES	2r	1
Berryessa – BYS	6	
Castro Valley – CVS	3	1
Civic Center (San Francisco) – CCS	4	2
Coliseum (Oakland) – COS	1	2
Colma – CLS	5	
Concord - CDS	2c	
Daly City – DCS	5	
Dublin Pleasanton – DPS	3	2
El Cerrito Del Norte – CNS	2r	1
El Cerrito Plaza – CPS	2r	
Embarcadero (San Francisco) – EMS	4	2
Fremont - FMS	3	
Fruitvale (Oakland) – FVS	1	3
Glen Park (San Francisco) - GPS	4	
Hayward – HAS	3	2
Lafayette – LFS	2c	
Lake Merritt (Oakland) – LMS	1	3
MacArthur (Oakland) – MAS	1	2
Millbrae – MBS	5	
Milpitas – MPS	6	
Montgomery Street (SF) – MOS	4	2
North Berkeley – NBS	2r	
North Concord – NCS	2c	
Orinda - ORS	2c	
Pittsburg – PBS	2c	2
Pleasant Hill – PHS	2c	
Powell Street (San Francisco) – PPS	4	4
Richmond – RIS	2r	7
Rockridge - ROS	2c	
San Bruno – SBS	5	
San Leandro – SLS	3	
South Hayward – SHS	3	
South San Francisco – SSS	5	
Union City – UCS	3	
Walnut Creek – WCS	2c	2
Warm Springs – WSS	3	
West Dublin – WDS	3	
West Oakland – OWS	1	3
San Francisco Airport (SFO)	5	1
Other BART Property (P&R)		
<b>Total Stations</b>		<b>48</b>

## 2023 AB730 STATISTICS

### Public Utilities Code Section 99171(a) (1) (A)

There have been 0 violations during this month. No subjects were cited on three separate occasions for the violations, within a period of 90 consecutive days.

Violation	Description	Number of Violations
640(d)(1) PC	Willfully Disturbing Others	0
640(d)(4) PC	Blocking Free Movement	0
<b>Total</b>		<b>0</b>

\* In all cases involving mental illness issues, subjects are transported to and evaluated at a psychiatric facility prior to being booked at the jail or cited.

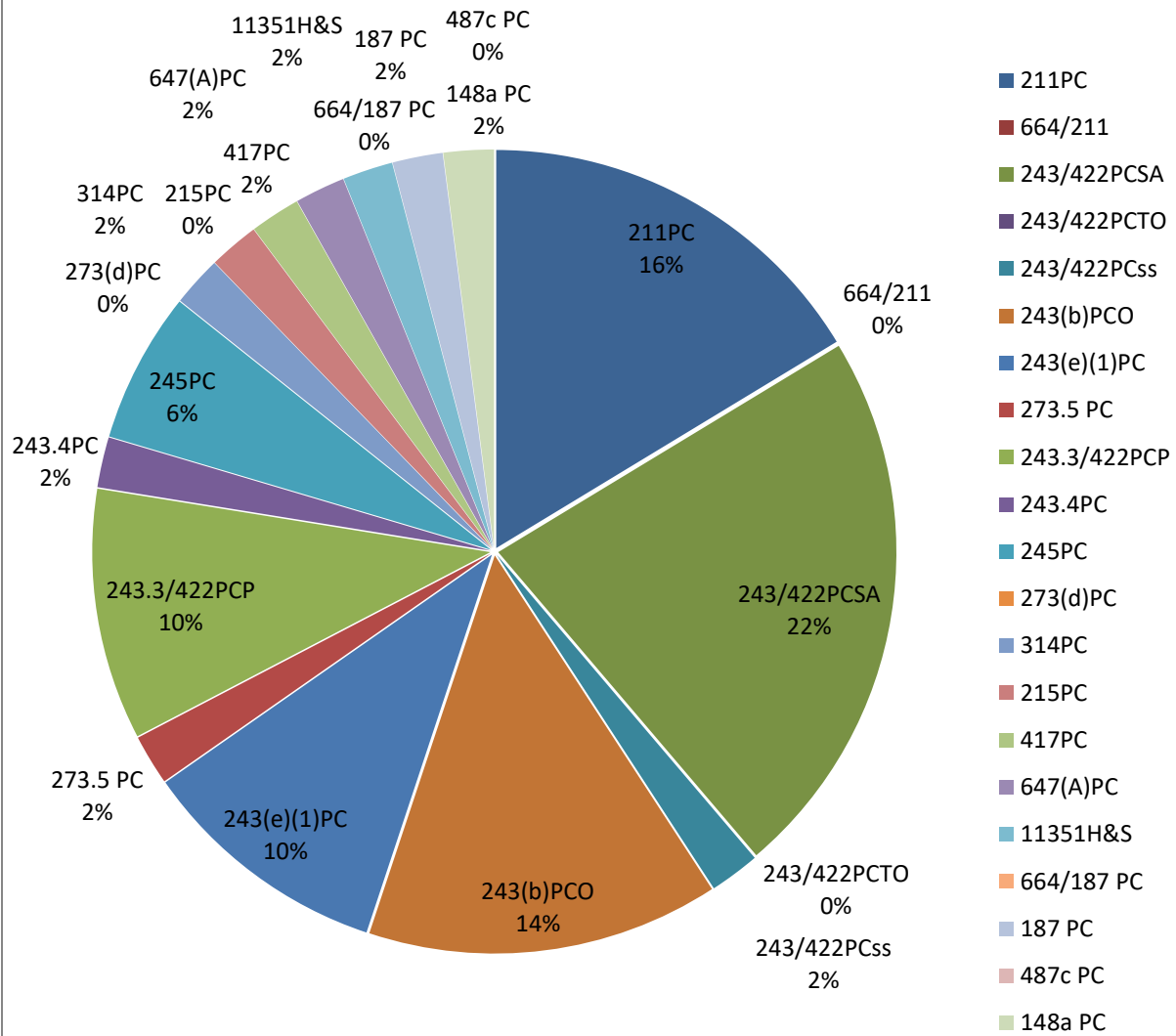
\*\* Percentages rounded to nearest quarter of a percent - .25

; Not a qualifying offense

<b>Top 5 Stations for Part I Crime</b>		
<b>Arrests and Citations</b>		
Felony		Not Available
Misdemeanor		Not Available
Arrest by Citation		Not Available
Fare Evasion		Not Available
<b>Total Commendations Written</b>		Not Available
<b>Total Calls to ISRC (Dispatch)</b>		Not Available
Total phone calls, 911 call, events created	Total Phone calls answered by ISRC	Not Available
	Total 911 Calls	Not Available
<b>Field Interview Cards</b>		Not Available

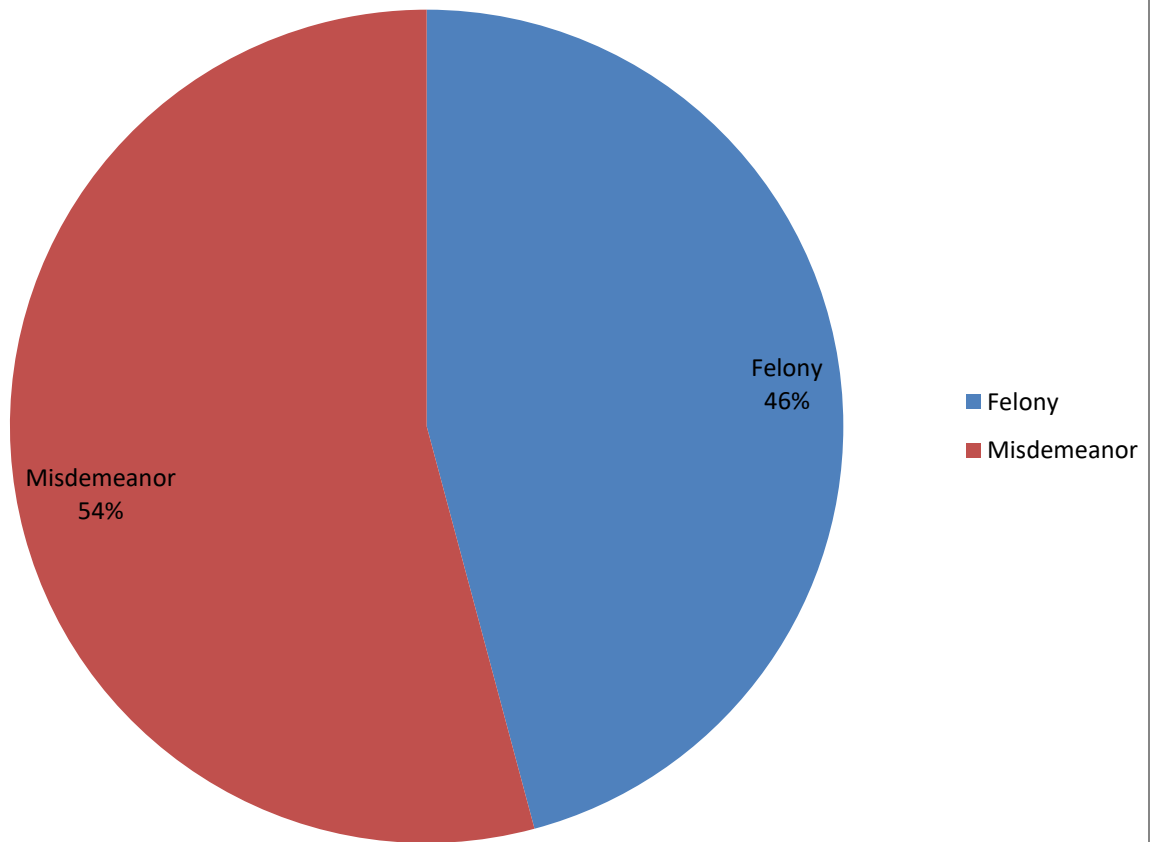
## AB730 Violation Statistics August (2023)

### Arrests



## AB730 Violation Statistics August (2023)

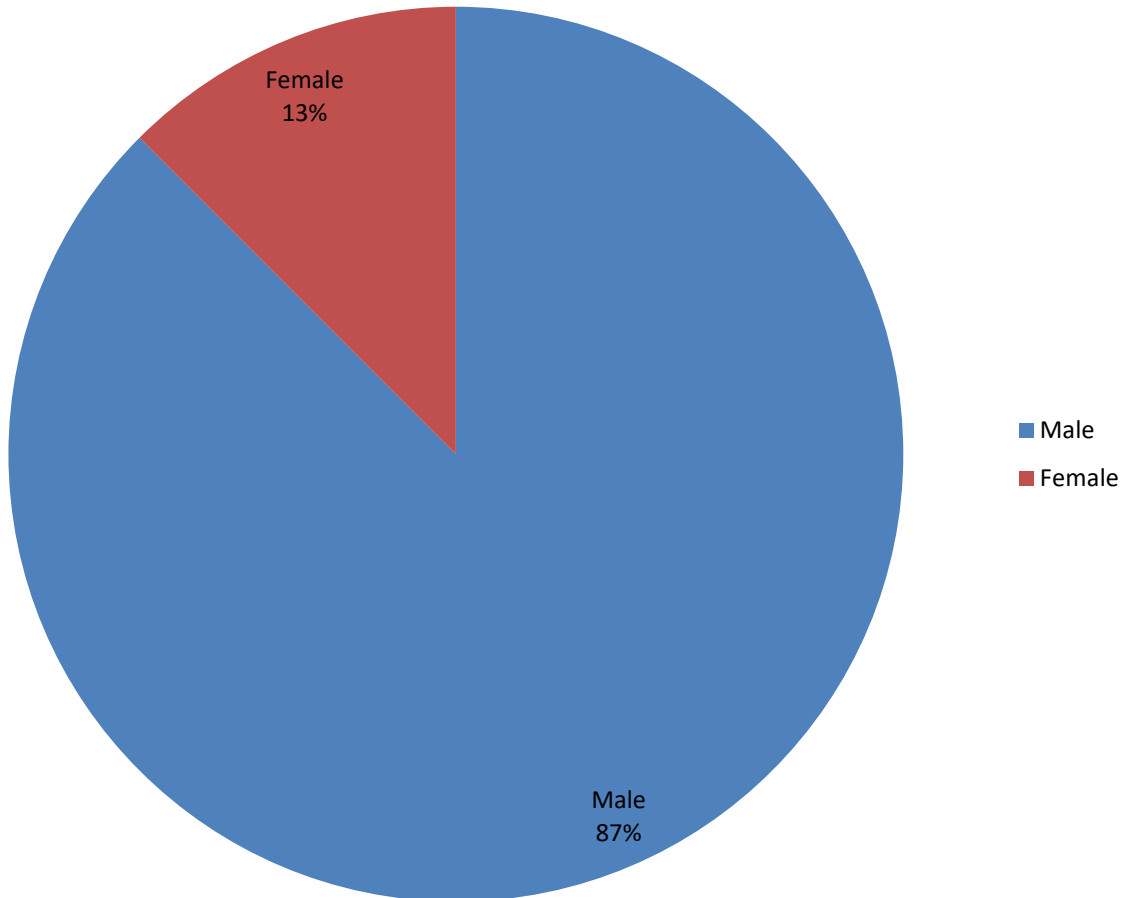
### Crime Classification





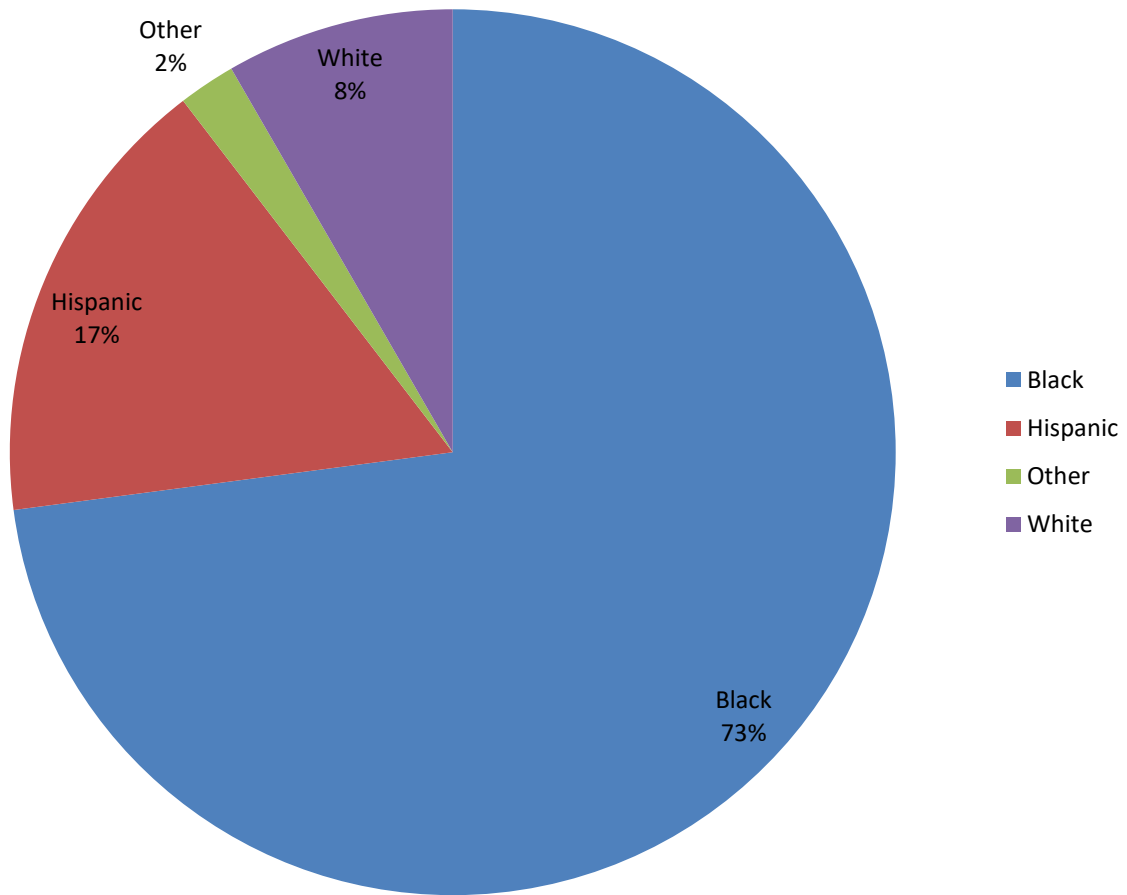
## AB730 Violation Statistics August (2023)

### Gender



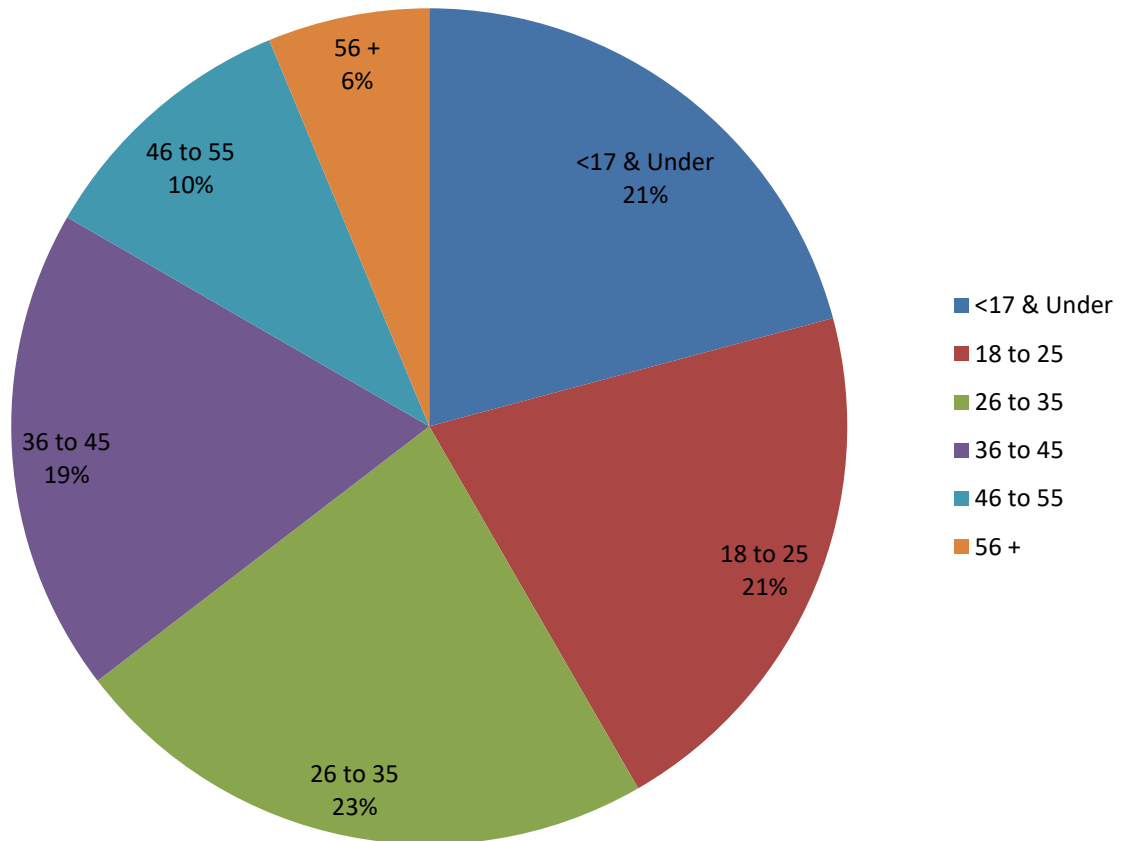
## AB730 Violation Statistics August (2023)

### Ethnic Background

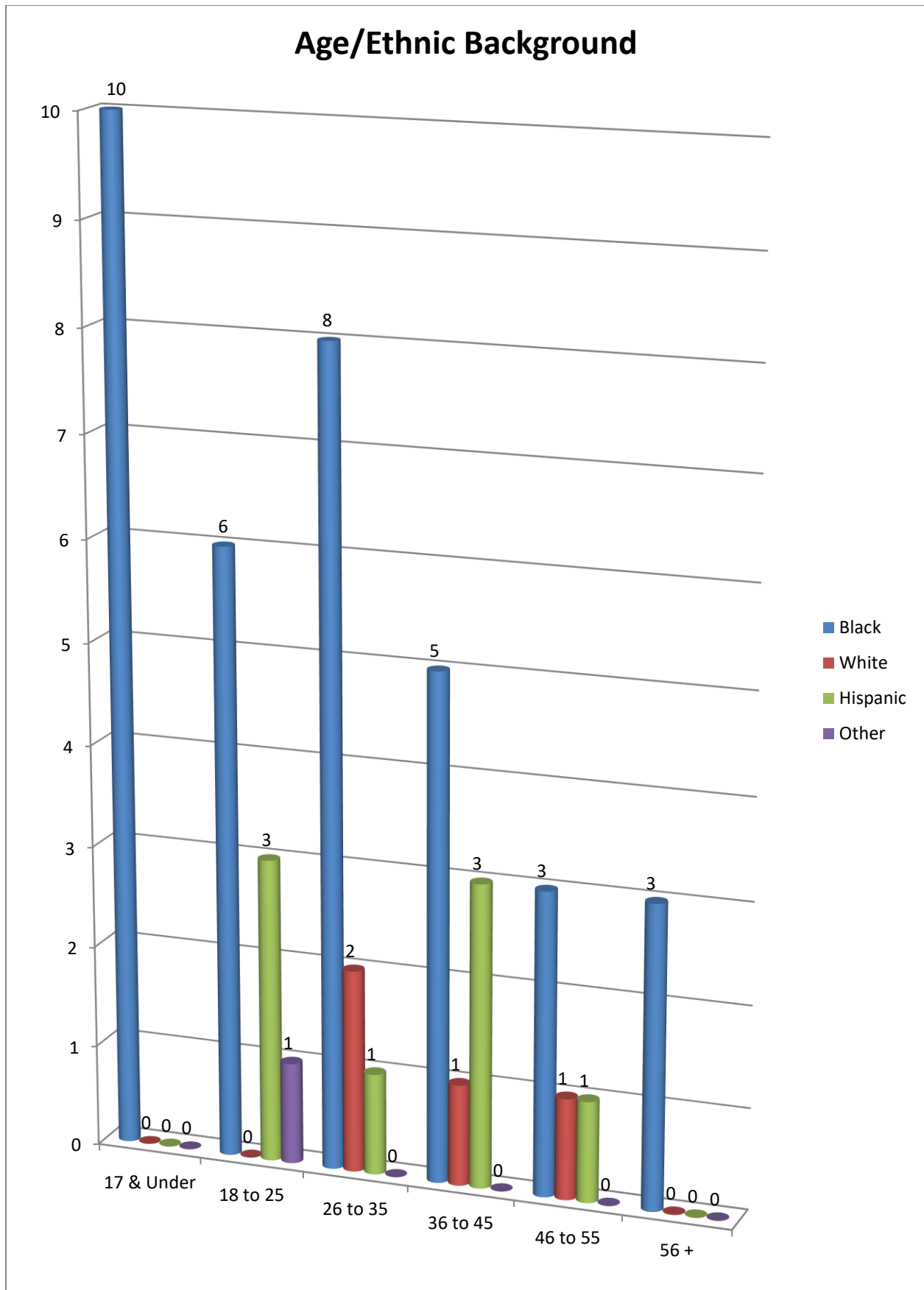


## AB730 Violation Statistics August (2023)

### Age

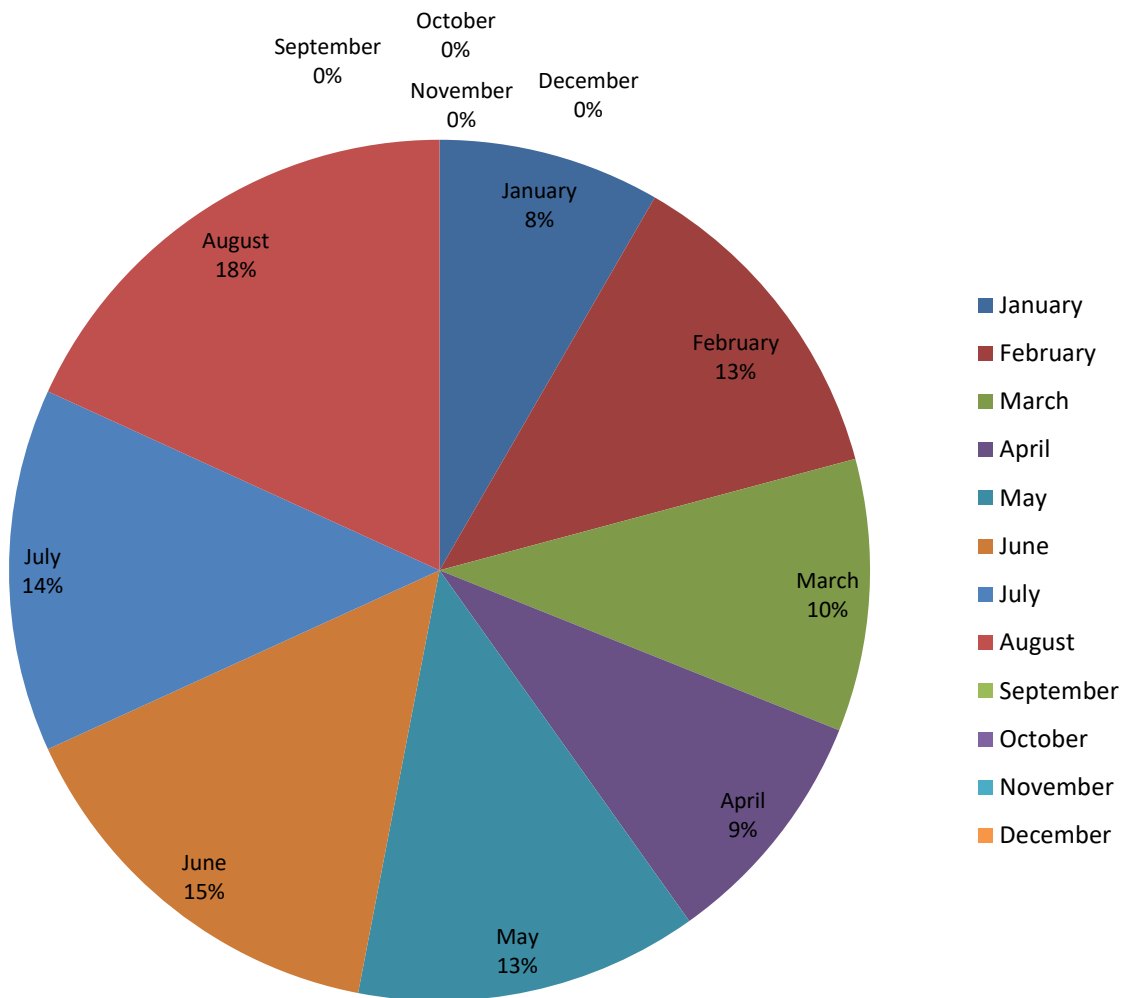


## AB730 Violation Statistics August (2023)



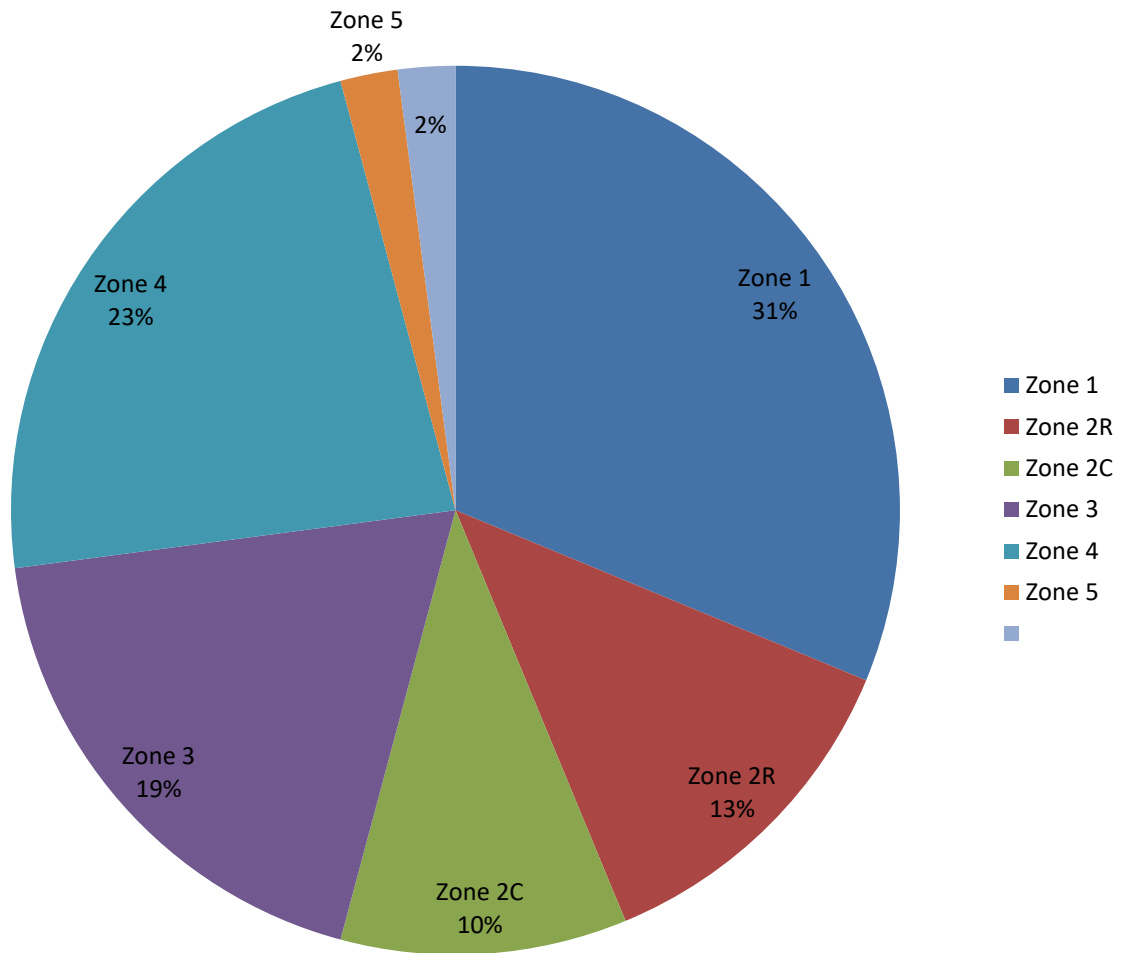
## AB730 Violation Statistics August (2023)

### Year to Date by Month



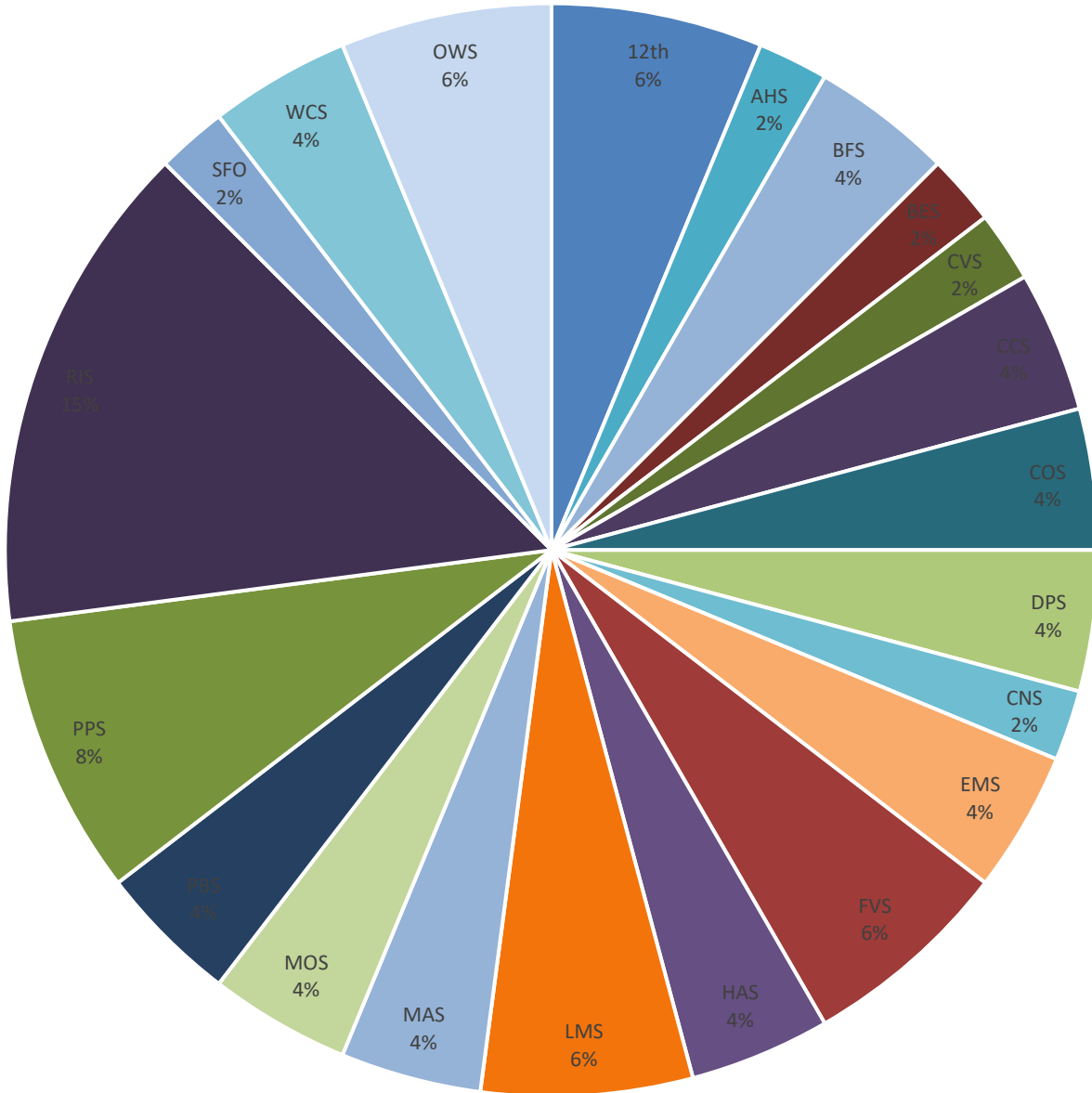
## AB730 Violation Statistics August (2023)

### Zone



## AB730 Violation Statistics August (2023)

### Stations



■ 12th ■ 16th ■ 19th ■ 24th ■ AHS ■ BPS ■ BFS ■ BES ■ CVS ■ CCS ■ COS ■ CLS  
 ■ CDS ■ DCS ■ DPS ■ CPS ■ CNS ■ EMS ■ FMS ■ FVS ■ GPS ■ HAS ■ LAS ■ LMS  
 ■ MAS ■ MBS ■ MOS ■ NBS ■ NCS ■ ORS ■ PBS ■ PHS ■ PPS ■ RIS ■ ROS ■ SLS  
 ■ SFO ■ SHS ■ SSF ■ UCS ■ WCS ■ WDS ■ OWS ■ SBS ■ WSS ■ Other