

**Prohibition Order Statistics**  
**(From October 1, 2023 to October 31, 2023)**

<b>Crime</b>	<b>Description</b>	<b>Prohibition Orders Issued</b>	<b>Percentage</b>	<b>In- Custody</b>	<b>Citations</b>
664/187 PC	Attempt Murder				
215 PC	Carjacking				
211 PC 664/211/212.5 PC	Robbery/ Attempt Robbery	5		5	
241/243/422/415(3) PC	Assault/Battery/Threats to Station Agents	2		2	
243/422 PC	Battery/Threats to Train Operator	1		1	
243/422 PC	Battery/Threats to System Service or Other/CIS	4		1	3
243(b)/69/422PC	Battery/Threats to Officer	3		2	1
243(e)(1) PC	Domestic Battery	3		3	
273.5 PC	Domestic Battery– Corporal Injury	2		2	
243.3/243d/422 PC	Battery/Threats to Patron	14		13	1
243.4/288 PC	Sexual Battery – SB w/child	3		3	
245 PC	Assault with Deadly Weapon	5		5	
273d(a) PC/ 243a(b) PC	Child Abuse/ Endangerment/				
314 PC	Indecent Exposure	1		1	
417 PC	Brandishing Weapon	1		1	
647(a) PC	Lewd Conduct	2		1	1
11352/11360 H&S	Narcotic Sales	1		1	
369 I A PC	Trespass: Railroad Property	1		1	
148 PC ;/ 237 PC	Resisting Arrest/ False Imprisonment				
<b>Total</b>		<b>48</b>		<b>42</b>	<b>6</b>

**2023 AB730 STATISTICS**

<b>Crime</b>	<b>Description</b>	<b>Arrests</b>	<b>Prohibition Appeals</b>	<b>Mental Illness *</b>	<b>Transient</b>	<b>Juvenile (&lt;18)</b>
664/187 PC	Attempt Murder					
215 PC	Carjacking					
211 PC 664/211/212.5 PC	Robbery/ Attempt Robbery	5			1	
243/422 PC	Battery/Threats to Station Agent	2		1		
243/422 PC	Battery/Threats to Train Operator	1		1		
243/422 PC	Battery/Threats to System Service or Other/CIS	1				
243(b)/69/422 PC	Battery/Threats to Officer	2		1		1
243(e)(1) PC	Domestic Battery	3				
273.5 PC	Domestic Battery– Corporal Injury	2				
243.3 PC/ 422 PC	Battery/Threats to Patron	13				1
243.4/288 PC	Sexual Battery/w/child	3			1	
245 PC	Assault w/ Deadly Weapon	5				
273d(a) PC/ 243a(b) PC	Child Abuse/ Endangerment/					
314 PC	Indecent Exposure	1				
417 PC	Brandishing Weapon	1			1	
647(A) PC	Lewd Conduct	1			1	
11352/11360 H&S	Sales of Illegal Narcotics	1				
369 I A PC	Trespass: Railroad Property	1				
148 PC ;/ 237 PC	Resisting Arrest/ False Imprisonment					
<b>Total</b>		<b>42</b>		<b>3</b>	<b>4</b>	<b>2</b>

**2023 AB730 STATISTICS**

<b>Crime Classification</b>	<b>Prohibition Orders Issued</b>
Felony	18
Misdemeanor	30
Total =	<b>48</b>

<b>Gender</b>	<b>Prohibition Orders Issued</b>
Male	38
Female	10
Total =	<b>48</b>

<b>Ethnic Background</b>	<b>Prohibition Orders Issued</b>
Black	30
Hispanic	6
Other	6
White	6
Total =	<b>48</b>

<b>Age</b>	<b>Prohibition Orders Issued</b>
17 & Under	5
18 to 25	8
26 to 35	15
36 to 45	10
46 to 55	5
56 +	5
Total =	<b>48</b>

### 2023 AB730 STATISTICS

<b>Age/Ethnic Background</b>	<b>Black</b>	<b>Hispanic</b>	<b>Other</b>	<b>White</b>
17 & Under	3	2	0	0
18 to 25	6	1	1	0
26 to 35	10	0	1	4
36 to 45	6	2	1	1
46 to 55	2	1	2	0
56 +	3	0	1	1
Total = 48	30	6	6	6
	(%)**	(%)**	(%)**	(%)**

<b>Month</b>	<b>Prohibition Orders Issued</b>
January	35
February	33
March	27
April	24
May	34
June	40
July	45
August	53
September	44
October	48
November	
December	
Year to date total =	<b>373</b>

<b>Zone</b>	<b>Prohibition Orders Issued</b>
Zone 1 (Oakland)	15
Zone 2R (Berkeley & West Contra Costa County)	5
Zone 2C (East Contra Costa County)	9
Zone 3 (South Alameda County)	6
Zone 4 (San Francisco County)	8
Zone 5 (San Mateo County)	5
Zone 6 (Santa Clara County)	0
Total =	<b>48</b>

## 2023 AB730 STATISTICS

Station	Zone	Prohibition Orders
12 <sup>th</sup> Street (Oakland)	1	1
16 <sup>th</sup> Street (San Francisco)	4	
19 <sup>th</sup> Street (Oakland)	1	2
24 <sup>th</sup> Street (San Francisco)	4	1
Ashby (Berkeley) – AHS	2r	
Balboa Park (San Francisco) – BPS	4	
Bay Fair (San Leandro) – BFS	3	2
Berkeley - BES	2r	1
Berryessa – BYS	6	
Castro Valley – CVS	3	
Civic Center (San Francisco) – CCS	4	4
Coliseum (Oakland) – COS	1	4
Colma – CLS	5	1
Concord - CDS	2c	
Daly City – DCS	5	1
Dublin Pleasanton – DPS	3	
El Cerrito Del Norte – CNS	2r	2
El Cerrito Plaza – CPS	2r	1
Embarcadero (San Francisco) – EMS	4	1
Fremont - FMS	3	
Fruitvale (Oakland) – FVS	1	2
Glen Park (San Francisco) - GPS	4	
Hayward – HAS	3	
Lafayette – LFS	2c	1
Lake Merritt (Oakland) – LMS	1	3
MacArthur (Oakland) – MAS	1	1
Millbrae – MBS	5	1
Milpitas – MPS	6	
Montgomery Street (SF) – MOS	4	
North Berkeley – NBS	2r	
North Concord – NCS	2c	1
Orinda - ORS	2c	
Pittsburg – PBS	2c	4
Pleasant Hill – PHS	2c	
Powell Street (San Francisco) – PPS	4	2
Richmond – RIS	2r	1
Rockridge - ROS	2c	
San Bruno – SBS	5	
San Leandro – SLS	3	1
South Hayward – SHS	3	2
South San Francisco – SSS	5	1
Union City – UCS	3	1
Walnut Creek – WCS	2c	2
Warm Springs – WSS	3	
West Dublin – WDS	3	
West Oakland – OWS	1	3
San Francisco Airport (SFO)	5	1
Other BART Property (P&R)		
<b>Total Stations</b>		<b>48</b>

## 2023 AB730 STATISTICS

### **Public Utilities Code Section 99171(a) (1) (A)**

There have been 0 violations during this month. No subjects were cited on three separate occasions for the violations, within a period of 90 consecutive days.

<b>Violation</b>	<b>Description</b>	<b>Number of Violations</b>
640(d)(1) PC	Willfully Disturbing Others	0
640(d)(4) PC	Blocking Free Movement	0
<b>Total</b>		<b>0</b>

**\* In all cases involving mental illness issues, subjects are transported to and evaluated at a psychiatric facility prior to being booked at the jail or cited.**

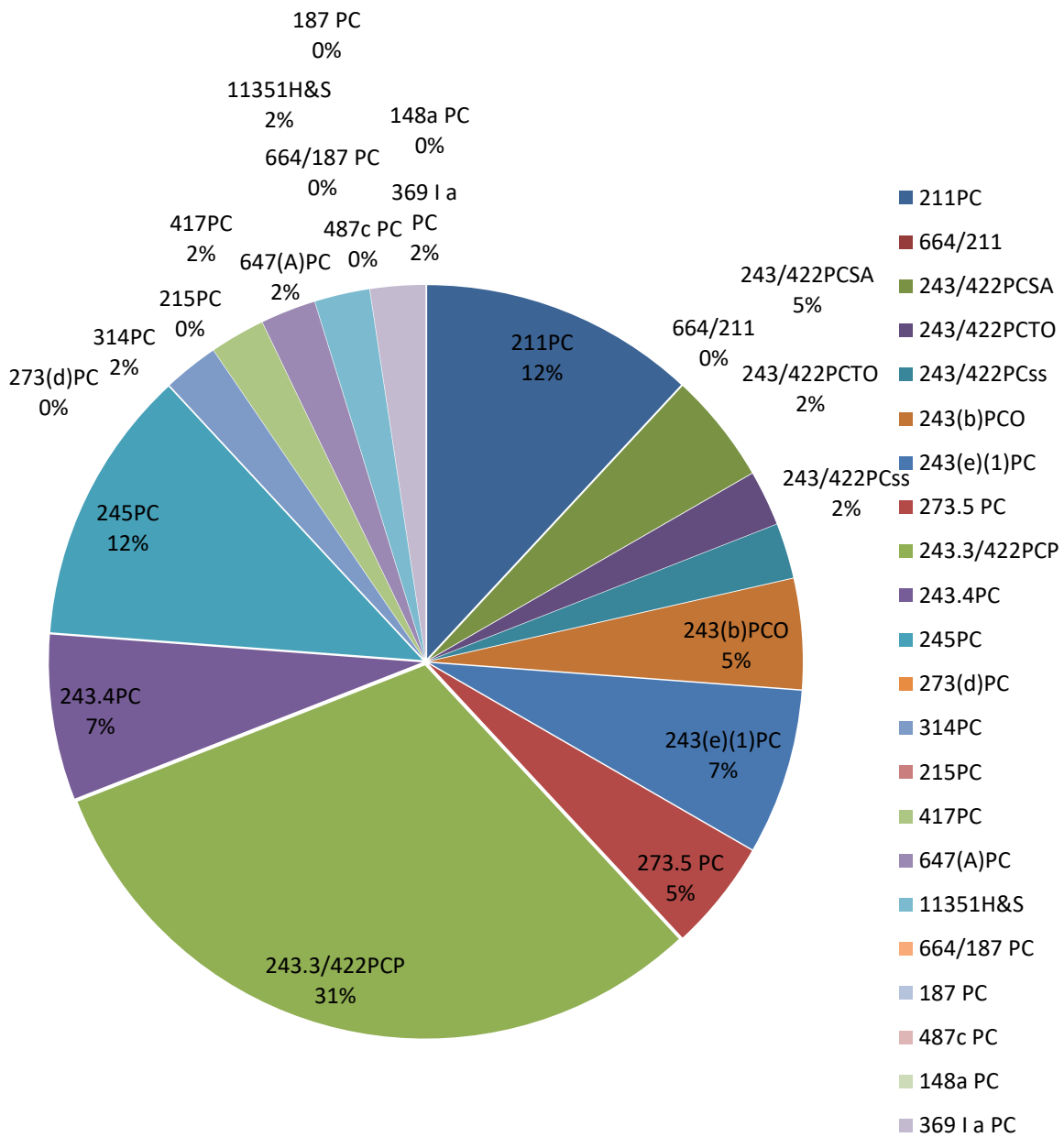
**\*\* Percentages rounded to nearest quarter of a percent - .25**

**! Not a qualifying offense**

<b>Top 5 Stations for Part I Crime</b>		
<b>Arrests and Citations</b>		
Felony		Not Available
Misdemeanor		Not Available
Arrest by Citation		Not Available
Fare Evasion		Not Available
<b>Total Commendations Written</b>		Not Available
<b>Total Calls to ISRC (Dispatch)</b>		Not Available
Total phone calls, 911 call, events created	Total Phone calls answered by ISRC	Not Available
	Total 911 Calls	Not Available
<b>Field Interview Cards</b>		Not Available

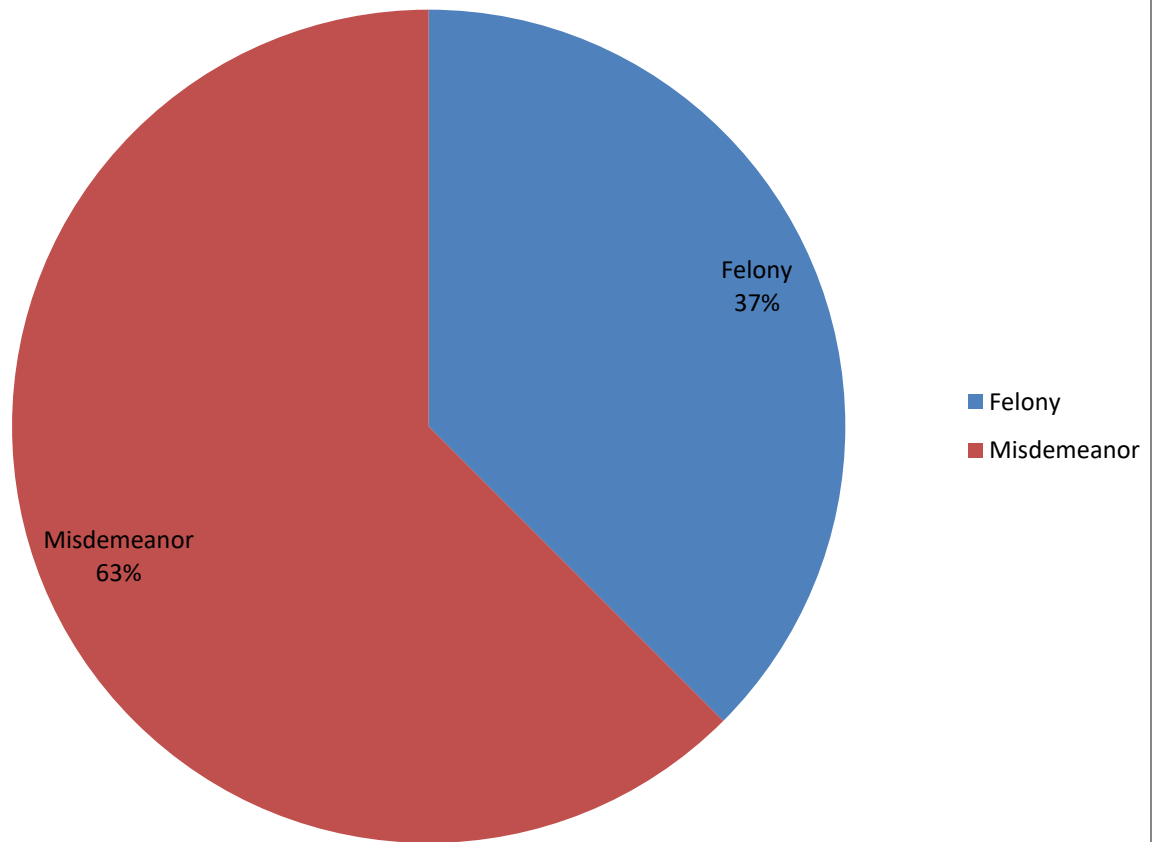
## AB730 Violation Statistics January (2023)

### Arrests



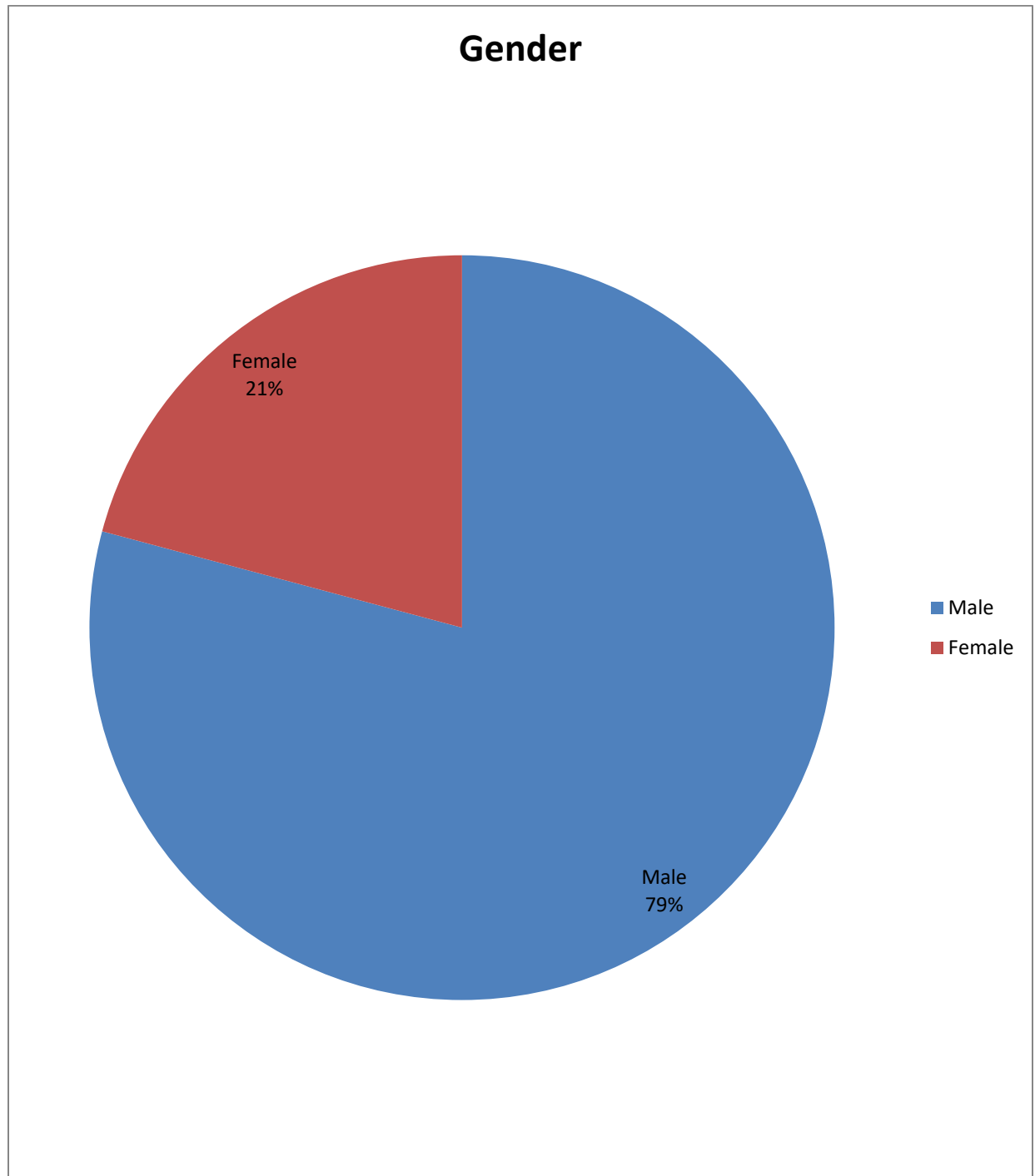
## AB730 Violation Statistics January (2023)

### Crime Classification



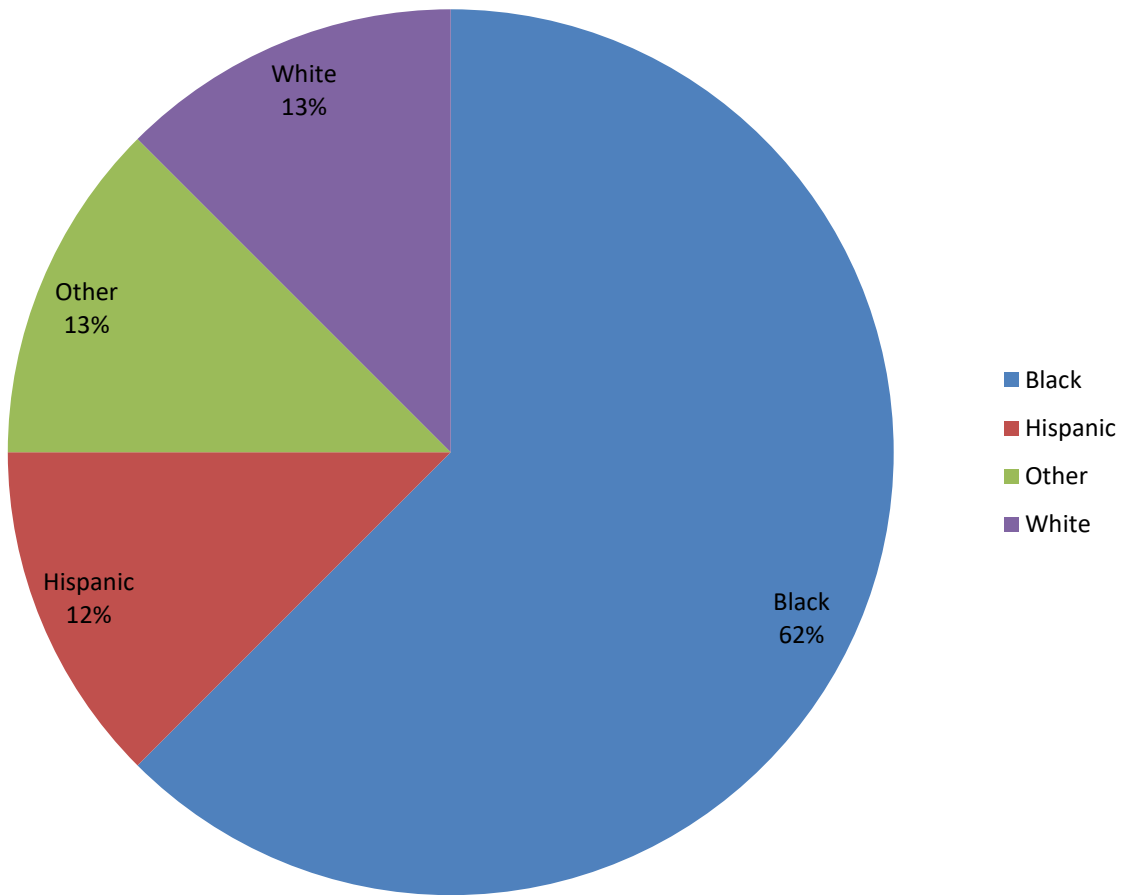


## AB730 Violation Statistics January (2023)



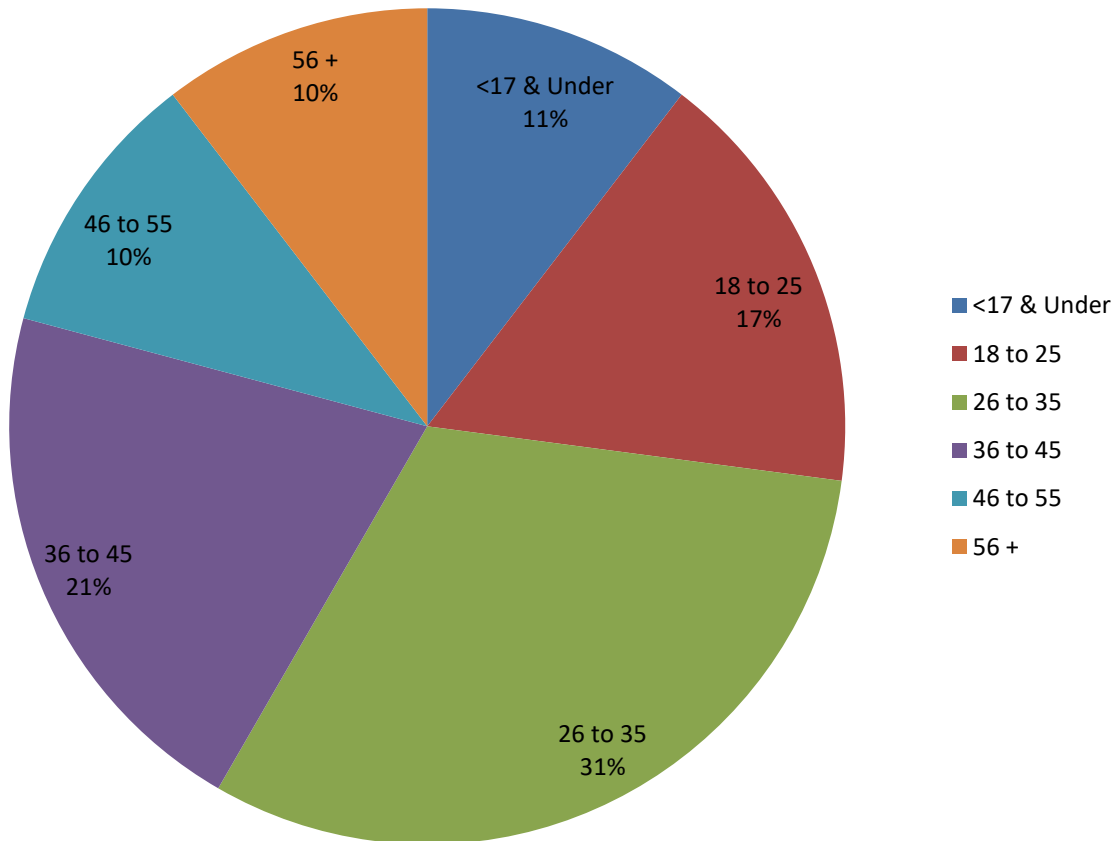
## AB730 Violation Statistics January (2023)

### Ethnic Background

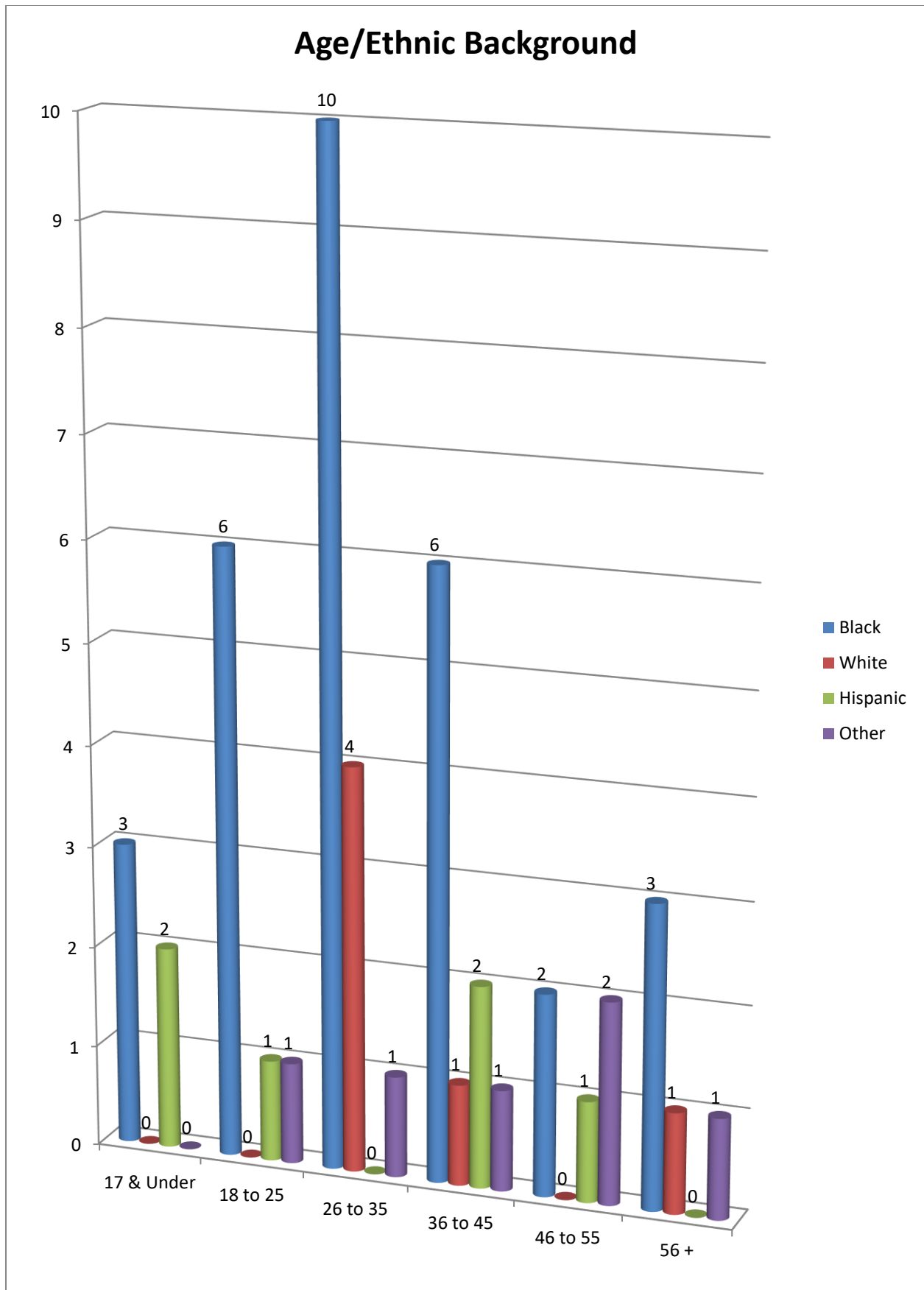


## AB730 Violation Statistics January (2023)

### Age

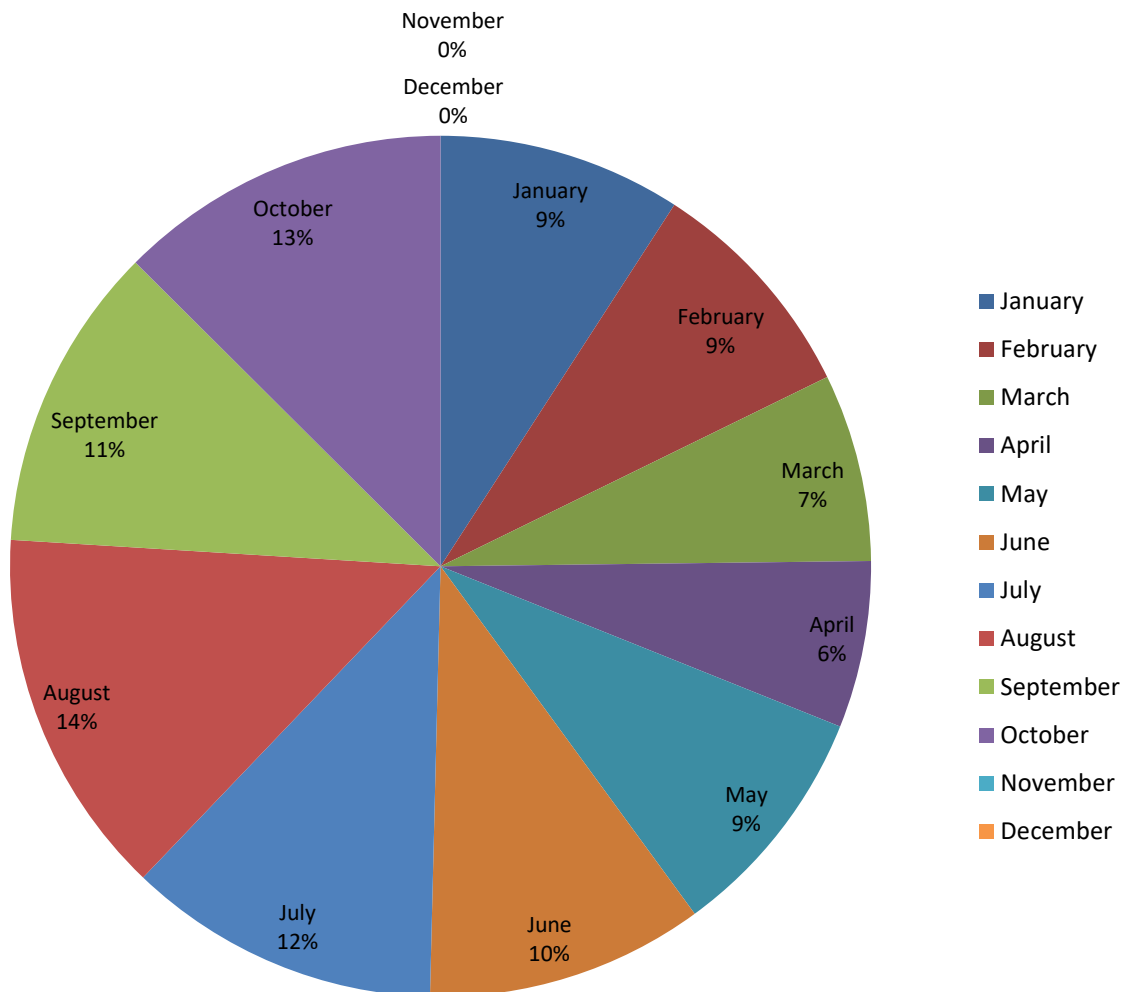


## AB730 Violation Statistics January (2023)



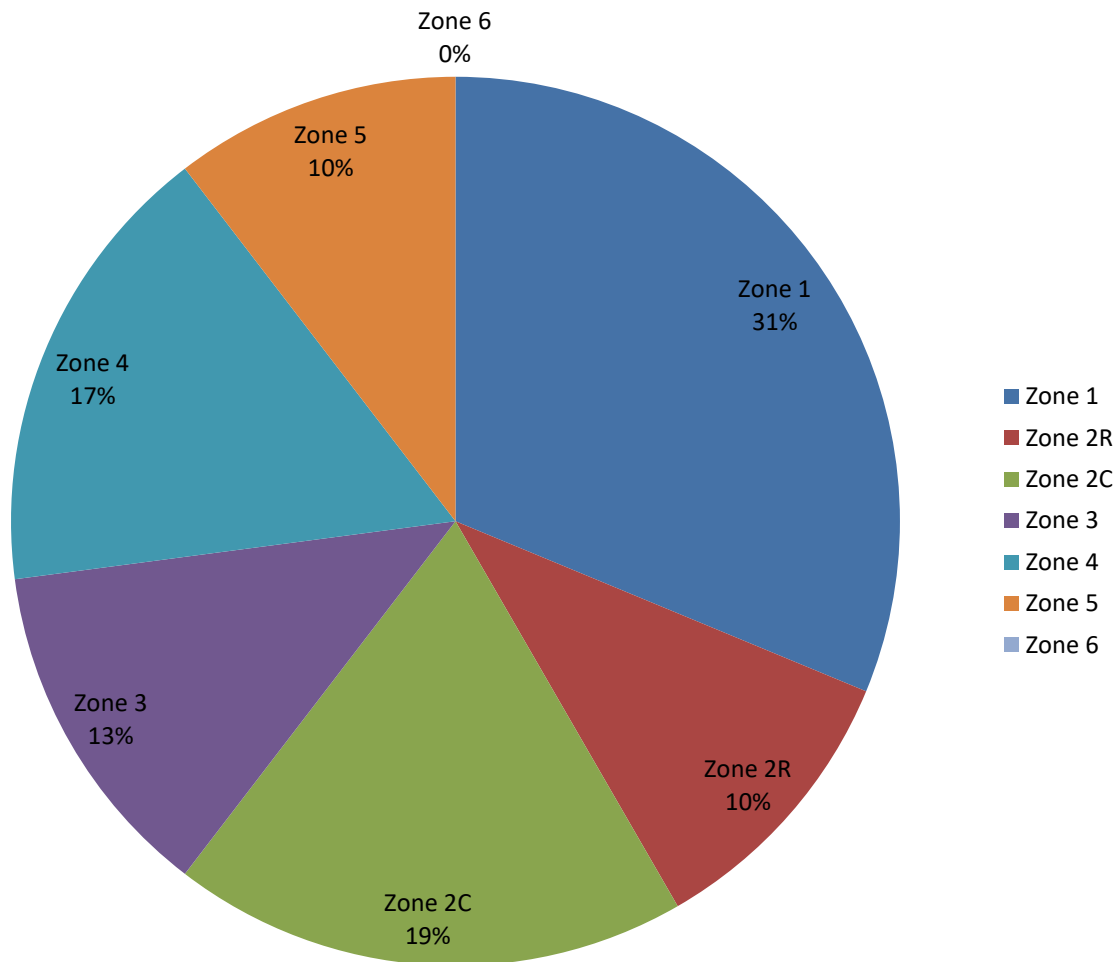
## AB730 Violation Statistics January (2023)

### Year to Date by Month



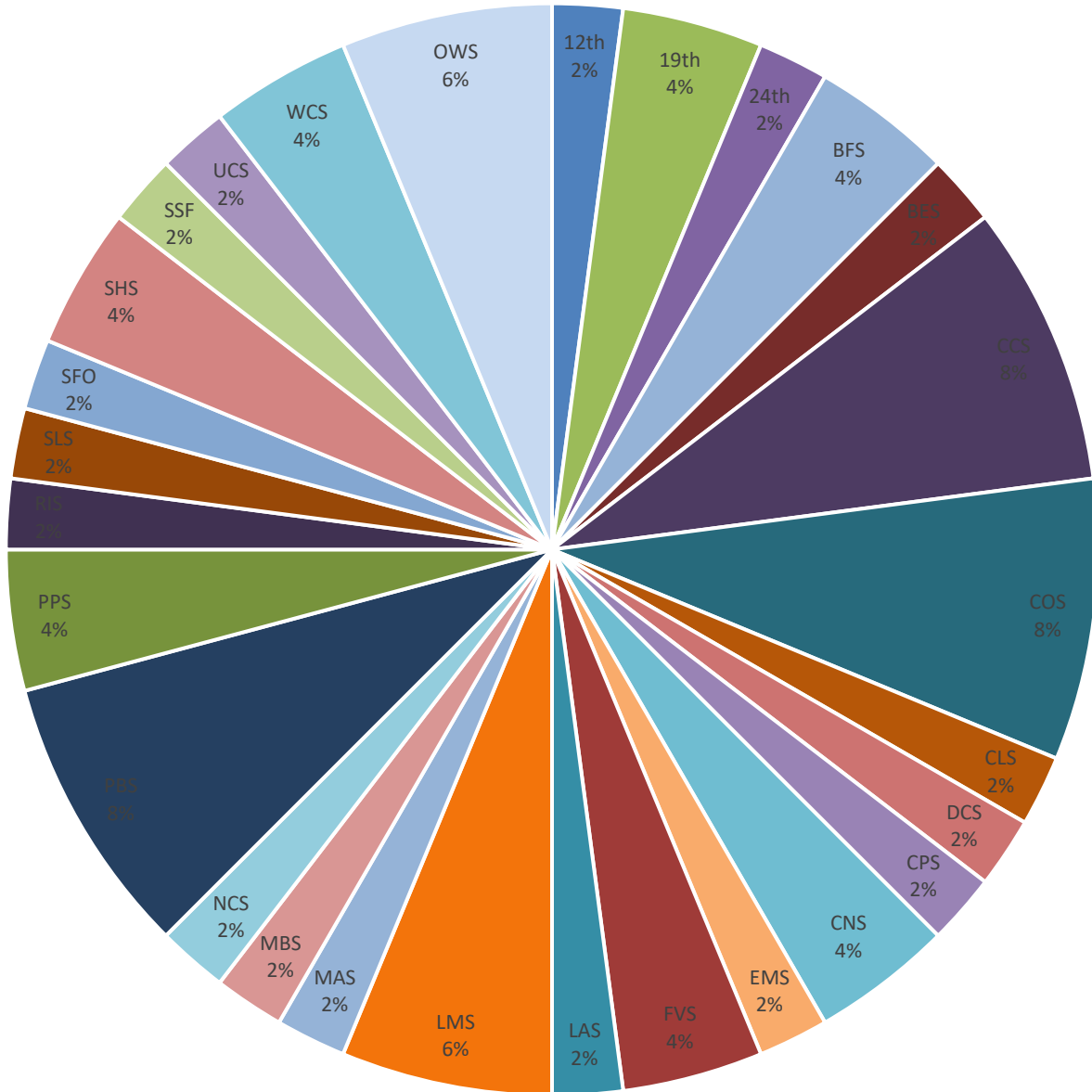
## AB730 Violation Statistics January (2023)

### Zone



# AB730 Violation Statistics January (2023)

## Stations



- 12th 16th 19th 24th AHS BPS BFS BES CVS CCS COS CLS
- CDS DCS DPS CPS CNS EMS FMS FVS GPS HAS LAS LMS
- MAS MBS MOS NBS NCS ORS PBS PHS PPS RIS ROS SLS
- SFO SHS SSF UCS WCS WDS OWS SBS WSS Other