



EXECUTIVE DECISION DOCUMENT

GENERAL MANAGER APPROVAL:		DocuSigned by: <i>Michael Jones</i> 47000790F2D7463...		GENERAL MANAGER ACTION REQ'D:	
DATE: 1/3/2023		1/20/2023		BOARD INITIATED ITEM: No	
Originator/Prepared by: April Quintanilla Dept: District Secretary	General Counsel	Controller/Treasurer	District Secretary	BARC	
DocuSigned by: <i>April G. A. Quintanilla</i> 72F0DC7F642E43B...	DocuSigned by: <i>April G. A. Quintanilla</i> F8FD7B3A73E74E8...	DocuSigned by: <i>Chris Gan</i> EE11C8CEEEA04FD...	DocuSigned by: <i>April G. A. Quintanilla</i> 72F0DC7F642E43B...	DocuSigned by: <i>April G. A. Quintanilla</i> 3BB24D65B8724F5...	
Signature/Date: 1/19/2023	1/19/2023	1/19/2023	1/20/2023	1/19/2023	
	[]	[]	[]	[]	

Declaration of November 8, 2022, Election Results

PURPOSE:

This proposed action is to declare the results of the general District election held on November 8, 2022, for Districts 6 and 8, and to declare the appointment of the respective Directors for Districts 2 and 4.

DISCUSSION:

The San Francisco Bay Area Rapid Transit District was scheduled to hold a general District election on November 8, 2022, for the purpose of electing one Director in each of Districts 2, 4, 6, and 8.

The Alameda County Registrar of Voters and the City and County of San Francisco Department of Elections have certified the election returns for Districts 6 and 8.

California Elections Code Section 10515 provides that when only one person files a declaration of candidacy for an elective office and a petition requesting an election for such office has not been filed with the Registrar of Voters, that person shall be appointed to office in lieu of being elected. Directors Mark Foley and Robert Raburn were the only people to file for candidacy in their respective Districts and no petitions were filed requesting an election for such office. The Board of Supervisors of Contra Costa County has declared Mark Foley as appointed BART Director for District 2. The Board of Supervisors of Alameda County has accepted Robert Raburn as the appointed BART Director for District 4.



ELECTION RETURNS, NOVEMBER 8, 2022

Districts and Candidates	Vote Totals	Percentages (rounded to nearest hundredth)
District 6 – Alameda County		
Liz Ames	39,651	47.66%
Lance Nishihira	26,924	32.36%
Shyam Chetal	16,616	19.97%
	Total: 83,191	
District 8 – City and County of San Francisco		
Janice Li	99,252	100.00%

FISCAL IMPACT:

None.

ALTERNATIVES:

None.

RECOMMENDATION:

That the Board of Directors adopts the following motion.

MOTION:

That there be entered into the Minutes of the Board the official canvass of the returns for Election Districts 2, 4, 6, and 8 as taken by the Alameda County Registrar of Voters, the Contra Costa County Registrar of Voters, and the City and County of San Francisco Department of Elections for the election of November 8, 2022, the elected candidates having received the highest number of votes cast in their respective election Districts based on said official canvass; and that the following candidates are hereby declared elected or appointed to the Board of Directors of the San Francisco Bay Area Rapid Transit District:

Mark Foley, District 2

Robert Raburn, District 4

Elizabeth (Liz) Ames, District 6

Janice Li, District 8

CERTIFICATE OF REGISTRAR OF VOTERS PURSUANT TO SECTION 10515 OF THE ELECTIONS CODE CONCERNING THE GENERAL ELECTION HELD ON TUESDAY, NOVEMBER 8, 2022, IN THE BAY AREA RAPID TRANSIT DISTRICT, DISTRICT 4.

I, **TIM DUPUIS**, Registrar of Voters, County of Alameda, State of California, do hereby certify that the number of Directors to be elected at the General Election held on Tuesday, November 8, 2022, in the Bay Area Rapid Transit District, District 4 is: **One**

I further certify that the number of nominees for Director of Bay Area Rapid Transit District, District 4, does not exceed the number of offices for Director to be filled at said election.

I further certify that the following candidate has been duly nominated for the elective office of Director, Bay Area Rapid Transit District, District 4:

ROBERT RABURN

I hereby set my hand and my official seal this **8th** day of **December 2022**.



TIM DUPUIS
Registrar of Voters
Alameda County
State of California

STATE OF CALIFORNIA }
COUNTY OF ALAMEDA } ss.

I, **TIM DUPUIS**, Registrar of Voters for the County of Alameda, State of California, having canvassed the returns of all votes cast in the **Bay Area Rapid Transit District, District 6**, at the General Election held on Tuesday, **November 8, 2022**, do hereby certify the following to be a full, true and correct Statement of the Results of all the votes cast, to which this certificate is attached, at said election for each candidate in the **Bay Area Rapid Transit District, District 6**, for the office of **Director, District 6**.

I hereby set my hand and my official seal this **8th** day of **December 2022**.



A handwritten signature in blue ink, appearing to read 'Tim Dupuis', with a long horizontal stroke extending to the right.

TIM DUPUIS
Registrar of Voters
Alameda County
State of California

1 BART Director, District 6									
		Registered Voters	Voters Cast	Turnout (%)	LIZ AMES	SHYAM CHETAL	LANCE NISHIHARA	Over Votes	Under Votes
422600	Election Day	5230	131	2.50 %	42	21	32		36
422600	Vote by Mail	5230	1854	35.45 %	748	307	478	1	320
422600	Total	5230	1985	37.95 %	790	328	510	1	356
422920	Election Day	4698	129	2.75 %	25	32	27		45
422920	Vote by Mail	4698	1727	36.76 %	690	282	424		331
422920	Total	4698	1856	39.51 %	715	314	451		376
422940	Election Day	0	0						
422940	Vote by Mail	0	0						
422940	Total	0	0						
423000	Election Day	4254	150	3.53 %	43	40	36		31
423000	Vote by Mail	4254	1458	34.27 %	639	237	363	2	217
423000	Total	4254	1608	37.80 %	682	277	399	2	248
423710	Election Day	6269	228	3.64 %	62	57	61		48
423710	Vote by Mail	6269	2244	35.80 %	898	358	582	1	405
423710	Total	6269	2472	39.43 %	960	415	643	1	453
423800	Election Day	42	0	0.00 %					
423800	Vote by Mail	42	16	38.10 %	6	3	2		5
423800	Total	42	16	38.10 %	6	3	2		5
424510	Election Day	256	8	3.13 %	1	2	3		2
424510	Vote by Mail	256	128	50.00 %	63	15	27		23
424510	Total	256	136	53.13 %	64	17	30		25
424600	Election Day	2838	177	6.24 %	54	28	59	1	35
424600	Vote by Mail	2838	1062	37.42 %	401	137	338		186
424600	Total	2838	1239	43.66 %	455	165	397	1	221
432900	Election Day	3443	136	3.95 %	36	37	30		33
432900	Vote by Mail	3443	1336	38.80 %	512	210	335	2	277
432900	Total	3443	1472	42.75 %	548	247	365	2	310
433200	Election Day	3204	146	4.56 %	49	29	27		41
433200	Vote by Mail	3204	1260	39.33 %	508	185	288	2	277
433200	Total	3204	1406	43.88 %	557	214	315	2	318
433400	Election Day	3338	124	3.71 %	37	39	19	1	28
433400	Vote by Mail	3338	1686	50.51 %	694	241	380	2	369
433400	Total	3338	1810	54.22 %	731	280	399	3	397
433630	Election Day	1258	27	2.15 %	8	13	4		2
433630	Vote by Mail	1258	571	45.39 %	224	123	98		126
433630	Total	1258	598	47.54 %	232	136	102		128
433650	Election Day	0	0						
433650	Vote by Mail	0	0						
433650	Total	0	0						
433900	Election Day	377	16	4.24 %	6	3	2		5
433900	Vote by Mail	377	231	61.27 %	92	24	59		56
433900	Total	377	247	65.52 %	98	27	61		61
438120	Election Day	0	0						
438120	Vote by Mail	0	0						
438120	Total	0	0						
438130	Election Day	0	0						
438130	Vote by Mail	0	0						
438130	Total	0	0						
438140	Election Day	0	0						
438140	Vote by Mail	0	0						

1 BART Director, District 6

		Registered Voters	Voters Cast	Turnout (%)	LIZ AMES	SHYAM CHETAL	LANCE NISHIHARA	Over Votes	Under Votes
438140	Total	0	0						
438200	Election Day	10	0	0.00 %					
438200	Vote by Mail	10	10	100.00 %	5				5
438200	Total	10	10	100.00 %	5				5
438300	Election Day	2	0	0.00 %					
438300	Vote by Mail	2	2	100.00 %					2
438300	Total	2	2	100.00 %					2
438500	Election Day	10	0	0.00 %					
438500	Vote by Mail	10	3	30.00 %		1			2
438500	Total	10	3	30.00 %		1			2
476140	Election Day	0	0						
476140	Vote by Mail	0	0						
476140	Total	0	0						
490100	Election Day	69	1	1.45 %		1			
490100	Vote by Mail	69	41	59.42 %	21	6	5		9
490100	Total	69	42	60.87 %	21	7	5		9
490150	Election Day	0	0						
490150	Vote by Mail	0	0						
490150	Total	0	0						
490200	Election Day	0	0						
490200	Vote by Mail	0	0						
490200	Total	0	0						
490300	Election Day	0	0						
490300	Vote by Mail	0	0						
490300	Total	0	0						
490400	Election Day	0	0						
490400	Vote by Mail	0	0						
490400	Total	0	0						
491630	Election Day	138	2	1.45 %					2
491630	Vote by Mail	138	65	47.10 %	23	7	11		24
491630	Total	138	67	48.55 %	23	7	11		26
491650	Election Day	0	0						
491650	Vote by Mail	0	0						
491650	Total	0	0						
492120	Election Day	0	0						
492120	Vote by Mail	0	0						
492120	Total	0	0						
492130	Election Day	0	0						
492130	Vote by Mail	0	0						
492130	Total	0	0						
492140	Election Day	3	0	0.00 %					
492140	Vote by Mail	3	3	100.00 %	3				
492140	Total	3	3	100.00 %	3				
492150	Election Day	0	0						
492150	Vote by Mail	0	0						
492150	Total	0	0						
498200	Election Day	15	0	0.00 %					
498200	Vote by Mail	15	10	66.67 %	5	5			
498200	Total	15	10	66.67 %	5	5			
498240	Election Day	0	0						

1 BART Director, District 6									
		Registered Voters	Voters Cast	Turnout (%)	LIZ AMES	SHYAM CHETAL	NISHIHIRA LANCE	Over Votes	Under Votes
498240	Vote by Mail	0	0						
498240	Total	0	0						
498300	Election Day	67	1	1.49 %		1			
498300	Vote by Mail	67	45	67.16 %	12	10	13		10
498300	Total	67	46	68.66 %	12	11	13		10
498320	Election Day	0	0						
498320	Vote by Mail	0	0						
498320	Total	0	0						
499010	Election Day	0	0						
499010	Vote by Mail	0	0						
499010	Total	0	0						
499020	Election Day	0	0						
499020	Vote by Mail	0	0						
499020	Total	0	0						
520720	Election Day	85	3	3.53 %			2		1
520720	Vote by Mail	85	48	56.47 %	20	18	7		3
520720	Total	85	51	60.00 %	20	18	9		4
520730	Election Day	0	0						
520730	Vote by Mail	0	0						
520730	Total	0	0						
819010	Election Day	19	0	0.00 %					
819010	Vote by Mail	19	16	84.21 %	6		5		5
819010	Total	19	16	84.21 %	6		5		5
819100	Election Day	2	0	0.00 %					
819100	Vote by Mail	2	0	0.00 %					
819100	Total	2	0	0.00 %					
820010	Election Day	0	0						
820010	Vote by Mail	0	0						
820010	Total	0	0						
821110	Election Day	2307	87	3.77 %	16	26	30		15
821110	Vote by Mail	2307	870	37.71 %	318	132	303	2	115
821110	Total	2307	957	41.48 %	334	158	333	2	130
821120	Election Day	1550	39	2.52 %	16	8	10		5
821120	Vote by Mail	1550	760	49.03 %	253	155	238	3	111
821120	Total	1550	799	51.55 %	269	163	248	3	116
821210	Election Day	3249	106	3.26 %	42	18	20		26
821210	Vote by Mail	3249	1373	42.26 %	493	162	542	3	173
821210	Total	3249	1479	45.52 %	535	180	562	3	199
821230	Election Day	138	6	4.35 %	1	2			3
821230	Vote by Mail	138	50	36.23 %	20	6	19		5
821230	Total	138	56	40.58 %	21	8	19		8
821700	Election Day	3426	102	2.98 %	35	11	41		15
821700	Vote by Mail	3426	1560	45.53 %	579	179	568	6	228
821700	Total	3426	1662	48.51 %	614	190	609	6	243
821800	Election Day	4372	137	3.13 %	32	16	57	1	31
821800	Vote by Mail	4372	1743	39.87 %	593	259	665	3	223
821800	Total	4372	1880	43.00 %	625	275	722	4	254
821900	Election Day	3612	150	4.15 %	33	28	51		38
821900	Vote by Mail	3612	1421	39.34 %	471	210	544	1	195
821900	Total	3612	1571	43.49 %	504	238	595	1	233

1 BART Director, District 6

		Registered Voters	Voters Cast	Turnout (%)	LIZ AMIES	SHYAM CHETAL	LANCE NISHHIRA	Over Votes	Under Votes
821920	Election Day	216	6	2.78 %	1	1	2		2
821920	Vote by Mail	216	75	34.72 %	36	6	19		14
821920	Total	216	81	37.50 %	37	7	21		16
822000	Election Day	4746	166	3.50 %	52	32	48	1	33
822000	Vote by Mail	4746	2266	47.75 %	699	314	890	4	359
822000	Total	4746	2432	51.24 %	751	346	938	5	392
822030	Election Day	1	0	0.00 %					
822030	Vote by Mail	1	0	0.00 %					
822030	Total	1	0	0.00 %					
822900	Election Day	521	35	6.72 %	8	11	8		8
822900	Vote by Mail	521	199	38.20 %	115	16	45	1	22
822900	Total	521	234	44.91 %	123	27	53	1	30
823030	Election Day	0	0						
823030	Vote by Mail	0	0						
823030	Total	0	0						
823200	Election Day	2716	98	3.61 %	28	18	38		14
823200	Vote by Mail	2716	920	33.87 %	311	127	384		98
823200	Total	2716	1018	37.48 %	339	145	422		112
823300	Election Day	2284	79	3.46 %	24	11	33		11
823300	Vote by Mail	2284	784	34.33 %	293	82	304	1	104
823300	Total	2284	863	37.78 %	317	93	337	1	115
823400	Election Day	2532	78	3.08 %	15	16	28		19
823400	Vote by Mail	2532	1107	43.72 %	432	135	363	5	172
823400	Total	2532	1185	46.80 %	447	151	391	5	191
823500	Election Day	2120	104	4.91 %	28	16	39		21
823500	Vote by Mail	2120	917	43.25 %	345	96	358	3	115
823500	Total	2120	1021	48.16 %	373	112	397	3	136
823710	Election Day	3588	113	3.15 %	35	16	36		26
823710	Vote by Mail	3588	1424	39.69 %	522	166	540	4	192
823710	Total	3588	1537	42.84 %	557	182	576	4	218
823720	Election Day	1030	45	4.37 %	18	6	13		8
823720	Vote by Mail	1030	486	47.18 %	158	92	153	1	82
823720	Total	1030	531	51.55 %	176	98	166	1	90
824100	Election Day	1914	80	4.18 %	17	18	27		18
824100	Vote by Mail	1914	844	44.10 %	271	127	316	1	129
824100	Total	1914	924	48.28 %	288	145	343	1	147
830320	Election Day	4267	175	4.10 %	50	66	35		24
830320	Vote by Mail	4267	1772	41.53 %	622	404	405	4	337
830320	Total	4267	1947	45.63 %	672	470	440	4	361
830500	Election Day	4142	161	3.89 %	41	47	29		44
830500	Vote by Mail	4142	1850	44.66 %	718	386	392	5	349
830500	Total	4142	2011	48.55 %	759	433	421	5	393
830520	Election Day	3	0	0.00 %					
830520	Vote by Mail	3	0	0.00 %					
830520	Total	3	0	0.00 %					
831200	Election Day	5547	211	3.80 %	65	49	55		42
831200	Vote by Mail	5547	2388	43.05 %	960	313	658	2	455
831200	Total	5547	2599	46.85 %	1025	362	713	2	497
831410	Election Day	4648	193	4.15 %	66	35	45	1	46
831410	Vote by Mail	4648	1965	42.28 %	802	305	482	4	372

1 BART Director, District 6

		Registered Voters	Voters Cast	Turnout (%)	LIZ AMES	SHYAM CHETAL	LANCE NISHHIRA	Over Votes	Under Votes
831410	Total	4648	2158	46.43 %	868	340	527	5	418
831500	Election Day	4313	151	3.50 %	45	46	35		25
831500	Vote by Mail	4313	2226	51.61 %	949	310	527	3	437
831500	Total	4313	2377	55.11 %	994	356	562	3	462
831710	Election Day	771	36	4.67 %	9	8	9		10
831710	Vote by Mail	771	275	35.67 %	124	41	58		52
831710	Total	771	311	40.34 %	133	49	67		62
831730	Election Day	1931	54	2.80 %	20	21	10		3
831730	Vote by Mail	1931	1004	51.99 %	429	163	228	4	180
831730	Total	1931	1058	54.79 %	449	184	238	4	183
831810	Election Day	3657	134	3.66 %	49	29	26	1	29
831810	Vote by Mail	3657	1613	44.11 %	682	256	414		261
831810	Total	3657	1747	47.77 %	731	285	440	1	290
831930	Election Day	2186	50	2.29 %	17	12	10		11
831930	Vote by Mail	2186	917	41.95 %	380	123	246	3	165
831930	Total	2186	967	44.24 %	397	135	256	3	176
832200	Election Day	3850	145	3.77 %	48	24	47		26
832200	Vote by Mail	3850	1600	41.56 %	662	210	445	3	280
832200	Total	3850	1745	45.32 %	710	234	492	3	306
832400	Election Day	3185	161	5.05 %	63	32	39		27
832400	Vote by Mail	3185	1543	48.45 %	621	208	386	1	327
832400	Total	3185	1704	53.50 %	684	240	425	1	354
832500	Election Day	2449	135	5.51 %	41	24	31		39
832500	Vote by Mail	2449	1178	48.10 %	514	155	299	1	209
832500	Total	2449	1313	53.61 %	555	179	330	1	248
832600	Election Day	4114	179	4.35 %	61	33	47		38
832600	Vote by Mail	4114	1776	43.17 %	741	220	488	3	324
832600	Total	4114	1955	47.52 %	802	253	535	3	362
832620	Election Day	2280	101	4.43 %	32	29	16		24
832620	Vote by Mail	2280	871	38.20 %	377	127	226	2	139
832620	Total	2280	972	42.63 %	409	156	242	2	163
833010	Election Day	3516	133	3.78 %	57	28	25		23
833010	Vote by Mail	3516	1381	39.28 %	604	168	356	2	251
833010	Total	3516	1514	43.06 %	661	196	381	2	274
833200	Election Day	2951	107	3.63 %	36	23	31		17
833200	Vote by Mail	2951	1430	48.46 %	602	198	352		278
833200	Total	2951	1537	52.08 %	638	221	383		295
833300	Election Day	3654	152	4.16 %	52	30	27		43
833300	Vote by Mail	3654	1458	39.90 %	623	246	330	4	255
833300	Total	3654	1610	44.06 %	675	276	357	4	298
833400	Election Day	3524	150	4.26 %	47	29	39		35
833400	Vote by Mail	3524	1329	37.71 %	570	214	333	5	207
833400	Total	3524	1479	41.97 %	617	243	372	5	242
833410	Election Day	3057	167	5.46 %	52	47	30	1	37
833410	Vote by Mail	3057	1315	43.02 %	579	205	273	1	257
833410	Total	3057	1482	48.48 %	631	252	303	2	294
833710	Election Day	1920	100	5.21 %	40	25	24		11
833710	Vote by Mail	1920	777	40.47 %	312	123	206		136
833710	Total	1920	877	45.68 %	352	148	230		147
834020	Election Day	2021	76	3.76 %	32	19	13		12

1 BART Director, District 6

		Registered Voters	Voters Cast	Turnout (%)	LIZ AMES	SHYAM CHETAL	LANCE NISHIHIRA	Over Votes	Under Votes
834020	Vote by Mail	2021	940	46.51 %	355	140	262		183
834020	Total	2021	1016	50.27 %	387	159	275		195
834200	Election Day	3120	136	4.36 %	47	30	25		34
834200	Vote by Mail	3120	1695	54.33 %	714	178	473	2	328
834200	Total	3120	1831	58.69 %	761	208	498	2	362
834520	Election Day	477	25	5.24 %	11	5	6		3
834520	Vote by Mail	477	211	44.23 %	69	30	64		48
834520	Total	477	236	49.48 %	80	35	70		51
834600	Election Day	1831	97	5.30 %	36	18	21	2	20
834600	Vote by Mail	1831	952	51.99 %	379	120	283		170
834600	Total	1831	1049	57.29 %	415	138	304	2	190
835020	Election Day	405	14	3.46 %	7		2		5
835020	Vote by Mail	405	184	45.43 %	80	26	57		21
835020	Total	405	198	48.89 %	87	26	59		26
835100	Election Day	2331	68	2.92 %	21	15	16		16
835100	Vote by Mail	2331	883	37.88 %	386	135	202		160
835100	Total	2331	951	40.80 %	407	150	218		176
835500	Election Day	703	28	3.98 %	10	8	3		7
835500	Vote by Mail	703	308	43.81 %	128	47	72		61
835500	Total	703	336	47.80 %	138	55	75		68
835710	Election Day	3114	106	3.40 %	25	24	30		27
835710	Vote by Mail	3114	1475	47.37 %	627	241	353	1	253
835710	Total	3114	1581	50.77 %	652	265	383	1	280
835830	Election Day	3180	134	4.21 %	44	33	30		27
835830	Vote by Mail	3180	1257	39.53 %	586	176	279	3	213
835830	Total	3180	1391	43.74 %	630	209	309	3	240
836010	Election Day	4647	150	3.23 %	49	47	24	1	29
836010	Vote by Mail	4647	2282	49.11 %	904	458	434	2	484
836010	Total	4647	2432	52.33 %	953	505	458	3	513
836500	Election Day	4323	139	3.22 %	48	51	24		16
836500	Vote by Mail	4323	2117	48.97 %	908	388	427	2	392
836500	Total	4323	2256	52.19 %	956	439	451	2	408
837100	Election Day	1996	64	3.21 %	22	21	9		12
837100	Vote by Mail	1996	921	46.14 %	378	168	196	1	178
837100	Total	1996	985	49.35 %	400	189	205	1	190
837300	Election Day	2573	92	3.58 %	24	34	12		22
837300	Vote by Mail	2573	1190	46.25 %	467	242	221		260
837300	Total	2573	1282	49.83 %	491	276	233		282
837600	Election Day	5369	187	3.48 %	56	62	29		40
837600	Vote by Mail	5369	2493	46.43 %	872	566	504	2	549
837600	Total	5369	2680	49.92 %	928	628	533	2	589
837700	Election Day	2498	97	3.88 %	27	25	19		26
837700	Vote by Mail	2498	1216	48.68 %	445	283	219	2	267
837700	Total	2498	1313	52.56 %	472	308	238	2	293
838000	Election Day	2186	82	3.75 %	18	29	17		18
838000	Vote by Mail	2186	1069	48.90 %	400	222	226		221
838000	Total	2186	1151	52.65 %	418	251	243		239
838120	Election Day	1473	48	3.26 %	12	22	9		5
838120	Vote by Mail	1473	721	48.95 %	275	164	122		160
838120	Total	1473	769	52.21 %	287	186	131		165

1 BART Director, District 6

		Registered Voters	Voters Cast	Turnout (%)	LIZ AMES	SHYAM CHETAL	LANCE NISHHIRA	Over Votes	Under Votes
838500	Election Day	2452	116	4.73 %	35	33	24		24
838500	Vote by Mail	2452	1096	44.70 %	445	209	202	2	238
838500	Total	2452	1212	49.43 %	480	242	226	2	262
838700	Election Day	3074	138	4.49 %	29	65	21		23
838700	Vote by Mail	3074	1314	42.75 %	518	263	245	3	285
838700	Total	3074	1452	47.23 %	547	328	266	3	308
839000	Election Day	13	0	0.00 %					
839000	Vote by Mail	13	7	53.85 %	5	1			1
839000	Total	13	7	53.85 %	5	1			1
839040	Election Day	1917	88	4.59 %	30	30	12		16
839040	Vote by Mail	1917	651	33.96 %	265	141	126	1	118
839040	Total	1917	739	38.55 %	295	171	138	1	134
839240	Election Day	1043	38	3.64 %	14	7	7		10
839240	Vote by Mail	1043	568	54.46 %	247	88	118		115
839240	Total	1043	606	58.10 %	261	95	125		125
839360	Election Day	40	0	0.00 %					
839360	Vote by Mail	40	16	40.00 %	8	3	5		
839360	Total	40	16	40.00 %	8	3	5		
850330	Election Day	4118	205	4.98 %	58	61	54	1	31
850330	Vote by Mail	4118	1641	39.85 %	662	239	441	2	297
850330	Total	4118	1846	44.83 %	720	300	495	3	328
850500	Election Day	5929	264	4.45 %	74	68	60		62
850500	Vote by Mail	5929	2138	36.06 %	844	348	636	4	306
850500	Total	5929	2402	40.51 %	918	416	696	4	368
850820	Election Day	939	32	3.41 %	10	13	7		2
850820	Vote by Mail	939	395	42.07 %	142	83	91	2	77
850820	Total	939	427	45.47 %	152	96	98	2	79
851000	Election Day	4143	154	3.72 %	53	27	39		35
851000	Vote by Mail	4143	1836	44.32 %	731	249	515	1	340
851000	Total	4143	1990	48.03 %	784	276	554	1	375
851520	Election Day	4701	227	4.83 %	87	42	51		47
851520	Vote by Mail	4701	2315	49.24 %	960	237	675	2	441
851520	Total	4701	2542	54.07 %	1047	279	726	2	488
852010	Election Day	4994	233	4.67 %	68	44	71	1	49
852010	Vote by Mail	4994	1926	38.57 %	747	288	592	4	295
852010	Total	4994	2159	43.23 %	815	332	663	5	344
866800	Election Day	541	19	3.51 %	3	2	2		12
866800	Vote by Mail	541	374	69.13 %	149	42	81		102
866800	Total	541	393	72.64 %	152	44	83		114
867100	Election Day	31	0	0.00 %					
867100	Vote by Mail	31	16	51.61 %		4	3		9
867100	Total	31	16	51.61 %		4	3		9
870110	Election Day	0	0						
870110	Vote by Mail	0	0						
870110	Total	0	0						
870120	Election Day	0	0						
870120	Vote by Mail	0	0						
870120	Total	0	0						
870160	Election Day	0	0						
870160	Vote by Mail	0	0						

1 BART Director, District 6

		Registered Voters	Voters Cast	Turnout (%)	LIZ AMES	SHYAM CHETAL	LANCE NISHHIRA	Over Votes	Under Votes
870160	Total	0	0						
880400	Election Day	0	0						
880400	Vote by Mail	0	0						
880400	Total	0	0						
880500	Election Day	0	0						
880500	Vote by Mail	0	0						
880500	Total	0	0						
Total - Election Day		218096	8462	3.88 %	2605	2029	2030	12	1786
Total - Vote by Mail		218096	93490	42.87 %	37046	14587	24894	131	16832
Contest Total		218096	101952	46.75 %	39651	16616	26924	143	18618



Honorable Members of the Board of Supervisors
City and County of San Francisco
1 Dr. Carlton B. Goodlett Place, Room 244
San Francisco, California 94102

Statement of the Results
Consolidated General Election – November 8, 2022

I, John Arntz, Director of Elections, certify that I have canvassed the ballots cast at the Consolidated General Election held on Tuesday, November 8, 2022, in the City and County of San Francisco, in the manner required by Division 15 of the California Elections Code.

I certify that I began the canvass immediately upon the close of the polls on November 8, 2022, and, as a result of the tabulation of all votes recorded, present a complete record entitled "Statement of the Results of the San Francisco Consolidated General Election – November 8, 2022." I also declare that the number of ballots cast in said election was 310,071; therefore, 62.32% of San Francisco's 497,561 registered voters voted in this election.

In accordance with California Elections Code section 15400, I certify that the total number of votes cast for each candidate and for and against each measure is shown in this Statement of the Results and the precinct detail of all votes cast appears in the Statement of the Vote, which is posted on the Department of Elections' website at sfelections.org/results and is incorporated by reference into this Statement of the Results.

This Statement of the Results includes tables that summarize total votes cast in each contest, organized as follows:

A. Voter-Nominated Offices

1. Governor
2. Lieutenant Governor
3. Secretary of State
4. State Controller
5. State Treasurer
6. Attorney General
7. Insurance Commissioner
8. Board of Equalization, District 2
9. U.S. Senator Full Term (Term ending January 3, 2029)
10. U.S. Senator, Partial Term (Term ending January 3, 2023)
11. U.S. Representative, District 11
12. U.S. Representative, District 15
13. State Assembly, District 17
14. State Assembly, District 19

B. Nonpartisan Offices

1. Chief Justice of California
2. Associate Justices of the Supreme Court
3. Associate Justice, Court of Appeal, District 1, Division 2
4. Presiding Justice, Court of Appeal, District 1, Division 3
5. Associate Justices, Court of Appeal, District 1, Division 3
6. Associate Justices, Court of Appeal, District 1, Division 4
7. Presiding Justice, Court of Appeal, District 1, Division 5
8. Associate Justice, Court of Appeal, District 1, Division 5
9. Superintendent of Public Instruction

C. District Offices

1. Members, Board of Education
2. Director, Bay Area Rapid Transit (BART), District 8
3. Members, Community College Board, (Term ending January 8, 2027)
4. Member, Community College Board, (Term ending January 8, 2025)

D. Local Offices

1. Assessor-Recorder
2. District Attorney
3. Public Defender
4. Member, Board of Supervisors, District 2
5. Member, Board of Supervisors, District 4
6. Member, Board of Supervisors, District 6
7. Member, Board of Supervisors, District 8
8. Member, Board of Supervisors, District 10

E. State Propositions

1. **PROPOSITION 1:** "Constitutional Right to Reproductive Freedom. Legislative Constitutional Amendment."
2. **PROPOSITION 26:** "Allows In-Person Roulette, Dice Games, Sports Wagering on Tribal Lands. Initiative Constitutional Amendment and Statute."
3. **PROPOSITION 27:** "Allows Online and Mobile Sports Wagering Outside Tribal Lands. Initiative Constitutional Amendment and Statute. "
4. **PROPOSITION 28:** "Provides Additional Funding for Arts and Music Education in Public Schools. Initiative Statute."
5. **PROPOSITION 29:** "Requires On-site Licensed Medical Professional at Kidney Dialysis Clinics and Establishes Other On-Site Requirements. Initiative Statute."
6. **PROPOSITION 30:** "Provides Funding for Programs to Reduce Air Pollution and Prevent Wildfires by Increasing Tax on Personal Income Over \$2 million. Initiative Statute."
7. **PROPOSITION 31:** "Referendum on 2020 Law that would Prohibit the Retail Sale of Certain Flavored Tobacco Products."

F. City and County Propositions

1. **A:** "Retiree Supplemental Cost of Living Adjustment; Retirement Board Contract with Executive Director."
2. **B:** "Public Works Department and Commission, Sanitation and Streets Department and Commission."
3. **C:** "Homelessness Oversight Commission."
4. **D:** "Affordable Housing – Initiative Petition."
5. **E:** "Affordable Housing – Board of Supervisors."
6. **F:** "Library Preservation Fund."
7. **G:** "Student Success Fund – Grants to the San Francisco Unified School District."
8. **H:** "City Elections in Even-Numbered Years."
9. **I:** "Vehicles on JFK Drive in Golden Gate Park and the Great Highway."
10. **J:** "Recreational Use of JFK Drive in Golden Gate Park."
11. **L:** "Sales Tax for Transportation Projects."
12. **M:** "Tax on Keeping Residential Units Vacant."
13. **N:** "Golden Gate Park Underground Parking Facility; Golden Gate Park Concourse Authority."
14. **O:** "Additional Parcel Tax for City College."

This Statement of the Results omits the contests for U.S. Representative, Districts 2 and 12, and contests for State Assembly, Districts 12 and 18, since no San Francisco voters live in these districts; therefore, these contests are not included in the attached results tables. The boundary that places U.S. Representative District 2 and State Assembly District 12 within San Francisco extends from the City to a small part of Angel Island. The boundary that places U.S. Representative District 12 and State Assembly District 18 within San Francisco extends to the extreme southwest corner of Alameda Island. Other than these uninhabited Census blocks on the islands attributed to San Francisco, the districts lie entirely within Marin and Alameda Counties, respectively.

For each results table, the candidate or ballot measure position that received the most votes is preceded by an arrow (→). For contests with boundaries that include other counties in addition to San Francisco, the results shown are from San Francisco only; the overall results and outcome may differ.

For this election, all voters used five-card ballots, with the content on each card as follows:

- Card 1:** Voter-nominated offices of Governor, Lieutenant Governor, Secretary of State, State Controller, State Treasurer, Attorney General, State Insurance Commissioner, Board of Equalization, United States Senator (Full Term), and United States Senator (Partial Term), United States Representative, Member of the State Assembly; nonpartisan offices for Chief Justice of the State Supreme Court, and three contests for Associate Justice of the State Supreme Court.
- Card 2:** Nonpartisan offices of Presiding Justices for the Court of Appeal, Associate Justices for the State Court of Appeal, Board of Education, Bay Area Rapid Transit Director, Community College Board (Full Term), and Community College Board (Partial Term).
- Card 3:** City and County offices of the Assessor-Recorder, District Attorney, and Public Defender.
- Card 4:** State Propositions 1, 26 – 31, and City and County propositions A – C.
- Card 5:** City and County propositions D – O.

Voting System and Election Transparency

The City's voting system allows for increased election transparency through the posting of images of voted ballots, equipment transaction logs, and other election reports, all of which are posted with the final election results on the Department's website, *sfelections.org*.

Voted ballot images. The City's voting system captures images of each voted ballot cast in an election. This creates a visual history of how ballots were marked. After each election, the Department posts the ballot images on its website, allowing members of the public to view each voted ballot cast in the City. Prior to posting the ballot images, the Department reviews the images and redacts identifying information that voters may have placed on ballot cards.

AuditMark. In addition to the voting system capturing images of voted ballot cards, the system also adds an explanation at the bottom of each ballot image indicating how the voting equipment interpreted and tallied each vote mark. These explanations, or AuditMarks, provide the public with information on how the voting system operates in relation to the recording and reporting of every vote cast in this election. This means that for every oval with a mark inside the voting target, even for partial marks, the voting system adds an explanation to the images of voted ballots of how the system understood and registered the markings within each oval.

Ballot Audit and Review. The Department posts an application that allows the public to sort the ballot images according to precinct, contest, and district. The City is the first jurisdiction in the country to utilize this application, known as "Ballot Audit and Review."

Cast Vote Record. The Department posted a "Cast Vote Record" that lists each vote recorded on each ballot card. The data provided in the Cast Vote Record is captured from the ballots as the ballots are scanned by the voting equipment and before vote tabulation occurs, allowing members of the public to tabulate votes from specific precincts, districts, etc. and compare against the official election results.

SHA-512 Cryptographic Hash Algorithm

The Department of Elections applied a SHA-512 cryptographic function to reports associated with this election to establish the integrity of the results in a verifiable manner. Attachment 2 provides information regarding the SHA-512 hash values for all electronic files associated with the final, certified results reports.

Attachments

Attachment 1 provides a table that lists the votes cast in each contest, and for and against each State and City Proposition.

Attachment 2 is the list of SHA-512 hashes associated with each final election results report and machine audit logs.

Attachment 3 is the report from the manual tallies that the Department conducted on randomly selected polling place, vote-by-mail, and provisional ballots to confirm that the voting equipment operated properly, and accurately counted and reported election results.

In witness whereof, I hereby affix my hand and seal this 1st day of December, 2022.

John Arntz, Director of Elections

NOTE: This Statement of the Results includes counts for all overvotes (which occur when voters mark more than the allowed number of candidates, or, mark both "yes" and "no" for ballot measures) and undervotes (which occur when voters mark fewer than the allowed number of candidates, or, leave blank the voting targets for both "yes" and "no") are included. However, neither overvotes nor undervotes represent valid votes and are not added to the tallies determining whether a candidate was elected or whether a measure was approved.

A. VOTER-NOMINATED OFFICES

I certify the results for the following **VOTER-NOMINATED OFFICES:**

(Results represent votes cast in San Francisco only)

1. GOVERNOR

Candidates	Vote Totals	% of Votes
→ GAVIN NEWSOM	257,402	85.38%
BRIAN DAHLE	44,064	14.62%
Total Votes Cast	301,466	
Undervotes	8,465	
Overvotes	59	
Total Ballots Cast	309,990	

2. LIEUTENANT GOVERNOR

Candidates	Vote Totals	% of Votes
→ ELENI KOUNALAKIS	246,398	84.37%
ANGELA E. UNDERWOOD JACOBS	45,663	15.63%
Total Votes Cast	292,061	
Undervotes	17,867	
Overvotes	62	
Total Ballots Cast	309,990	

3. SECRETARY OF STATE

Candidates	Vote Totals	% of Votes
→ SHIRLEY N. WEBER	247,726	84.14%
ROB BERNOSKY	46,696	15.86%
Total Votes Cast	294,422	
Undervotes	15,524	
Overvotes	44	
Total Ballots Cast	309,990	

4. STATE CONTROLLER

Candidates	Vote Totals	% of Votes
→ MALIA M. COHEN	221,334	75.95%
LANHEE J. CHEN	70,094	24.05%
Total Votes Cast	291,428	
Undervotes	18,474	
Overvotes	88	
Total Ballots Cast	309,990	

5. STATE TREASURER

Candidates	Vote Totals	% of Votes
→ FIONA MA	243,406	83.91%
JACK M. GUERRERO	46,681	16.09%
Total Votes Cast	290,087	
Undervotes	19,856	
Overvotes	47	
Total Ballots Cast	309,990	

6. ATTORNEY GENERAL

Candidates	Vote Totals	% of Votes
→ ROB BONTA	246,762	83.49%
NATHAN HOCHMAN	48,785	16.51%
Total Votes Cast	295,547	
Undervotes	14,398	
Overvotes	45	
Total Ballots Cast	309,990	

7. INSURANCE COMMISSIONER

Candidates	Vote Totals	% of Votes
→ RICARDO LARA	237,225	83.89%
ROBERT HOWELL	45,567	16.11%
Total Votes Cast	282,792	
Undervotes	27,151	
Overvotes	47	
Total Ballots Cast	309,990	

8. BOARD OF EQUALIZATION, DISTRICT 2

Candidates	Vote Totals	% of Votes
→ SALLY J. LIEBER	229,851	82.38%
PETER COE VERBICA	49,170	17.62%
Total Votes Cast	279,021	
Undervotes	30,930	
Overvotes	39	
Total Ballots Cast	309,990	

9. UNITED STATES SENATOR (Full term ending January 3, 2029)

Candidates	Vote Totals	% of Votes
→ ALEX PADILLA	254,756	85.65%
MARK P. MEUSER	42,699	14.35%
Total Votes Cast	297,455	
Undervotes	12,330	
Overvotes	205	
Total Ballots Cast	309,990	

10. UNITED STATES SENATOR (Partial term ending January 3, 2023)

Candidates	Vote Totals	% of Votes
→ ALEX PADILLA	253,856	85.55%
MARK P. MEUSER	42,871	14.45%
Total Votes Cast	296,727	
Undervotes	13,164	
Overvotes	99	
Total Ballots Cast	309,990	

11. UNITED STATES REPRESENTATIVE, DISTRICT 11

Candidates	Vote Totals	% of Votes
→ NANCY PELOSI	220,848	83.95%
JOHN DENNIS	42,217	16.05%
Total Votes Cast	263,065	
Undervotes	17,359	
Overvotes	45	
Total Ballots Cast	280,469	

12. UNITED STATES REPRESENTATIVE, DISTRICT 15

Candidates	Vote Totals	% of Votes
→ KEVIN MULLIN	12,204	50.15%
DAVID J. CANEPA	12,132	49.85%
Total Votes Cast	24,336	
Undervotes	5,141	
Overvotes	44	
Total Ballots Cast	29,521	

13. MEMBER OF THE STATE ASSEMBLY, DISTRICT 17

Candidates	Vote Totals	% of Votes
→ MATT HANEY	101,891	69.14%
DAVID CAMPOS	45,470	30.86%
Total Votes	147,361	
Undervotes	21,092	
Overvotes	149	
Total Ballots Cast	168,602	

14. MEMBER OF THE STATE ASSEMBLY, DISTRICT 19

Candidates	Vote Totals	% of Votes
→ PHIL TING	106,319	81.97%
KARSTEN WEIDE	23,378	18.03%
Total Votes	129,697	
Undervotes	11,675	
Overvotes	16	
Total Ballots Cast	141,388	

B. NONPARTISAN OFFICES

I certify the results for the following **NONPARTISAN OFFICES**:

(Results represent votes cast in San Francisco only)

1. CHIEF JUSTICE OF CALIFORNIA

Shall the Justice be elected for the term provided by law?

	PATRICIA GUERRERO	Vote Totals	% of Votes
→	Yes	213,596	89.60%
	No	24,784	10.40%
	Total Votes	238,380	
	Undervotes	71,524	
	Overvotes	86	
	Total Ballots Cast	309,990	

2. ASSOCIATE JUSTICES OF THE SUPREME COURT

Shall the Justice be elected for the term provided by law?

	GOODWIN LIU	Vote Totals	% of Votes
→	Yes	210,697	88.75%
	No	26,700	11.25%
	Total Votes	237,397	
	Undervotes	72,479	
	Overvotes	114	
	Total Ballots Cast	309,990	

Shall the Justice be elected for the term provided by law?

	MARTIN J. JENKINS	Vote Totals	% of Votes
→	Yes	205,259	88.04%
	No	27,893	11.96%
	Total Votes	233,152	
	Undervotes	76,633	
	Overvotes	205	
	Total Ballots Cast	309,990	

Shall the Justice be elected for the term provided by law?

JOSHUA P. GROBAN		Vote Totals	% of Votes
→	Yes	202,119	87.15%
	No	29,800	12.85%
	Total Votes	231,919	
	Undervotes	78,040	
	Overvotes	31	
	Total Ballots Cast	309,990	

3. ASSOCIATE JUSTICE, COURT OF APPEAL, DISTRICT 1, DIVISION 2

Shall the Justice be elected for the term provided by law?

THERESE M. STEWART		Vote Totals	% of Votes
→	Yes	193,326	88.71%
	No	24,616	11.29%
	Total Votes	217,942	
	Undervotes	89,855	
	Overvotes	61	
	Total Ballots Cast	307,858	

4. PRESIDING JUSTICE, COURT OF APPEAL, DISTRICT 1, DIVISION 3

Shall the Justice be elected for the term provided by law?

ALISON M. TUCHER		Vote Totals	% of Votes
→	Yes	190,088	87.94%
	No	26,069	12.06%
	Total Votes	216,157	
	Undervotes	91,660	
	Overvotes	41	
	Total Ballots Cast	307,858	

5. ASSOCIATE JUSTICES, COURT OF APPEAL, DISTRICT 1, DIVISION 3

Shall the Justice be elected for the term provided by law?

VICTOR A. RODRIGUEZ		Vote Totals	% of Votes
→	Yes	187,682	87.48%
	No	26,863	12.52%
	Total Votes	214,545	
	Undervotes	93,258	
	Overvotes	55	
	Total Ballots Cast	307,858	

Shall the Justice be elected for the term provided by law?

	IOANA PETROU	Vote Totals	% of Votes
→	Yes	186,262	87.11%
	No	27,564	12.89%
	Total Votes	213,826	
	Undervotes	93,971	
	Overvotes	61	
	Total Ballots Cast	307,858	

Shall the Justice be elected for the term provided by law?

	CARIN T. FUJISAKI	Vote Totals	% of Votes
→	Yes	189,856	88.32%
	No	25,115	11.68%
	Total Votes	214,971	
	Undervotes	92,809	
	Overvotes	78	
	Total Ballots Cast	307,858	

6. ASSOCIATE JUSTICES, COURT OF APPEAL, DISTRICT 1, DIVISION 4

Shall the Justice be elected for the term provided by law?

	TRACIE L. BROWN	Vote Totals	% of Votes
→	Yes	189,726	88.56%
	No	24,500	11.44%
	Total Votes	214,226	
	Undervotes	93,523	
	Overvotes	109	
	Total Ballots Cast	307,858	

Shall the Justice be elected for the term provided by law?

	JEREMY M. GOLDMAN	Vote Totals	% of Votes
→	Yes	183,791	86.31%
	No	29,162	13.69%
	Total Votes	212,953	
	Undervotes	94,859	
	Overvotes	46	
	Total Ballots Cast	307,858	

7. PRESIDING JUSTICE, COURT OF APPEAL, DISTRICT 1, DIVISION 5

Shall the Justice be elected for the term provided by law?

	TERI L. JACKSON	Vote Totals	% of Votes
→	Yes	187,738	88.14%
	No	25,269	11.86%
	Total Votes	213,007	
	Undervotes	94,474	
	Overvotes	377	
	Total Ballots Cast	307,858	

8. ASSOCIATE JUSTICE, COURT OF APPEAL, DISTRICT 1, DIVISION 5

Shall the Justice be elected for the term provided by law?

	GORDON B. BURNS	Vote Totals	% of Votes
→	Yes	183,484	87.07%
	No	27,252	12.93%
	Total Votes	210,736	
	Undervotes	97,090	
	Overvotes	32	
	Total Ballots Cast	307,858	

9. SUPERINTENDENT OF PUBLIC INSTRUCTION

	Candidates	Vote Totals	% of Votes
→	TONY K. THURMOND	188,928	81.02%
	LANCE RAY CHRISTENSEN	44,269	18.98%
	Total Votes	233,197	
	Undervotes	74,274	
	Overvotes	387	
	Total Ballots Cast	307,858	

C. DISTRICT OFFICES

I certify the results for the following **DISTRICT OFFICES**.

1. MEMBERS, BOARD OF EDUCATION*

Candidates	Vote Totals	% of Votes
→ LISA WEISSMAN-WARD	149,996	21.94%
→ LAINIE MOTAMEDI	132,088	19.32%
→ ALIDA FISHER	121,292	17.74%
ANN HSU	117,152	17.14%
GABRIELA LÓPEZ	89,385	13.07%
KAREN FLESHMAN	73,744	10.79%
Total Votes Cast	683,657	
Undervotes	237,997	
Overvotes	2,163	
Total Ballots Cast	923,817	

*Three seats available

2. DIRECTOR, BAY AREA RAPID TRANSIT (BART), DISTRICT 8

Candidates	Vote Totals	% of Votes
→ JANICE LI	99,252	100.00%
Total Votes Cast	99,252	
Undervotes	56,089	
Overvotes	2	
Total Ballots Cast	155,343	

3. MEMBERS, COMMUNITY COLLEGE BOARD (Full term ending January 8, 2027)*

Candidates	Vote Totals	% of Votes
→ ANITA MARTINEZ	90,612	14.81%
→ VICK CHUNG	84,646	13.83%
→ SUSAN SOLOMON	84,266	13.77%
JOHN RIZZO	68,444	11.18%
BRIGITTE DAVILA	64,652	10.56%
THEA SELBY	62,010	10.13%
JILL YEE	55,437	9.06%
MARIE HURABIELL	40,225	6.57%
WILLIAM WALKER	35,604	5.82%
JASON CHUYUAN ZENG	26,103	4.27%
Total Votes Cast	611,999	
Undervotes	308,380	
Overvotes	3,195	
Total Ballots Cast	923,574	

*Three seats available

4. MEMBER, COMMUNITY COLLEGE BOARD (Partial term ending January 8, 2025)*

Candidates	Vote Totals	% of Votes
→ MURRELL GREEN	117,737	56.24%
ADOLFO VELASQUEZ	64,941	31.02%
DANIEL LANDRY	26,670	12.74%
Total Votes Cast	209,348	
Undervotes	97,713	
Overvotes	797	
Total Ballots Cast	307,858	

*One seat available

D. CITY AND COUNTY OFFICES

I certify the results for the following **CITY AND COUNTY OFFICES**:

For contests with more than one candidate, the following tables provide “Round 0” totals which represent how voters marked their ballots before the application of the ranked-choice voting method. Each multi-candidate contest also lists vote totals from “Round 1,” which represents the number of first-choice selections after the advancement of later selections that occurs when voters leave the first-choice selection blank or include names of people who are not official, qualified write-in candidates.

For those contests in which no candidate received a majority of votes in Round 0 (District Attorney and Member, Board of Supervisors, District 6), and which required the elimination of candidates and the transfer of votes to remaining candidates, the ranked-choice voting method was applied. For these contests, the totals from the final round — reflecting the totals after all votes from eliminated candidates were transferred to the two remaining candidates with the most votes — are indicated to the right of the Round 1 totals. The number of passes required to reach the final round in which two candidates remain is noted in parentheses.

1. ASSESSOR-RECORDER

Candidates	Vote Totals	
	Votes	%
→ JOAQUÍN TORRES	217,967	100.00%
Total Votes	217,967	
Undervotes	90,370	
Overvotes	3	
Total Ballots Cast	308,340	

2. DISTRICT ATTORNEY

Candidates	Round 0		Round 1		Final Round (3)	
	Votes	%	Votes	%	Votes	%
→ BROOKE JENKINS	125,576	46.01%	126,505	45.85%	142,412	53.68%
JOHN HAMASAKI	101,924	37.34%	102,612	37.19%	122,906	46.32%
JOE ALIOTO VERONESE	33,633	12.32%	34,603	12.54%	-	
MAURICE CHENIER	11,820	4.33%	12,211	4.43%	-	
Total Votes	272,953		275,931		265,318	
Undervotes	34,326		31,130		31,130	
Exhausted by Overvotes	1,061		1,279		1,563	
Exhausted Ballots	-		-		10,329	
Total Ballots Cast	308,340		308,340		308,340	

3. PUBLIC DEFENDER

Candidates	Round 0		Round 1	
	Votes	%	Votes	%
→ MANO RAJU	182,361	72.11%	183,378	71.83%
REBECCA SUSAN FENG YOUNG	70,541	27.89%	71,922	28.17%
Total Votes	252,902		255,300	
Undervotes	55,123		52,554	
Exhausted by Overvotes	315		486	
Exhausted Ballots	-		-	
Total Ballots Cast	308,340		308,340	

4. MEMBER, BOARD OF SUPERVISORS, DISTRICT 2

Candidates	Vote Totals	
	Votes	%
→ CATHERINE STEFANI	22,117	100.00%
Total Votes	22,117	
Undervotes	9,760	
Exhausted by Overvotes	-	
Exhausted Ballots	-	
Total Ballots Cast	31,877	

5. MEMBER, BOARD OF SUPERVISORS, DISTRICT 4

Candidates	Round 0		Round 1	
	Votes	%	Votes	%
→ JOEL ENGARDIO	13,643	50.86%	13,749	50.87%
GORDON MAR	13,183	49.14%	13,280	49.13%
Total Votes	26,826		27,029	
Undervotes	3,224		3,003	
Exhausted by Overvotes	35		53	
Exhausted Ballots	-		-	
Total Ballots Cast	30,085		30,085	

6. MEMBER, BOARD OF SUPERVISORS, DISTRICT 6

Candidates	Round 0		Round 1		Final Round (3)	
	Votes	%	Votes	%	Votes	%
→ MATT DORSEY	8,237	50.84%	8,267	50.80%	8,546	53.10%
HONEY MAHOGANY	7,085	43.73%	7,101	43.63%	7,548	46.90%
CHERELLE JACKSON	.	3.26%	540	3.32%	-	
MS BILLIE COOPER	352	2.17%	366	2.25%	-	
Total Votes	15,674		16,274		16,094	
Undervotes	2,382		2,299		2,299	
Exhausted by Overvotes	79		90		98	
Exhausted Ballots	-		-		172	
Total Ballots Cast	18,135		18,663		18,663	

7. MEMBER, BOARD OF SUPERVISORS, DISTRICT 8

Candidates	Round 0		Round 1	
	Votes	%	Votes	%
→ RAFAEL MANDELMAN	27,281	77.54%	27,395	77.45%
KATE STOIA	7,901	22.46%	7,975	22.55%
Total Votes	35,182		35,370	
Undervotes	7,055		6,852	
Exhausted by Overvotes	21		36	
Exhausted Ballots	-		-	
Total Ballots Cast	42,258		42,258	

8. MEMBER, BOARD OF SUPERVISORS, DISTRICT 10

Candidates	Round 0		Round 1	
	Votes	%	Votes	%
→ SHAMANN WALTON	12,038	72.85%	12,220	72.63%
BRIAN SAM ADAM	4,486	27.15%	4,605	27.37%
Total Votes	16,524		16,825	
Undervotes	4,107		3,783	
Exhausted by Overvotes	43		66	
Exhausted Ballots	-		-	
Total Ballots Cast	20,674		20,674	

E. STATE PROPOSITIONS

I certify the results for the following **STATE PROPOSITIONS:**

(Results represent votes cast in San Francisco only)

1. PROPOSITION 1 - "CONSTITUTIONAL RIGHT TO REPRODUCTIVE FREEDOM. LEGISLATIVE CONSTITUTIONAL AMENDMENT."

	Vote Totals	% of Votes		
→ YES	270,509	89.52%	Undervotes	7,825
NO	31,657	10.48%	Overvotes	65

2. PROPOSITION 26 - "ALLOWS IN-PERSON ROULETTE, DICE GAMES, SPORTS WAGERING ON TRIBAL LANDS. INITIATIVE CONSTITUTIONAL AMENDMENT AND STATUTE."

	Vote Totals	% of Votes		
→ NO	181,120	61.92%	Undervotes	17,423
YES	111,390	38.08%	Overvotes	123

3. PROPOSITION 27 - "ALLOWS ONLINE AND MOBILE SPORTS WAGERING OUTSIDE TRIBAL LANDS. INITIATIVE CONSTITUTIONAL AMENDMENT AND STATUTE."

	Vote Totals	% of Votes		
→ NO	242,820	81.89%	Undervotes	13,423
YES	53,707	18.11%	Overvotes	106

4. PROPOSITION 28 - "PROVIDES ADDITIONAL FUNDING FOR ARTS AND MUSIC EDUCATION IN PUBLIC SCHOOLS. INITIATIVE STATUTE."

	Vote Totals	% of Votes		
→ YES	236,653	79.20%	Undervotes	11,180
NO	62,154	20.80%	Overvotes	69

5. PROPOSITION 29 - "REQUIRES ON-SITE LICENSED MEDICAL PROFESSIONAL AT KIDNEY DIALYSIS CLINICS AND ESTABLISHES OTHER STATE REQUIREMENTS. INITIATIVE STATUTE."

	Vote Totals	% of Votes		
→ NO	177,690	60.94%	Undervotes	18,357
YES	113,887	39.06%	Overvotes	122

6. PROPOSITION 30 - "PROVIDES FUNDING FOR PROGRAMS TO REDUCE AIR POLLUTION AND PREVENT WILDFIRES BY INCREASING TAX ON PERSONAL INCOME OVER \$2 MILLION. INITIATIVE STATUTE."

	Vote Totals	% of Votes		
→ YES	196,094	65.53%	Undervotes	10,640
NO	103,165	34.47%	Overvotes	157

7. PROPOSITION 31 - "REFERENDUM ON 2020 LAW THAT WOULD PROHIBIT THE RETAIL SALE OF CERTAIN FLAVORED TOBACCO PRODUCTS."

	Vote Totals	% of Votes		
→ YES	233,982	78.96%	Undervotes	13,579
NO	62,345	21.04%	Overvotes	150

F. CITY PROPOSITIONS

I certify the results for the following **CITY PROPOSITIONS**:

Unless otherwise noted, measures require 50% + 1 affirmative votes to pass.

1. PROPOSITION A - "Retiree Supplemental Cost of Living Adjustment; Retirement Board Contract with Executive Director."

	Vote Totals	% of Votes		
→ YES	187,939	65.07%	Undervotes	21,153
NO	100,869	34.93%	Overvotes	95

2. PROPOSITION B - "Public Works Department and Commission, Sanitation and Streets Department and Commission."

	Vote Totals	% of Votes		
→ YES	212,066	74.56%	Undervotes	25,551
NO	72,349	25.44%	Overvotes	90

3. PROPOSITION C - "Homelessness Oversight Commission."

	Vote Totals	% of Votes		
→ YES	196,152	67.37%	Undervotes	18,828
NO	94,991	32.63%	Overvotes	85

4. PROPOSITION D - "Affordable Housing – Initiative Petition."

	Vote Totals	% of Votes		
→ NO	146,158	50.81%	Undervotes	21,823
YES	141,507	49.19%	Overvotes	182

5. PROPOSITION E - "Affordable Housing – Board of Supervisors."

	Vote Totals	% of Votes		
→ NO	154,021	53.93%	Undervotes	23,948
YES	131,569	46.07%	Overvotes	132

6. PROPOSITION F - "Library Preservation Fund."

	Vote Totals	% of Votes		
→ YES	239,141	82.58%	Undervotes	20,023
NO	50,453	17.42%	Overvotes	53

7. PROPOSITION G - "Student Success Fund – Grants to the San Francisco Unified School District."

	Vote Totals	% of Votes		
→ YES	226,718	77.78%	Undervotes	18,140
NO	64,768	22.22%	Overvotes	44

8. PROPOSITION H - "City Elections in Even-Numbered Years."

	Vote Totals	% of Votes		
→ YES	203,855	71.22%	Undervotes	23,367
NO	82,391	28.78%	Overvotes	57

9. PROPOSITION I - "Vehicles on JFK Drive in Golden Gate Park and the Great Highway."

	Vote Totals	% of Votes		
→ NO	191,641	65.11%	Undervotes	15,165
YES	102,689	34.89%	Overvotes	175

10. PROPOSITION J - "Recreational Use of JFK Drive in Golden Gate Park."

	Vote Totals	% of Votes		
→ YES	181,694	63.07%	Undervotes	21,496
NO	106,408	36.93%	Overvotes	72

11. PROPOSITION L - "Sales Tax for Transportation Projects."

Measure requires 66 2/3% + 1 affirmative votes to pass.

	Vote Totals	% of Votes		
→ YES	209,246	71.79%	Undervotes	18,150
NO	82,220	28.21%	Overvotes	54

12. PROPOSITION M - "Tax on Keeping Residential Units Vacant."

	Vote Totals	% of Votes		
→ YES	159,374	54.51%	Undervotes	17,221
NO	132,989	45.49%	Overvotes	86

13. PROPOSITION N - "Golden Gate Park Underground Parking Facility; Golden Gate Park Concourse Authority."

	Vote Totals	% of Votes		
→ YES	212,678	74.68%	Undervotes	24,818
NO	72,117	25.32%	Overvotes	57

14. PROPOSITION O - "Additional Parcel Tax for City College."

	Vote Totals	% of Votes		
→ NO	183,968	63.33%	Undervotes	19,128
YES	106,513	36.67%	Overvotes	61

**List of SHA-512 Hash Values for Certified Results Reports
Consolidated General Election, November 8, 2022**

This list represents the various certified results reports the Department of Elections issued for the June 7, 2022, Consolidated General Election. The file names for each report are listed numerically, and underneath each file name is the SHA-512 cryptographic hash value applicable to each file. All reports are posted on the Department's website: www.sfelections.org/results

1. **"Summary – PDF,"** lists a summary of votes cast by contest, using a PDF format.

Hash value:

909549A7BD687013FD4293C902AC7122495B22148B06FC0E435D38829EF93EFF2C78E33A87
D572D6397B9470D2828B2815299178D37E20040F70EA195BE6B4E3

2. **"Summary – Excel,"** lists a summary of votes cast by contest, using Microsoft Excel.

Hash value:

C5AC07A91D4A815F8BC5AD1BD0C26AFF5CFC55B9A12E4A25B3535183F412F534F1F7EE575
BFEA875C2A95AAAC6D4BCC80EB07F978FBB1D96BAC6C4635AED5642

3. **"Summary – XML,"** lists a summary of votes cast by contest, using XML format.

Hash value:

4B3F2E753315F8CE9D5FC213E29FB54F29FACC40BE5EE14AD0C8DFC25E1919616C33228D5
7367A52DBCA02959B6A4C5CDE87406F201C0851C93A83AFBA028A61

4. **"SOV – PDF,"** lists votes cast in each precinct and for each contest, using a PDF format.

Hash value:

6E8AA2A9EE7093798CD5C3E1BDA2A80D947F4005C513195F51B1D10D047CE37C3834AB5E6
4C4AEFD4802802B9AC06CF58D40D1448B8F30618859192B108A14E0

5. **"SOV – Excel,"** lists votes cast in each precinct and for each contest, using Microsoft Excel.

Hash value:

68B7EED77BEACC84A4F298DBF68DA90DD31CC1B218A3CFBED4E2E8C83C4F2DF7087EFC5
06B69BF83130AD0C1F5C39C27FF2CDA9CD75F23C68848B7FBFB27354

6. **"District SOV – PDF,"** lists votes cast in each district and for each contest, using a PDF format.

Hash value:

EC609D99FF3A84EEE6C99BA36707E7DD794D06F0444E0B1EB916536706ABE544CEFF593C11
6C88E959D13028D8D7158BA7AEDF475F2F77C56E2EEC3024424D1C

**List of SHA-512 Hash Values for Certified Results Reports
Consolidated General Election, November 8, 2022**

7. **“District SOV – Excel,”** lists votes cast in each district and for each contest, using Microsoft Excel.

Hash value:

36FB243FB7F9CA8485862C2E15DD716234B2E07E2F9029698DEF836A0883D12600731787837
E4633A478EE785345C6E5245613DE7B6F9B6CFD429DB30DB55C1A

8. **“Cast Vote Record - JSON,”** lists votes cast on each ballot card in a zipped JSON format.

Hash value:

A28B181AF7C2C4D4285171DE710E0B368CDE79C66E0EC5A94B1ACCAF1DA393019B15A5344
02B748B70F5CFA654F2F3A49B7E79E11D750554DFDBCA7A5A037795

9. **“Ballot Images, Supervisorial District 1 - ZIP”**, contains scanned ballot images in zipped TIFF format.

Hash value:

EF7EDCB72017626981740886E940E16855D1BB9092C6B72FC2587FDFE341A051D4969AE4FA
C169C4D26BBF1FBC1B18B3BF9F8F1571EA5B89D936C71B26FFC850

10. **“Ballot Images, Supervisorial District 2 - ZIP”**, contains scanned ballot images in zipped TIFF format.

Hash value:

FE7A3224B16FE6B26C9B1A5BB55491F7693FBBB454A2E9B9D3F1EF100F707FAFBD9E287D1
267B29D96F2219649B60EAF4B31F58F7661A3D922FDD333EEF8709

11. **“Ballot Images, Supervisorial District 3 - ZIP”**, contains scanned ballot images in zipped TIFF format.

Hash value:

467E2C4254F430B11558B2BE274D815BB133D279D7ADFD35D76B8F6BA73483352AE50D0FB
E6E7316A1E815A23E8EC8533C0C1EA9CA40F7F97EE759C6A8C406AC

12. **“Ballot Images, Supervisorial District 4 - ZIP”**, contains scanned ballot images in zipped TIFF format.

Hash value:

D12A4B813DE14EE6EE5E4986A09C5C0910BE0FFD1F073E1DFA9F511F04D487D8E759AE400
828C382D844D847C413E084F18C3AD20117A6CCEB6011CB2A805D89

**List of SHA-512 Hash Values for Certified Results Reports
Consolidated General Election, November 8, 2022**

13. **“Ballot Images, Supervisorial District 5 - ZIP”**, contains scanned ballot images in zipped TIFF format.

Hash value:

E9650B736EA16135DB19EFFF466C3F1FD0086B7A61CFE9A6E1EC2BB70D3402871E3C6828A
762DCCD275D00C7B26ECE9F513236BD5BC40B4D8F201602FE11CF5E

14. **“Ballot Images, Supervisorial District 6 - ZIP”**, contains scanned ballot images in zipped TIFF format.

Hash value:

17F12F3D07818CFE222397F2D25C82F88C63A8EBB4C39E6205D4CCB41ABEFA50E0F96EAA0
BB3186AE78A0E5F85FEC3BA4A2C6C611D019BD51423A50AC274EDF6

15. **“Ballot Images, Supervisorial District 7 - ZIP”**, contains scanned ballot images in zipped TIFF format.

Hash value:

AB294B7BF8D5AA60777A6C125188F1A7880ECD65E8A89A3D30DE7C0FC6E6772B2884C25CB
D388C21E3A80DFD8990BF41C024D499C1EB20CFFDDF5D43D03EC3D3

16. **“Ballot Images, Supervisorial District 8 - ZIP”**, contains scanned ballot images in zipped TIFF format.

Hash value:

5AB70E9B4C9A4953C66EEBF9BA3CB37200FE3E050249BDCABB85B4BD77D4C9FFED72248C
0704F26DE811590E853D4F3E7FE534F2CAB7924DC21368346E65EA3C

17. **“Ballot Images, Supervisorial District 9 - ZIP”**, contains scanned ballot images in zipped TIFF format.

Hash value:

65A032C1543CE6E485458C594DDBA8337C8EAD2B39818CFBF82716F324F487065B7977B7A2
E910B2DD12D8BBBB446552AF4E46B5EE2686E79D747B82C0B9F1D1

18. **“Ballot Images, Supervisorial District 10 - ZIP”**, contains scanned ballot images in zipped TIFF format.

**List of SHA-512 Hash Values for Certified Results Reports
Consolidated General Election, November 8, 2022**

Hash value:

4CFE7CE097A34FA308D7F762089DB56CCCC086DA3DB54249734B128427A619133706281934
D68C7BEEBB956689FD9615ED5C181F57B30DCFB0BA0C9DE9FC6370

19. **“Ballot Images, Supervisorial District 11 - ZIP”**, contains scanned ballot images in zipped TIFF format.

Hash value:

A07DBEC2887238C1CB17D9EE3E070F2D2FA6EE1A9F3F13AB031F29160D67C46B968F52F4E6
3DFBBE90933D8E436AC0C3D670A03AF9547CC1C10CB16C4B5219C3

20. **“Ballot Scanning Machine Logs - ZIP”**, audit logs from Ballot Scanning Machines used at Polling Places on Election Day.

Hash value:

7F55CAF16B2AED10A8A12E9F3FCAB1B0727542CB8D97BE3C0A2E67075288B6077282D7AAF0
D2AFDB9C93E99A41E2928B347CE5C27A3E36194BE47A837BEC7C5

21. **“ImageCast Central Logs - ZIP”**, audit logs from ImageCast Central machines used at City Hall.

Hash value:

CBD1F2C82EFAAB5F311E8E04BAA62DE6E502636E93FA886DB98D6A27D3F07F5BF15CA4B14
1CE8F79DEB3A9A83DB358D0A4BEC6916AE8A978FC3E4C71F2F3DB3B

22. **“Vote-by-Mail Status Report”**, lists the disposition of the vote-by-mail ballots the Department received.

Hash value:

5CD1643FE8F3EB5D7DCA35EE83058D3C0F524496F2547C40BC04F8264BE8DC2008F02CC2E5
7E83BAE9F1D767EB951D0B525BCA9F316D272340FAD47D0DC5DC86

23. **“Provisional Ballot Status Report”**, lists the disposition of the provisional ballots the Department received.

Hash value:

63729CDD183DE90E0EA02C4D681F7A599DD39611F9C36E1956422C1DA0517D760794E7CE42
AE5C1142E10C4D4FA9772E5B5C2843827B0B5AEA4A62E2AB23BA16

**List of SHA-512 Hash Values for Certified Results Reports
Consolidated General Election, November 8, 2022**

24. **“Conditional Voter Registration Report,”** lists the disposition of the ballots cast during the Conditional Voter Registration period.

Hash value:

8A0D421093C6818237C21EB96AB83C1F2C3F1EFE3403FAF2D55AC5C794364BFBF1B4723DB6
9E2D0753DDA4AA619AEB4847C3AA557A1979E3A5E79F6FB87409C2

25. **“SHA-512.csv,”** provides a list of all hashed election results files in CSV format.

Hash value:

97F0AD44169B091364D8CACFC025CC62A5BB235DF04720B7FD6AFF68BB9D75F6FE47FA1C53
39EB2DE1C461BF98862BE52640814C3C1E07FD3D99BF86A9B503E1



December 1, 2022

California Secretary of State
1500 11th Street, 5th Floor
Sacramento, California 95814

November 8, 2022, Consolidated General Election Results of 1% Post-Election Manual Tallies

Pursuant to state elections law, the San Francisco Department of Elections (Department) is required to conduct a manual tally of all ballots cast in 1% of San Francisco's polling places and 1% of the vote-by-mail ballots cast, and may also manually tally 1% of provisional ballots cast, as part of the Official Canvass of the election. The Department compares the results of the manual tallies to the results reports generated by the voting equipment used to tabulate ballot cards. The purpose of the manual tallies is to verify the accuracy of the voting equipment used in the election. Upon completion of the 1% manual tallies, the Department prepares a report on the results of the manual tallies and includes the report in the certification of the Official Canvass for the election.

The following is a report on the results of the manual tallies of 1% of the polling places, vote-by-mail (VBM), and provisional ballots (PV) cast in the November 8, 2022, Consolidated General Election.

Random Selection of Precincts

On November 18, 2022, the Department conducted a random selection of precincts and batches to identify the ballots to include in the manual tallies in accordance with California Elections Code section 15360.

Five days prior to selecting the precincts and batches for the manual tallies, the Department issued a press release and posted a public notice on its website, sfelections.org, and outside its office, announcing the date, time, and place of the random selection of precincts and batches. Additionally, the Department webcast the random selection process and posted a recording of the random selection of ballots on its website.

For the November 8 election, the Department was required to conduct a manual tally of ballots cast in a minimum of five precincts, to represent 1% of San Francisco's 501 polling places included in the election, then 23 batches of VBM ballots to represent 1% of 2,245 batches of VBM ballots cast, and, finally, one PV batch to represent 1% of the 77 batches of PV ballots. State elections law also requires a manual tally of votes cast to be conducted on all contests present in the election.

The random selection was divided into three categories. The first category was for selecting five precincts for ballots cast at the polling places. The second category was for selecting 23 batches (or boxes) of VBM ballots. The third category was for selecting one batch (or box) for the Provisional (PV) ballots.

Using three 10-sided dice, the Department randomly selected the precincts and using four 10-sided dice, randomly selected the VBM batches to be tallied in full. For the random selection of one batch of PV ballots, the Department used two 10-sided dice.

After randomly selecting five precincts of polling place ballots to manually tally all contests appearing on these cards, the Department randomly selected two additional precincts which included contests for Board of Supervisors, Districts 2 and 6, respectively, that did not appear on the ballots from the initial five precincts that were selected. The additional precincts selected were 9202 (for District 2) and 7625 (for District 6). For these precincts, the Department manually tallied only these specific contests. For the PV ballots, the Department also selected an additional four batches to again include certain contests not covered in the initial batches selected. The list of precincts and batches, and contests that were tallied is provided in Part I at the end of this report).

Conducting the 1% Manual Tallies

The 1% manual tallies began on Saturday, November 19, 2022, and were completed on Monday, November 21. The manual tallies were conducted in the Department's warehouse located at Pier 31 on The Embarcadero. The manual tallies were open to public observation both in person and via live streaming on the Department's website at sfelections.org/live.

Department personnel worked in four, four-person teams to manually tally votes on polling place ballots, vote-by-mail, and provisional ballots. Each team was assigned one precinct or one batch to count at a time. After all the votes for a contest had been counted, a supervisor verified whether the manual tallies matched the results issued from the voting system. If all the vote counts matched, the team proceeded to the next contest until all the contests on the card had been tallied. If there were any discrepancies between a manual tally and the results reports from the voting system, the Department sought to resolve the basis for the discrepancies and documented the resolutions using Manual Tally Incident forms.

Results of the 1% Manual Tallies

In accordance with the Post-Election Manual Tally Emergency Regulations, a "variance" means any difference between a manual tally and a machine tally, including, but not limited to, differences due to machine malfunction, operator error, or voter error in marking a ballot. Upon completion of the manual tallies associated with ballots cast in San Francisco for the November 8, 2022, Consolidated General Election, the Department found no variances between the manual tallies and the results reports generated by the voting system. The results of the 1% manual tallies confirm that the voting equipment used in the November 8th Election accurately tabulated and reported votes cast for contests appearing on the official ballot.

Manual Tally Details

The following tables list the precincts and batches included in the manual tallies, and indicate any discrepancies.

Part I. Randomly Selected Precincts and Contests Tallied for the 1% Manual Tallies

Part II. Summary of Results of the 1% Manual Tallies

Part I: Randomly Selected Precincts, Batches, and Contests included in the Manual Tallies

**Randomly Selected Precincts/Batches and Contests Tallied for the 1% Manual Tally
November 8, 2022, Consolidated General Election**

Initial five precincts randomly selected to tally ballots from polling places

Order Drawn	Precinct	Ballot Type	Contests Tallied	Order Drawn	Precinct	Ballot Type	Contests Tallied
1st	1106	2	All	4th	9444	24	All
2nd	7816	16	All	5th	7019	4	All
3rd	7709	15	All				

Additional precincts randomly to tally specific contests from polling place ballots

Order Drawn	Precinct	Ballot Type	Contests Tallied
6th	7625	12	Board of Supervisors District 6
7th	9202	21	Board of Supervisors District 2

Eleven batches of randomly selected VBM ballots

Order Drawn	Batch	Ballot Type	Contests Tallied	Order Drawn	Batch	Ballot Type	Contests Tallied
1st	1552	Mix	All	13 th	280	Mix	All
2nd	866	Mix	All	14th	787	Mix	All
3rd	704	Mix	All	15th	2020	Mix	All
4th	1909	Mix	All	16th	38	Mix	All
5th	1685	Mix	All	17th	1046	Mix	All
6th	1422	Mix	All	18th	1373	Mix	All
7th	102	Mix	All	19th	1704	Mix	All
8th	1383	Mix	All	20th	1694	Mix	All
9th	278	Mix	All	21st	344	Mix	All
10th	1036	Mix	All	22nd	1322	Mix	All
11th	560	Mix	All	23rd	1130	Mix	All
12th	2233	Mix	All				

Batches of randomly selected PV ballots

Order Drawn	Batch	Ballot Type	Contests Tallied
1st	4034	Mix	All
2nd	4013	Mix	Board of Supervisors (District 6 and 8)
3rd	4046	Mix	Board of Supervisors (District 4)
4th	4009	Mix	Board of Supervisors (District 10)
5th	4068	Mix	Board of Supervisors (District 2)

Part II: Summary of Results of the 1% Manual Tallies

Summary of Results of the 1% Manual Tally November 8, 2022 Election			
Precinct	Contests Tallied	Polling Place Ballots	
		Discrepancies found?	Causes
1106	All	No	NA
7019	All	No	NA
7709	All	No	NA
7816	All	No	NA
9444	All	No	NA
7625	Board of Supervisors, District 6	No	NA
9202	Board of Supervisors, District 2	No	NA
VBM Batch	Contests Tallied	Vote-by-Mail Ballots	
(Box) #		Discrepancies found?	Causes
0038	All	No	NA
0102	All	No	NA
0278	All	No	NA
0280	All	No	NA
0344	All	No	NA
0560	All	No	NA
0704	All	No	NA
0787	All	No	NA
0866	All	No	NA
1036	All	No	NA
1046	All	No	NA
1130	All	No	NA
1322	All	No	NA
1373	All	No	NA
1383	All	No	NA
1422	All	No	NA

1552	All	No	NA
1685	All	No	NA
1694	All	No	NA
1704	All	No	NA
1909	All	No	NA
2020	All	No	NA
2233	All	No	NA
PV Batch	Contests Tallied	Provisional Ballots	
(Box) #		Discrepancies found?	Causes
4034	All	No	NA
4009	Board of Supervisors, District 10	No	NA
4013	Board of Supervisors, District 6 & 8	No	NA
4046	Board of Supervisors, District 4	No	NA
4068	Board of Supervisors, District 2	No	NA

City and County of San Francisco

November 8, 2022, Consolidated General Election

Final Summary Report

Electors Group	Counting Group	Voters Cast	Registered Voters	Turnout
Total	Election Day	35,595	497,561	7.15%
	Vote by Mail	274,476		55.16%
	Total	310,071		62.32%

Precincts Reported: 514 of 514 (100.00%)

GOVERNOR

Precincts Reported: 514 of 514 (100.00%)

	Total	
Undervotes	8,465	
Overvotes	59	

Candidate	Total	
GAVIN NEWSOM	257,402	85.38%
BRIAN DAHLE	44,064	14.62%
Total Votes	301,466	

LIEUTENANT GOVERNOR

Precincts Reported: 514 of 514 (100.00%)

	Total	
Undervotes	17,867	
Overvotes	62	

Candidate	Total	
ELENI KOUNALAKIS	246,398	84.37%
ANGELA E. UNDERWOOD JACOBS	45,663	15.63%
Total Votes	292,061	

SECRETARY OF STATE

Precincts Reported: 514 of 514 (100.00%)

	Total	
Undervotes	15,524	
Overvotes	44	

Candidate	Total	
SHIRLEY N. WEBER	247,726	84.14%
ROB BERNOSKY	46,696	15.86%
Total Votes	294,422	

CONTROLLER

Precincts Reported: 514 of 514 (100.00%)

	Total	
Undervotes	18,474	
Overvotes	88	

Candidate	Total	
MALIA M. COHEN	221,334	75.95%
LANHEE J. CHEN	70,094	24.05%
Total Votes	291,428	

TREASURER

Precincts Reported: 514 of 514 (100.00%)

	Total	
Undervotes	19,856	
Overvotes	47	

Candidate	Total	
FIONA MA	243,406	83.91%
JACK M. GUERRERO	46,681	16.09%
Total Votes	290,087	

ATTORNEY GENERAL

Precincts Reported: 514 of 514 (100.00%)

	Total	
Undervotes	14,398	
Overvotes	45	

Candidate	Total	
ROB BONTA	246,762	83.49%
NATHAN HOCHMAN	48,785	16.51%
Total Votes	295,547	

INSURANCE COMMISSIONER

Precincts Reported: 514 of 514 (100.00%)

	Total	
Undervotes	27,151	
Overvotes	47	

Candidate	Total	
RICARDO LARA	237,225	83.89%
ROBERT HOWELL	45,567	16.11%
Total Votes	282,792	

BOARD OF EQUALIZATION

Precincts Reported: 514 of 514 (100.00%)

	Total	
Undervotes	30,930	
Overvotes	39	

Candidate	Total	
SALLY J. LIEBER	229,851	82.38%
PETER COE VERBICA	49,170	17.62%
Total Votes	279,021	

UNITED STATES SENATOR

Precincts Reported: 514 of 514 (100.00%)

	Total	
Undervotes	12,330	
Overvotes	205	

Candidate	Total	
ALEX PADILLA	254,756	85.65%
MARK P. MEUSER	42,699	14.35%
Total Votes	297,455	

UNITED STATES SENATOR PARTIAL TERM

Precincts Reported: 514 of 514 (100.00%)

	Total	
Undervotes	13,164	
Overvotes	99	

Candidate	Total	
ALEX PADILLA	253,856	85.55%
MARK P. MEUSER	42,871	14.45%
Total Votes	296,727	

US HOUSE OF REP DISTRICT 2

Precincts Reported: 1 of 1 (100.00%)

	Total	
Undervotes	0	
Overvotes	0	

Candidate	Total	
DOUGLAS BROWER	0	N/A
JARED HUFFMAN	0	N/A
Total Votes	0	

US HOUSE OF REP DISTRICT 11

Precincts Reported: 451 of 451 (100.00%)

	Total	
Undervotes	17,359	
Overvotes	45	

Candidate	Total	
NANCY PELOSI	220,848	83.95%
JOHN DENNIS	42,217	16.05%
Total Votes	263,065	

US HOUSE OF REP DISTRICT 12

Precincts Reported: 1 of 1 (100.00%)

	Total	
Undervotes	0	
Overvotes	0	

Candidate	Total	
STEPHEN SLAUSON	0	N/A
BARBARA LEE	0	N/A
Total Votes	0	

US HOUSE OF REP DISTRICT 15

Precincts Reported: 61 of 61 (100.00%)

	Total	
Undervotes	5,141	
Overvotes	44	

Candidate	Total	
KEVIN MULLIN	12,204	50.15%
DAVID J. CANEPA	12,132	49.85%
Total Votes	24,336	

STATE SENATOR DISTRICT 2

Precincts Reported: 1 of 1 (100.00%)

	Total	
Undervotes	0	
Overvotes	0	

Candidate	Total	
GENE YOON	0	N/A
MIKE MC GUIRE	0	N/A
Total Votes	0	

STATE ASSEMBLY MEMBER DISTRICT 12

Precincts Reported: 1 of 1 (100.00%)

	Total	
Undervotes	0	
Overvotes	0	

Candidate	Total	
SARA AMINZADEH	0	N/A
DAMON CONNOLLY	0	N/A
Total Votes	0	

STATE ASSEMBLY MEMBER DISTRICT 17

Precincts Reported: 298 of 298 (100.00%)

	Total	
Undervotes	21,092	
Overvotes	149	

Candidate	Total	
MATT HANEY	101,891	69.14%
DAVID CAMPOS	45,470	30.86%
Total Votes	147,361	

STATE ASSEMBLY MEMBER DISTRICT 18

Precincts Reported: 1 of 1 (100.00%)

	Total	
Undervotes	0	
Overvotes	0	

Candidate	Total	
MINDY PECHENUK	0	N/A
MIA BONTA	0	N/A
Total Votes	0	

STATE ASSEMBLY MEMBER DISTRICT 19

Precincts Reported: 214 of 214 (100.00%)

	Total	
Undervotes	11,675	
Overvotes	16	

Candidate	Total	
PHIL TING	106,319	81.97%
KARSTEN WEIDE	23,378	18.03%
Total Votes	129,697	

FOR CHIEF JUSTICE OF CALIFORNIA (PATRICIA GUERRERO)

Precincts Reported: 514 of 514 (100.00%)

	Total	
Undervotes	71,524	
Overvotes	86	

Candidate	Total	
Yes	213,596	89.60%
No	24,784	10.40%
Total Votes	238,380	

FOR ASSOCIATE JUSTICE OF THE SUPREME COURT (GOODWIN LIU)

Precincts Reported: 514 of 514 (100.00%)

	Total	
Undervotes	72,479	
Overvotes	114	

Candidate	Total	
Yes	210,697	88.75%
No	26,700	11.25%
Total Votes	237,397	

FOR ASSOCIATE JUSTICE OF THE SUPREME COURT (MARTIN J. JENKINS)

Precincts Reported: 514 of 514 (100.00%)

	Total	
Undervotes	76,633	
Overvotes	205	

Candidate	Total	
Yes	205,259	88.04%
No	27,893	11.96%
Total Votes	233,152	

FOR ASSOCIATE JUSTICE OF THE SUPREME COURT (JOSHUA P. GROBAN)

Precincts Reported: 514 of 514 (100.00%)

	Total	
Undervotes	78,040	
Overvotes	31	

Candidate	Total	
Yes	202,119	87.15%
No	29,800	12.85%
Total Votes	231,919	

FOR ASSOCIATE JUSTICE COURT OF APPEAL DISTRICT 1, DIVISION 2 (THERESE M. STEWART)

Precincts Reported: 514 of 514 (100.00%)

	Total	
Undervotes	89,855	
Overvotes	61	

Candidate	Total	
Yes	193,326	88.71%
No	24,616	11.29%
Total Votes	217,942	

FOR PRESIDING JUSTICE COURT OF APPEAL DISTRICT 1, DIVISION 3 (ALISON M. TUCHER)

Precincts Reported: 514 of 514 (100.00%)

	Total	
Undervotes	91,660	
Overvotes	41	

Candidate	Total	
Yes	190,088	87.94%
No	26,069	12.06%
Total Votes	216,157	

FOR ASSOCIATE JUSTICE COURT OF APPEAL DISTRICT 1, DIVISION 3 (VICTOR A.RODRIGUEZ)

Precincts Reported: 514 of 514 (100.00%)

	Total	
Undervotes	93,258	
Overvotes	55	

Candidate	Total	
Yes	187,682	87.48%
No	26,863	12.52%
Total Votes	214,545	

FOR ASSOCIATE JUSTICE COURT OF APPEAL DISTRICT 1, DIVISION 3 (IOANA PETROU)

Precincts Reported: 514 of 514 (100.00%)

	Total	
Undervotes	93,971	
Overvotes	61	

Candidate	Total	
Yes	186,262	87.11%
No	27,564	12.89%
Total Votes	213,826	

FOR ASSOCIATE JUSTICE COURT OF APPEAL DISTRICT 1, DIVISION 3 (CARIN T. FUJISAKI)

Precincts Reported: 514 of 514 (100.00%)

	Total	
Undervotes	92,809	
Overvotes	78	

Candidate	Total	
Yes	189,856	88.32%
No	25,115	11.68%
Total Votes	214,971	

FOR ASSOCIATE JUSTICE COURT OF APPEAL DISTRICT 1, DIVISION 4 (TRACIE L. BROWN)

Precincts Reported: 514 of 514 (100.00%)

	Total	
Undervotes	93,523	
Overvotes	109	

Candidate	Total	
Yes	189,726	88.56%
No	24,500	11.44%
Total Votes	214,226	

FOR ASSOCIATE JUSTICE COURT OF APPEAL DISTRICT 1, DIVISION 4 (JEREMY M. GOLDMAN)

Precincts Reported: 514 of 514 (100.00%)

	Total	
Undervotes	94,859	
Overvotes	46	

Candidate	Total	
Yes	183,791	86.31%
No	29,162	13.69%
Total Votes	212,953	

FOR PRESIDING JUSTICE COURT OF APPEAL DISTRICT 1, DIVISION 5 (TERI L. JACKSON)

Precincts Reported: 514 of 514 (100.00%)

	Total	
Undervotes	94,474	
Overvotes	377	

Candidate	Total	
Yes	187,738	88.14%
No	25,269	11.86%
Total Votes	213,007	

FOR ASSOCIATE JUSTICE COURT OF APPEAL DISTRICT 1, DIVISION 5 (GORDON B. BURNS)

Precincts Reported: 514 of 514 (100.00%)

	Total	
Undervotes	97,090	
Overvotes	32	

Candidate	Total	
Yes	183,484	87.07%
No	27,252	12.93%
Total Votes	210,736	

SUPERINTENDENT OF PUBLIC INSTRUCTION

Precincts Reported: 514 of 514 (100.00%)

	Total	
Undervotes	74,274	
Overvotes	387	

Candidate	Total	
TONY K. THURMOND	188,928	81.02%
LANCE RAY CHRISTENSEN	44,269	18.98%
Write-in	0	0.00%
Total Votes	233,197	

MEMBER, BoE

Precincts Reported: 514 of 514 (100.00%)

	Total	
Undervotes	237,997	
Overvotes	2,163	

Candidate	Total	
LISA WEISSMAN-WARD	149,996	21.94%
LAINIE MOTAMEDI	132,088	19.32%
ALIDA FISHER	121,292	17.74%
ANN HSU	117,152	17.14%
GABRIELA LÓPEZ	89,385	13.07%
KAREN FLESHMAN	73,744	10.79%
Write-in	0	0.00%
Total Votes	683,657	

BART DIRECTOR DISTRICT 8

Precincts Reported: 244 of 244 (100.00%)

	Total	
Undervotes	56,089	
Overvotes	2	

Candidate	Total	
JANICE LI	99,252	100.00%
Write-in	0	0.00%
Total Votes	99,252	

MEMBER, COMMUNITY COLLEGE BOARD (term ending January 8, 2027)

Precincts Reported: 514 of 514 (100.00%)

	Total	
Undervotes	308,380	
Overvotes	3,195	

Candidate	Total	
ANITA MARTINEZ	90,612	14.81%
VICK CHUNG	84,646	13.83%
SUSAN SOLOMON	84,266	13.77%
JOHN RIZZO	68,444	11.18%
BRIGITTE DAVILA	64,652	10.56%
THEA SELBY	62,010	10.13%
JILL YEE	55,437	9.06%
MARIE HURABIELL	40,225	6.57%
WILLIAM WALKER	35,604	5.82%
JASON CHUYUAN ZENG	26,103	4.27%
Write-in	0	0.00%
Total Votes	611,999	

MEMBER, COMMUNITY COLLEGE BOARD (remainder of the current term ending January 8, 2025)

Precincts Reported: 514 of 514 (100.00%)

	Total	
Undervotes	97,713	
Overvotes	797	

Candidate	Total	
MURRELL GREEN	117,737	56.24%
ADOLFO VELASQUEZ	64,941	31.02%
DANIEL LANDRY	26,670	12.74%
Write-in	0	0.00%
Total Votes	209,348	

ASSESSOR-RECORDER

Precincts Reported: 514 of 514 (100.00%)

	Total	
Undervotes	90,370	
Overvotes	3	

Candidate	Total	
JOAQUÍN TORRES	217,967	100.00%
Write-in	0	0.00%
Total Votes	217,967	

DISTRICT ATTORNEY

Precincts Reported: 514 of 514 (100.00%)

	Total	
Undervotes	34,326	
Overvotes	1,061	

Candidate	Total	
BROOKE JENKINS	125,576	46.01%
JOHN HAMASAKI	101,924	37.34%
JOE ALIOTO VERONESE	33,633	12.32%
MAURICE CHENIER	11,820	4.33%
Write-in	0	0.00%
Total Votes	272,953	

PUBLIC DEFENDER

Precincts Reported: 514 of 514 (100.00%)

	Total	
Undervotes	55,123	
Overvotes	315	

Candidate	Total	
MANO RAJU	182,361	72.11%
REBECCA SUSAN FENG YOUNG	70,541	27.89%
Write-in	0	0.00%
Total Votes	252,902	

BOARD OF SUPERVISORS DISTRICT 2

Precincts Reported: 47 of 47 (100.00%)

	Total	
Undervotes	9,760	
Overvotes	0	

Candidate	Total	
CATHERINE STEFANI	22,117	100.00%
Write-in	0	0.00%
Total Votes	22,117	

BOARD OF SUPERVISORS DISTRICT 4

Precincts Reported: 47 of 47 (100.00%)

	Total	
Undervotes	3,224	
Overvotes	35	

Candidate	Total	
JOEL ENGARDIO	13,643	50.86%
GORDON MAR	13,183	49.14%
Write-in	0	0.00%
Total Votes	26,826	

BOARD OF SUPERVISORS DISTRICT 6

Precincts Reported: 43 of 43 (100.00%)

	Total	
Undervotes	2,382	
Overvotes	79	

Candidate	Total	
MATT DORSEY	8,237	50.84%
HONEY MAHOGANY	7,085	43.73%
CHERELLE JACKSON	528	3.26%
MS BILLIE COOPER	352	2.17%
Write-in	0	0.00%
Total Votes	16,202	

BOARD OF SUPERVISORS DISTRICT 8

Precincts Reported: 58 of 58 (100.00%)

	Total	
Undervotes	7,055	
Overvotes	21	

Candidate	Total	
RAFAEL MANDELMAN	27,281	77.54%
KATE STOIA	7,901	22.46%
Write-in	0	0.00%
Total Votes	35,182	

BOARD OF SUPERVISORS DISTRICT 10

Precincts Reported: 51 of 51 (100.00%)

	Total	
Undervotes	4,107	
Overvotes	43	

Candidate	Total	
SHAMANN WALTON	12,038	72.85%
BRIAN SAM ADAM	4,486	27.15%
Write-in	0	0.00%
Total Votes	16,524	

PROPOSITION 1

Precincts Reported: 514 of 514 (100.00%)

	Total	
Undervotes	7,825	
Overvotes	65	

Candidate	Total	
Yes	270,509	89.52%
No	31,657	10.48%
Total Votes	302,166	

PROPOSITION 26

Precincts Reported: 514 of 514 (100.00%)

	Total	
Undervotes	17,423	
Overvotes	123	

Candidate	Total	
No	181,120	61.92%
Yes	111,390	38.08%
Total Votes	292,510	

PROPOSITION 27

Precincts Reported: 514 of 514 (100.00%)

	Total	
Undervotes	13,423	
Overvotes	106	

Candidate	Total	
No	242,820	81.89%
Yes	53,707	18.11%
Total Votes	296,527	

PROPOSITION 28

Precincts Reported: 514 of 514 (100.00%)

	Total	
Undervotes	11,180	
Overvotes	69	

Candidate	Total	
Yes	236,653	79.20%
No	62,154	20.80%
Total Votes	298,807	

PROPOSITION 29

Precincts Reported: 514 of 514 (100.00%)

	Total	
Undervotes	18,357	
Overvotes	122	

Candidate	Total	
No	177,690	60.94%
Yes	113,887	39.06%
Total Votes	291,577	

PROPOSITION 30

Precincts Reported: 514 of 514 (100.00%)

	Total	
Undervotes	10,640	
Overvotes	157	

Candidate	Total	
Yes	196,094	65.53%
No	103,165	34.47%
Total Votes	299,259	

PROPOSITION 31

Precincts Reported: 514 of 514 (100.00%)

	Total	
Undervotes	13,579	
Overvotes	150	

Candidate	Total	
Yes	233,982	78.96%
No	62,345	21.04%
Total Votes	296,327	

Measure A

Precincts Reported: 514 of 514 (100.00%)

	Total	
Undervotes	21,153	
Overvotes	95	

Candidate	Total	
Yes	187,939	65.07%
No	100,869	34.93%
Total Votes	288,808	

Measure B

Precincts Reported: 514 of 514 (100.00%)

	Total	
Undervotes	25,551	
Overvotes	90	

Candidate	Total	
Yes	212,066	74.56%
No	72,349	25.44%
Total Votes	284,415	

Measure C

Precincts Reported: 514 of 514 (100.00%)

	Total	
Undervotes	18,828	
Overvotes	85	

Candidate	Total	
Yes	196,152	67.37%
No	94,991	32.63%
Total Votes	291,143	

Measure D

Precincts Reported: 514 of 514 (100.00%)

	Total	
Undervotes	21,823	
Overvotes	182	
Candidate	Total	
No	146,158	50.81%
Yes	141,507	49.19%
Total Votes	287,665	

Measure E

Precincts Reported: 514 of 514 (100.00%)

	Total	
Undervotes	23,948	
Overvotes	132	
Candidate	Total	
No	154,021	53.93%
Yes	131,569	46.07%
Total Votes	285,590	

Measure F

Precincts Reported: 514 of 514 (100.00%)

	Total	
Undervotes	20,023	
Overvotes	53	
Candidate	Total	
Yes	239,141	82.58%
No	50,453	17.42%
Total Votes	289,594	

Measure G

Precincts Reported: 514 of 514 (100.00%)

	Total	
Undervotes	18,140	
Overvotes	44	
Candidate	Total	
Yes	226,718	77.78%
No	64,768	22.22%
Total Votes	291,486	

Measure H

Precincts Reported: 514 of 514 (100.00%)

	Total	
Undervotes	23,367	
Overvotes	57	

Candidate	Total	
Yes	203,855	71.22%
No	82,391	28.78%
Total Votes	286,246	

Measure I

Precincts Reported: 514 of 514 (100.00%)

	Total	
Undervotes	15,165	
Overvotes	175	

Candidate	Total	
No	191,641	65.11%
Yes	102,689	34.89%
Total Votes	294,330	

Measure J

Precincts Reported: 514 of 514 (100.00%)

	Total	
Undervotes	21,496	
Overvotes	72	

Candidate	Total	
Yes	181,694	63.07%
No	106,408	36.93%
Total Votes	288,102	

Measure L

Precincts Reported: 514 of 514 (100.00%)

	Total	
Undervotes	18,150	
Overvotes	54	

Candidate	Total	
Yes	209,246	71.79%
No	82,220	28.21%
Total Votes	291,466	

Measure M

Precincts Reported: 514 of 514 (100.00%)

	Total	
Undervotes	17,221	
Overvotes	86	

Candidate	Total	
Yes	159,374	54.51%
No	132,989	45.49%
Total Votes	292,363	

Measure N

Precincts Reported: 514 of 514 (100.00%)

	Total	
Undervotes	24,818	
Overvotes	57	

Candidate	Total	
Yes	212,678	74.68%
No	72,117	25.32%
Total Votes	284,795	

Measure O

Precincts Reported: 514 of 514 (100.00%)

	Total	
Undervotes	19,128	
Overvotes	61	

Candidate	Total	
No	183,968	63.33%
Yes	106,513	36.67%
Total Votes	290,481	

Certificate of Election

This is to certify that

Mark Foley

was elected to the office of

San Francisco Bay Area Rapid Transit District, Director, District 2

of the County of Contra Costa, State of California, to a 4-year term,
at an election duly held therein on the

8th day of November, 2022

IN WITNESS WHEREOF, I have set my hand and affixed my official seal this

2nd day of December, 2022



Deborah Cooper
DEBORAH COOPER
REGISTRAR OF VOTERS

Oath of Office

State of California }
County of Contra Costa } ss.

For the office of San Francisco Bay Area Rapid Transit District, Director, District 2

I, Mark Foley

do solemnly swear (or affirm) that I will support and defend the Constitution of the United States and the Constitution of the State of California against all enemies, foreign and domestic; that I will bear true faith and allegiance to the Constitution of the United States and the Constitution of the State of California; that I take this obligation freely, without any mental reservation or purpose of evasion; and that I will well and faithfully discharge the duties upon which I am about to enter.

Mark Foley

Subscribed and sworn to before me, this 15th day of, December, 2022.

Spencer B. A. Cantalero

Signature of Person Administering Oath

District Secretary

Title

Certificate of Appointment and Oath of Office

STATE OF CALIFORNIA,


} SS.

COUNTY OF ALAMEDA

I, Tim Dupuis Registrar of Voters in and for the COUNTY OF ALAMEDA in the State of California, do hereby certify, that at a General Election held in and for said County on November 8, 2022, Robert Raburn was appointed to the office of Bay Area Rapid Transit District Director, District 4 in which the number of candidates for said office did not exceed the number to be elected at the above titled election.



IN WITNESS WHEREOF, I have hereunto affixed my hand and seal this 8th day of December, 2022.



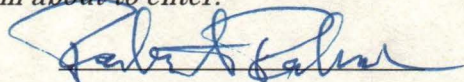
Registrar of Voters

STATE OF CALIFORNIA


} SS.

COUNTY OF ALAMEDA

I, Robert Raburn, solemnly swear (or affirm) that I will support and defend the Constitution of the United States and the Constitution of the State of California against all enemies, foreign and domestic; that I will bear true faith and allegiance to the Constitution of the United States and the Constitution of the State of California; that I take this obligation freely, without any mental reservation or purpose of evasion; and that I will well and faithfully discharge the duties upon which I am about to enter.



Subscribed and sworn to before me, this 15th day of December, 2022.



DISTRICT SECRETARY

Certificate of Election and Oath of Office

STATE OF CALIFORNIA,

} SS.

COUNTY OF ALAMEDA

I, **Tim Dupuis** Registrar of Voters in and for the COUNTY OF ALAMEDA in the State of California, do hereby certify, that at a General Election held in and for said County on November 8, 2022, Liz Ames was elected to the office of Bay Area Rapid Transit District Director, District 6 as appears by the official returns of said election, and the statement of votes cast now on file.

IN WITNESS WHEREOF, I have hereunto affixed my hand and seal this 8th day of December, 2022.


Registrar of Voters




STATE OF CALIFORNIA


} SS.

COUNTY OF ALAMEDA

I, Liz Ames, solemnly swear (or affirm) that I will support and defend the Constitution of the United States and the Constitution of the State of California against all enemies, foreign and domestic; that I will bear true faith and allegiance to the Constitution of the United States and the Constitution of the State of California; that I take this obligation freely, without any mental reservation or purpose of evasion; and that I will well and faithfully discharge the duties upon which I am about to enter.



Subscribed and sworn to before me, this 15th day of December, 2022.


DISTRICT SECRETARY

State of California
City and County of San Francisco

Certificate of Election

I, John Arntz, Director of Elections for the City and County of San Francisco, hereby certify that at the November 8, 2022, Consolidated General Election,


Janice Li

was elected to the office of

Bay Area Rapid Transit Board of Directors, District 8

as stated in the Statement of the Results, which I submitted to the San Francisco Board of Supervisors on December 1, 2022, and by which the Board of Supervisors declared, on December 13, 2022, as being elected to their respective offices, those candidates who received the highest number of votes.

In witness whereof, I hereunto set my hand and the official seal of my office, on December 29, 2022.




John Arntz, Director of Elections



San Francisco Bay Area Rapid Transit District

Oath of Office

I, Janice Li, do solemnly swear (or affirm) that I will support and defend the Constitution of the United States and the Constitution of the State of California against all enemies, foreign and domestic; that I will bear true faith and allegiance to the Constitution of the United States and the Constitution of the State of California; that I take this obligation freely, without any mental reservation or purpose of evasion; and that I will well and faithfully discharge the duties upon which I am about to enter during such time as I hold the office of a member of the Board of Directors of the San Francisco Bay Area Rapid Transit District.



Subscribed and sworn to before me, this 12th day of JANUARY, 2023.



April B. A. Quintanilla
District Secretary

