

# BART POLICE DEPARTMENT



March 2026

MONTHLY REPORT



# Bay Area Rapid Transit Police Department

101 8th St, Oakland, CA, 94607 (510) 464-7000 [www.bart.gov/police](http://www.bart.gov/police)

March 2026

Performance Measurement Review - **Systemwide**

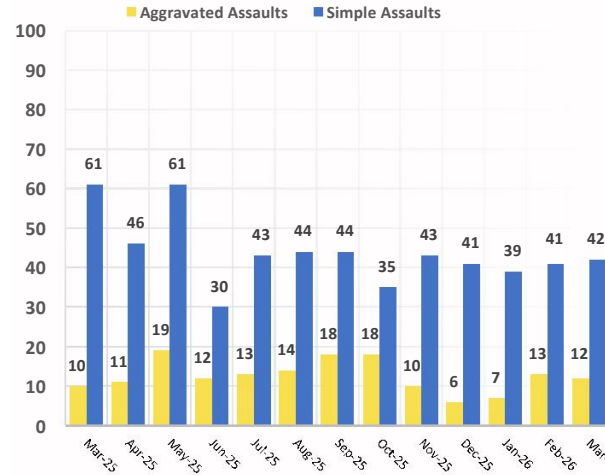
Violent Crimes	FEB 2026	MAR 2026	PCT%	MAR 2025	MAR 2026	PCT%	YTD 2025	YTD 2026	PCT%
	NIBRS	NIBRS		NIBRS	NIBRS				
Homicide	0	0	-%	0	0	-%	0	0	-%
Rape	1	0	-100%	0	0	-%	0	1	100%
Robbery	9	3	-67%	8	3	-63%	21	16	-24%
Aggravated Assault	13	12	-8%	10	12	20%	37	32	-14%
<b>Violent Crime Subtotal</b>	<b>23</b>	<b>15</b>	<b>-35%</b>	<b>18</b>	<b>15</b>	<b>-17%</b>	<b>58</b>	<b>49</b>	<b>-16%</b>

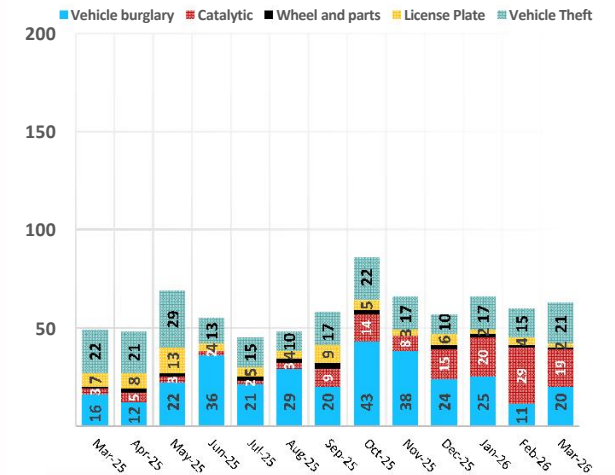
Property Crimes	FEB 2026	MAR 2026	PCT%	MAR 2025	MAR 2026	PCT%	YTD 2025	YTD 2026	PCT%
	NIBRS	NIBRS		NIBRS	NIBRS				
Burglary (Structural)	0	0	-%	0	0	-%	0	0	-%
Larceny (Inclusive of Auto Burglary)	70	73	4%	42	73	74%	175	215	23%
*Auto Burglary	11	20	82%	16	20	25%	71	56	-21%
Auto Theft	15	21	40%	22	21	-5%	65	53	-18%
Arson	1	0	-100%	0	0	-%	3	1	-67%
<b>Property Crime Subtotal</b>	<b>86</b>	<b>94</b>	<b>9%</b>	<b>64</b>	<b>94</b>	<b>47%</b>	<b>243</b>	<b>269</b>	<b>11%</b>

\* Auto Burglary counts are excluded from Property Crime subtotals as they are included within Larceny counts.

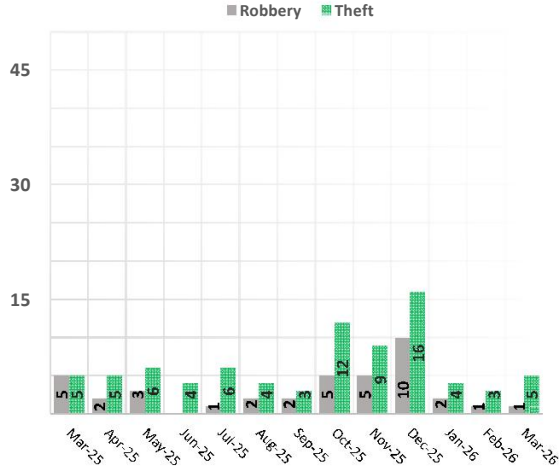
## BATTERY & ASSAULT ON BART



## VEHICLE CRIMES



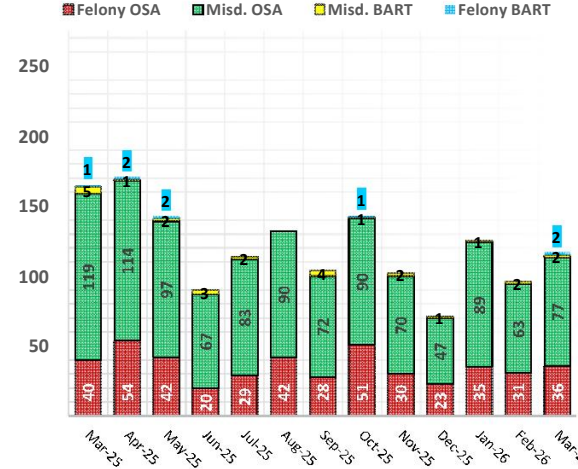
## ELECTRONIC CRIMES



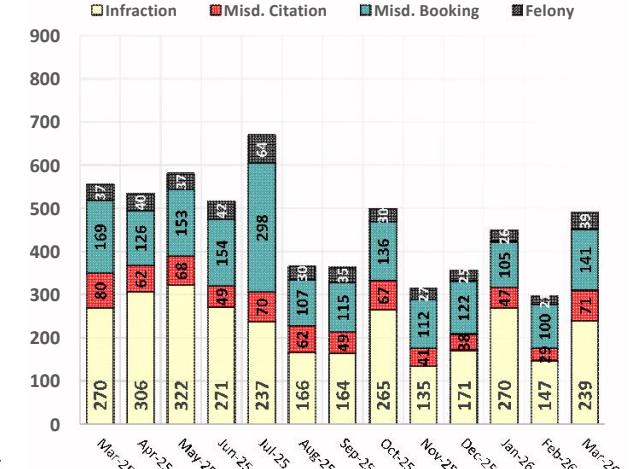
## BICYCLE THEFT



## WARRANT ARRESTS



## ALL BOOKINGS & ARRESTS



**Preface:** The data is retrieved from the BART Police Database and remains unaudited until corrections. Late reporting, the reclassification or unbounding of crimes, may affect statistics. Infraction citations consist of all individual charges. Felony arrests, misdemeanor arrests and citations are based on each instance per individual.



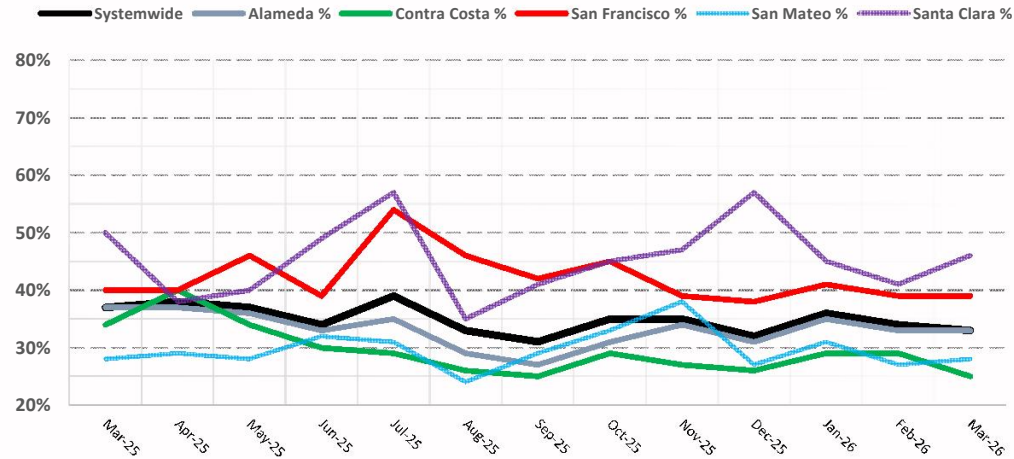
# Bay Area Rapid Transit Police Department

101 8th St, Oakland, CA, 94607 (510) 464-7000 [www.bart.gov/police](http://www.bart.gov/police)

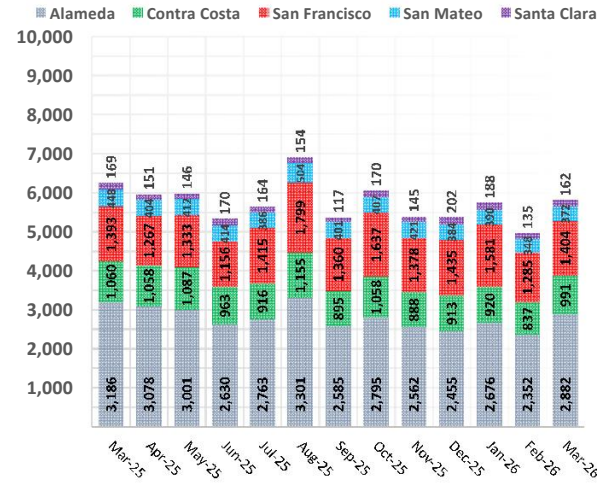
March 2026

Performance Measurement Review - Systemwide

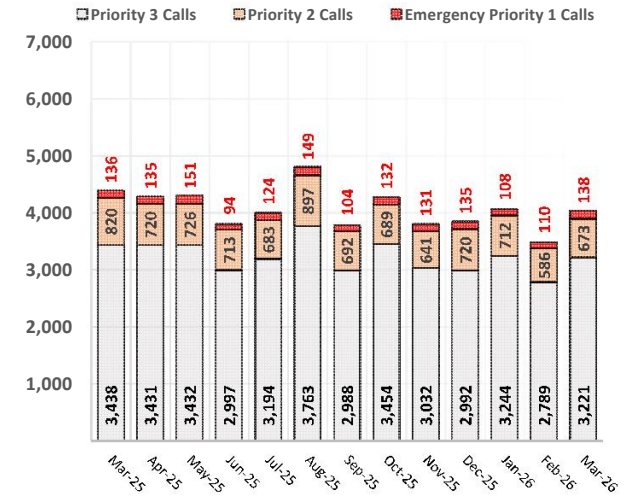
## OFFICER-INITIATED INCIDENTS



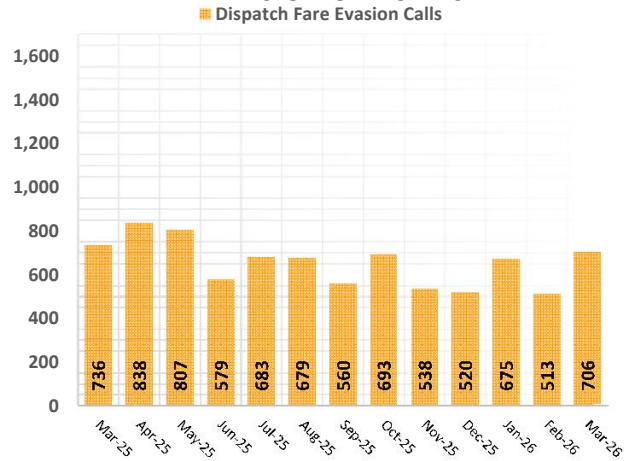
## CALLS TO DISPATCH



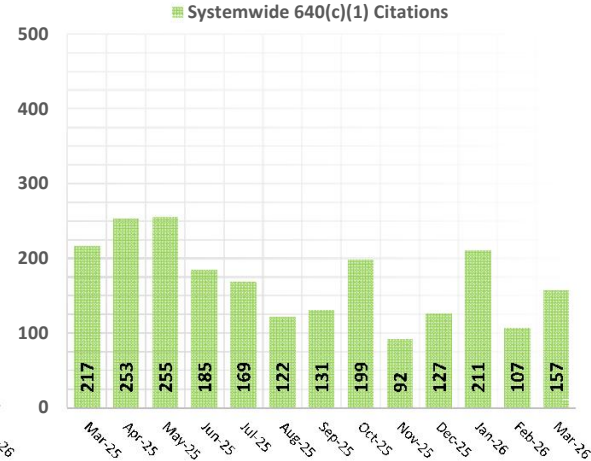
## PRIORITY TYPE 1 - 3 CALLS



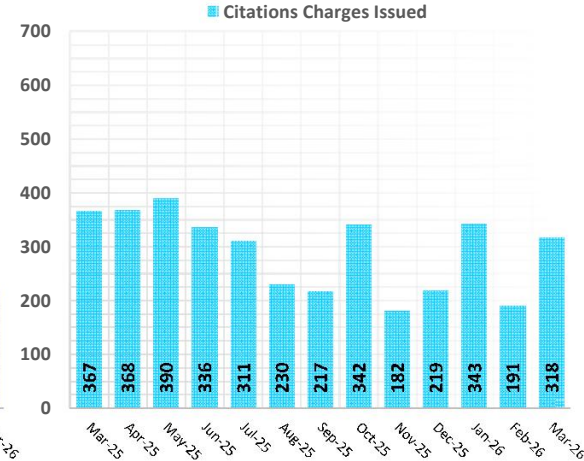
## FARE EVASION CAD CALLS



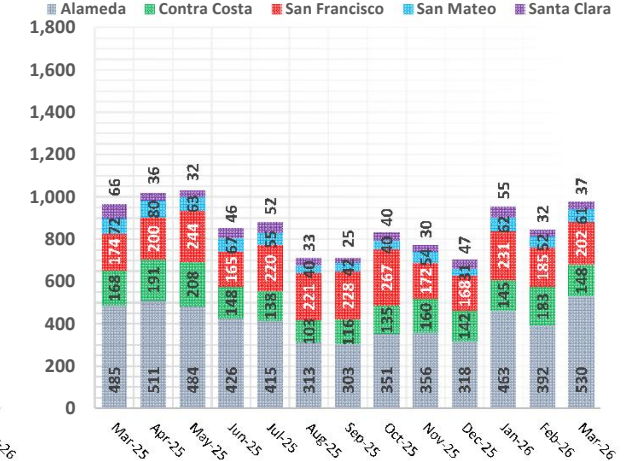
## FARE EVASION CITATIONS



## ALL CITATIONS



## FIELD INTERVIEWS



Preface: The data is retrieved from the BART Police Database and remains unaudited until corrections. Late reporting, the reclassification or unbounding of crimes, may affect statistics. Infraction citations consist of all individual charges. Felony arrests, misdemeanor arrests and citations are based on each instance per individual.



# Bay Area Rapid Transit Police Department

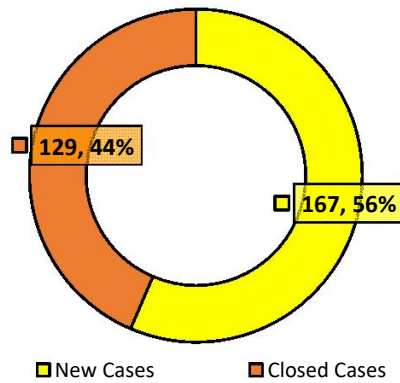
101 8th St, Oakland, CA, 94607 (510) 464-7000

[www.bart.gov/police](http://www.bart.gov/police)

March 2026

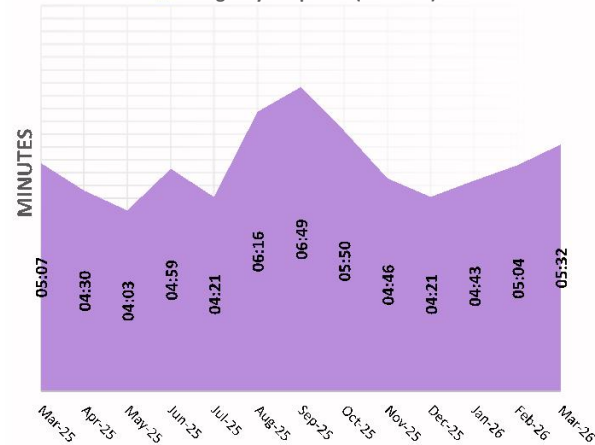
Performance Measurement Review - Systemwide

## INVESTIGATIVE ASSIGNMENTS



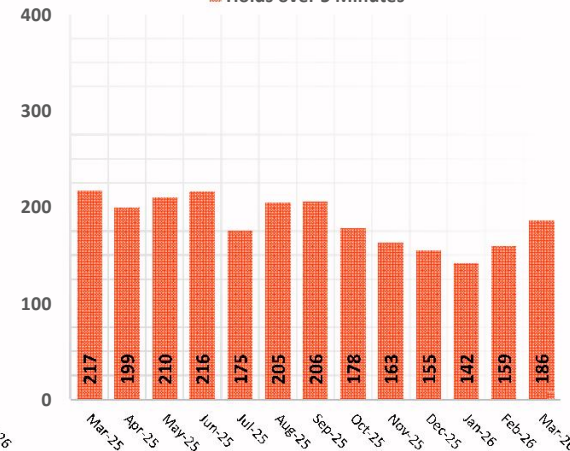
## RESPONSE TIME (PRIORITY 1)

Emergency Response (Minutes)



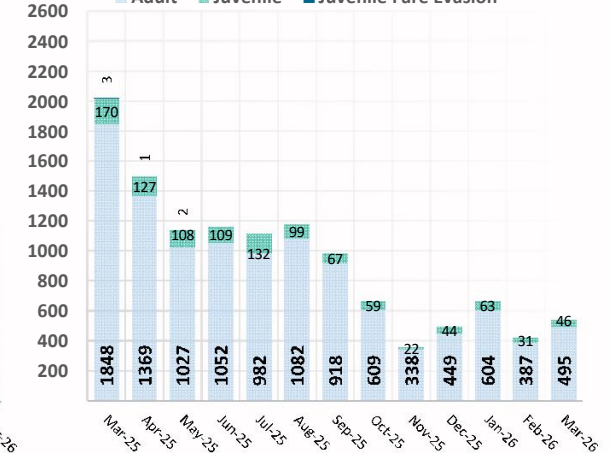
## POLICE TRAIN HOLDS

Holds over 5 Minutes



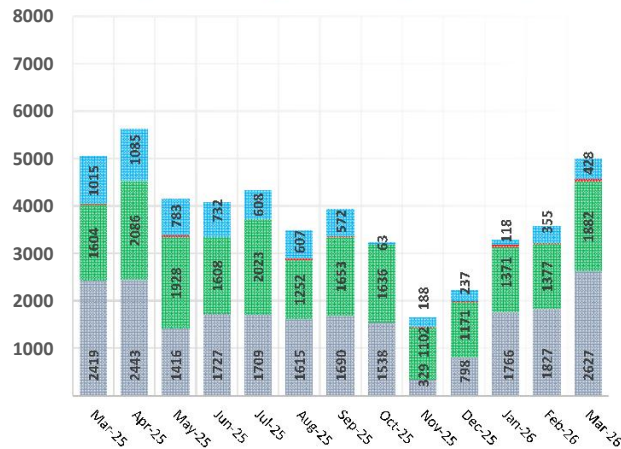
## PROOF OF PAYMENT CITATIONS

Adult Juvenile Juvenile Fare Evasion



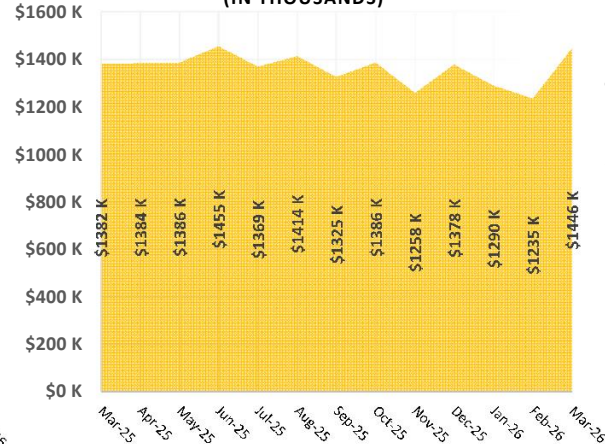
## PARKING CITATIONS

Alameda Contra Costa San Francisco San Mateo Santa Clara



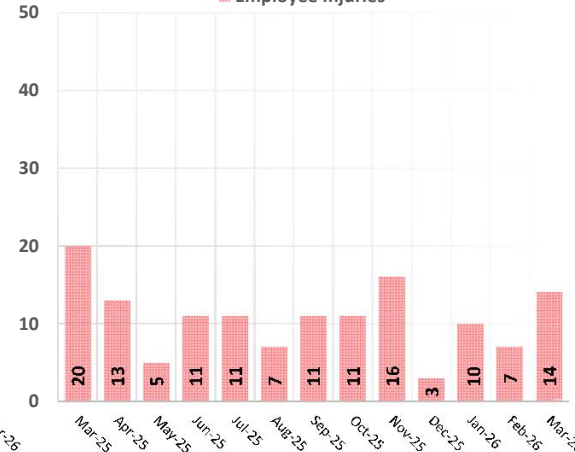
## OVERTIME UTILIZATION

(IN THOUSANDS)



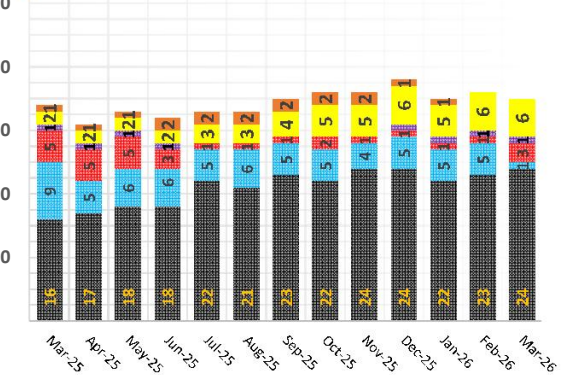
## EMPLOYEE INJURIES

Employee Injuries



## VACANCIES

Officer CSO/FIO Dispatch Records Specialist RPG Intervention Specialist Ambassador



Preface: The data is retrieved from the BART Police Database and remains unaudited until corrections. Late reporting, the reclassification or unounding of crimes, may affect statistics. Infraction citations consist of all individual charges. Felony arrests, misdemeanor arrests and citations are based on each instance per individual.



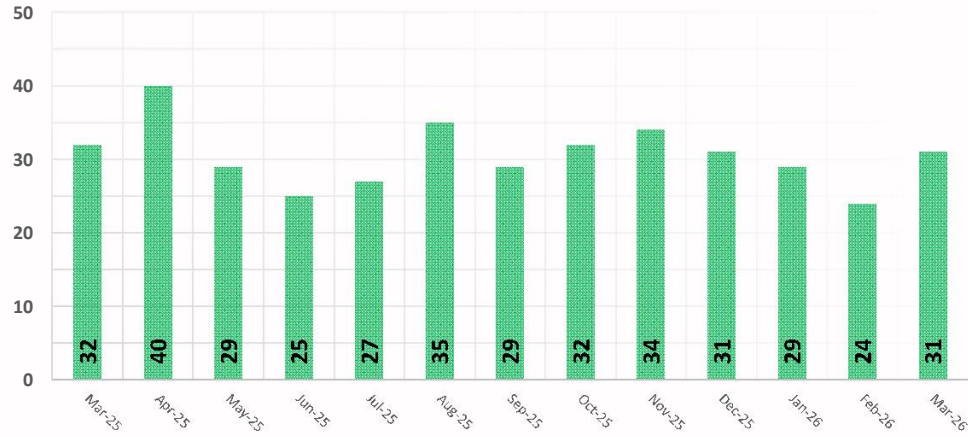
# Bay Area Rapid Transit Police Department

101 8th St, Oakland, CA, 94607 (510) 464-7000 [www.bart.gov/police](http://www.bart.gov/police)

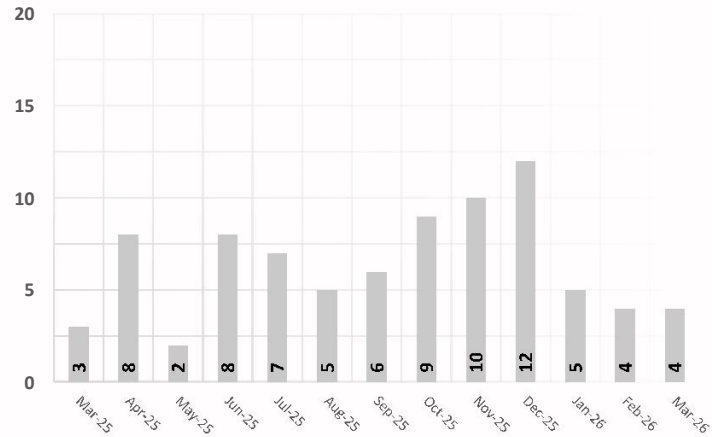
March 2026

Performance Measurement Review - **Systemwide**

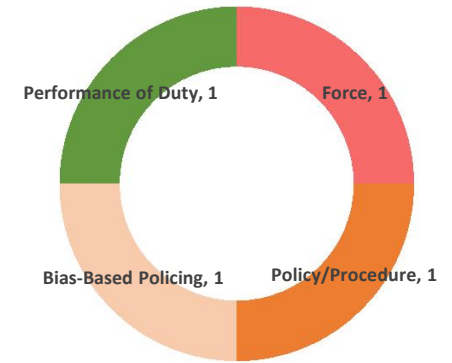
### AB716 - PROHIBITION ORDERS



### INTERNAL AFFAIRS COMPLAINTS

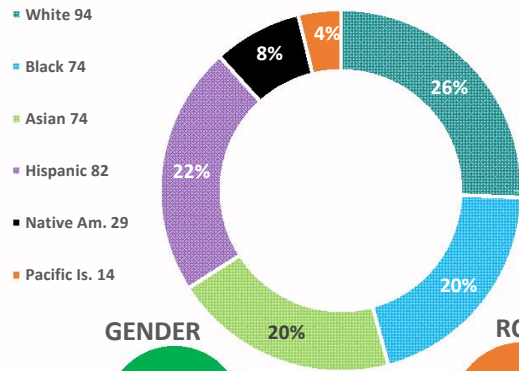


### IA COMPLAINTS RECEIVED<sup>1</sup>

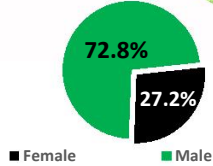


<sup>1</sup>: Each incident could contain more than one allegation. This chart reflects the most significant allegation per

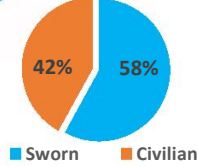
### DEPARTMENT ETHNIC DIVERSITY



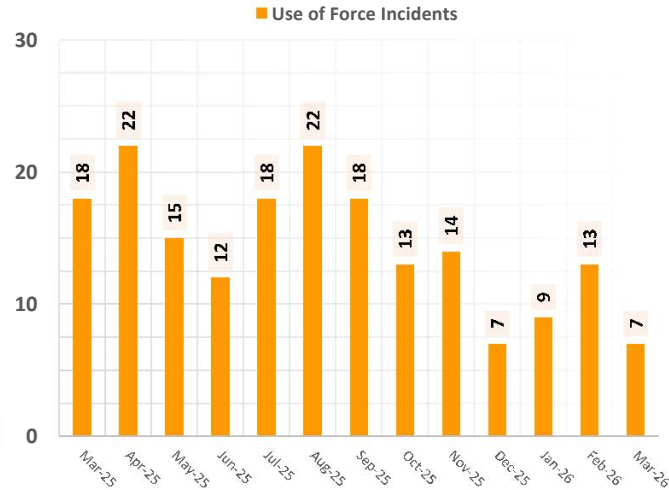
### GENDER



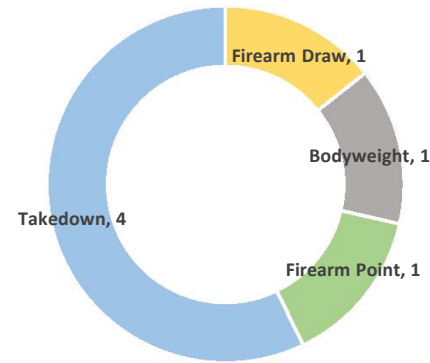
### ROLE



### USE OF FORCE INCIDENTS



### INCIDENT FORCE OPTIONS USED<sup>2</sup>



<sup>2</sup>: Some incidents involved the use of multiple force options. If two officers involved in the same incident used the same force option, this data would reflect both officers. As an example, if two officers used control holds in the same incident, this data would reflect two separate control holds.

### TYPES OF FORCE USED<sup>3</sup>



<sup>3</sup>: Each incident could contain more than one force option. This chart reflects most significant force options used per incident.



# Bay Area Rapid Transit Police Department

101 8th St, Oakland, CA, 94607 (510) 464-7000 [www.bart.gov/police](http://www.bart.gov/police)

March 2026 Performance Measurement Review - **Systemwide**

NIBRS- GROUP A OFFENSES- 2026		JAN	FEB	MAR	APR	MAY	JUN	JUL	AUG	SEPT	OCT	NOV	DEC	Total
HOMICIDE	HOMICIDE:MURDER AND NON-NEGLIGENT MANSLAUGHTER	0	0	0										0
	HOMICIDE: NEGLIGENT MANSLAUGHTER	0	0	0										0
	HOMICIDE: JUSTIFIED	0	0	0										0
SEX OFFENSES	RAPE	0	1	0										1
	SODOMY	0	0	0										0
	SEXUAL ASSAULT W/OBJECT	0	0	0										0
	FONDLING	5	0	0										5
	INCEST	0	0	0										0
	STATUTORY RAPE	0	0	0										0
AGGRAVATED ASSAULT	AGGRAVATED ASSAULT	7	13	12										32
	SIMPLE ASSAULT	39	41	42										122
	INTIMIDATION	6	2	15										23
	HUMAN TRAFFICKING-COMMERCIAL SEX ACTS	0	0	0										0
	HUMAN TRAFFICKING-INVOLUNTARY SERVITUDE	0	0	0										0
	KIDNAPPING/ABDUCTION	1	0	0										1
<b>Total Crimes Against Persons</b>		<b>58</b>	<b>57</b>	<b>69</b>	<b>0</b>	<b>0</b>	<b>0</b>	<b>0</b>	<b>0</b>	<b>0</b>	<b>0</b>	<b>0</b>	<b>0</b>	<b>184</b>



# Bay Area Rapid Transit Police Department

101 8th St, Oakland, CA, 94607 (510) 464-7000 [www.bart.gov/police](http://www.bart.gov/police)

March 2026 Performance Measurement Review - **Systemwide**

NIBRS- GROUP A OFFENSES- 2026		JAN	FEB	MAR	APR	MAY	JUN	JUL	AUG	SEPT	OCT	NOV	DEC	Total
<b>ROBBERY</b>	ROBBERY	4	9	3										16
<b>ARSON</b>	ARSON	0	1	0										1
	EXTORTION/BLACKMAIL	0	0	0										0
<b>BURGLARY</b>	BURGLARY	0	0	0										0
<b>LARCENY</b>	LARCENY/Theft Offenses	72	70	73										215
<b>MOTOR VEHICLE THEFT</b>	MOTOR VEHICLE THEFT	17	15	21										53
	COUNTERFEITING/FORGERY	0	0	0										0
	EMBEZZLEMENT	0	0	0										0
	STOLEN PROPERTY OFFENSES	3	6	3										12
	DESTRUCTION OF PROPERTY/VANDALISM OF PROPERTY	37	23	56										116
	BRIBERY	0	0	0										0
	FRAUD	0	1	10										11
<b>Total Crimes Against Property</b>		<b>133</b>	<b>125</b>	<b>166</b>	<b>0</b>	<b>0</b>	<b>0</b>	<b>0</b>	<b>0</b>	<b>0</b>	<b>0</b>	<b>0</b>	<b>0</b>	<b>424</b>

NIBRS- GROUP A OFFENSES- 2026		JAN	FEB	MAR	APR	MAY	JUN	JUL	AUG	SEPT	OCT	NOV	DEC	Total
	DRUG OFFENSES:DRUG VIOLATIONS	35	24	45										104
	DRUG OFFENSES:DRUG EQUIPMENT VIOLATION	32	31	50										113
	GAMBLING	0	0	0										0
	PORNOGRAPHY/OBSCENE MATERIAL	0	0	0										0
	PROSTITUTION	0	0	1										1
	WEAPONS LAW VIOLATIONS	9	9	12										30
	ANIMAL CRUELTY	0	0	0										0
<b>Total Crimes Against Society</b>		<b>76</b>	<b>64</b>	<b>108</b>	<b>0</b>	<b>0</b>	<b>0</b>	<b>0</b>	<b>0</b>	<b>0</b>	<b>0</b>	<b>0</b>	<b>0</b>	<b>248</b>



# Bay Area Rapid Transit Police Department

101 8th St, Oakland, CA, 94607 (510) 464-7000 [www.bart.gov/police](http://www.bart.gov/police)

March 2026 Performance Measurement Review - **Systemwide**

BART PD Uses of Force													
Use of Force Incidents	Jan	Feb	Mar	Apr	May	Jun	Jul	Aug	Sep	Oct	Nov	Dec	Total
2026 Current Year	9	13	7										29
2025 Current Year	16	23	18	22	15	12	18	22	18	13	14	7	198
2024 Current Year	20	34	32	35	37	22	40	29	21	25	25	14	334

BART PD Dispatch Communications Center													
Dispatch Center Calls	Jan	Feb	Mar	Apr	May	Jun	Jul	Aug	Sep	Oct	Nov	Dec	Total
2026 Calls for Service	5,786	4,973	5,845										16,604
2026 Priority 1 Calls	108	110	138										356
2026 Medical Emergencies	262	176	231										669
2026 Avg P1 Response Time	04:43	05:04	05:32										05:06
2026 K-9 Use/Sweep BART Facility	92	92	48										232
2026 K-9 Outside Agency	5	5	4										14
2025 Calls for Service	6,192	5,681	6,295	5,977	5,998	5,357	5,686	6,956	5,389	6,126	5,450	5,334	70,441
2025 Priority 1 Calls	154	128	136	135	151	94	124	149	104	132	131	135	1,573
2025 Medical Emergencies	297	303	281	268	227	229	210	221	226	215	216	253	2,946
2025 Avg P1 Response Time	05:04	03:10	05:07	04:30	04:03	04:59	04:21	06:16	06:49	05:50	04:46	04:21	04:56
2025 K-9 Use/Sweep BART Facility									59	59	103	108	329
2025 K-9 Outside Agency									0	7	3	3	13
2024 Calls for Service	8,539	8,143	7,905	7,546	7,237	6,497	6,805	6,709	6,384	7,424	6,338	6,208	85,735
2024 Priority 1 Calls	178	165	173	169	172	188	196	181	153	177	142	135	2,029
2024 Medical Emergencies	335	352	320	283	276	287	249	274	251	295	323	326	3,571
2024 Avg P1 Response Time	05:13	03:55	04:55	05:15	04:40	04:06	05:13	04:25	04:14	05:56	04:36	03:56	04:42



# Bay Area Rapid Transit Police Department

101 8th St, Oakland, CA, 94607 (510) 464-7000 [www.bart.gov/police](http://www.bart.gov/police)

March 2026

Performance Measurement Review - **Systemwide**

BART PD Enforcement Contacts													
	Jan	Feb	Mar	Apr	May	Jun	Jul	Aug	Sep	Oct	Nov	Dec	Total
<b>Felony Arrests</b>													
2026 Felony Arrest	26	21	39										86
2025 Felony Arrest	45	39	37	40	37	42	64	30	35	30	27	25	451
2024 Felony Arrest	48	43	35	45	40	28	46	37	38	39	34	51	484
2026 Felony Arrest YTD	26	47	86										
2025 Felony Arrest YTD	45	84	121	161	198	240	304	334	369	399	426	451	
2024 Felony Arrest YTD	48	91	126	171	211	239	285	322	360	399	433	484	
<b>Misdemeanor Arrests</b>													
2026 Misd. Arrest	105	100	141										346
2025 Misd. Arrest	162	160	169	126	153	154	298	107	115	136	112	122	1,814
2024 Misd. Arrest	205	170	148	153	151	147	145	133	126	128	131	166	1,803
2026 Misd. Arrest YTD	105	205	346										
2025 Misd. Arrest YTD	162	322	491	617	770	924	1,222	1,329	1,444	1,580	1,692	1,814	
2024 Misd. Arrest YTD	205	375	523	676	827	974	1,119	1,252	1,378	1,506	1,637	1,803	
<b>Cite &amp; Releases</b>													
2026 Cite & Release	47	29	71										147
2025 Cite & Release	65	67	80	62	68	49	70	62	49	67	41	38	718
2024 Cite & Release	49	95	102	89	93	56	89	77	66	69	76	66	927
2026 Cite & Release YTD	47	76	147										
2025 Cite & Release YTD	65	132	212	274	342	391	461	523	572	639	680	718	
2024 Cite & Release YTD	49	144	246	335	428	484	573	650	716	785	861	927	
<b>Field Interviews</b>													
2026 Field Interview	956	844	978										2,778
2025 Field Interview	894	823	965	1,018	1,031	852	880	710	714	833	772	706	10,198
2024 Field Interview	1,642	1,616	1,483	1,511	1,345	1,065	1,138	992	917	1,218	1,019	783	14,729
2026 Field Interview YTD	956	1,800	2,778										
2025 Field Interview YTD	894	1,717	2,682	3,700	4,731	5,583	6,463	7,173	7,887	8,720	9,492	10,198	
2024 Field Interview YTD	1,642	3,258	4,741	6,252	7,597	8,662	9,800	10,792	11,709	12,927	13,946	14,729	
<b>Combined Contacts</b>													
2026 Monthly Enf. Contacts	1,134	994	1,229										3,357
2025 Monthly Enf. Contacts	1,166	1,089	1,251	1,246	1,289	1,097	1,312	909	913	1,066	952	891	13,181
2024 Monthly Enf. Contacts	1,944	1,924	1,768	1,798	1,629	1,296	1,418	1,239	1,147	1,454	1,260	1,066	17,943
2026 Enf. Contacts YTD	1,134	2,128	3,357										
2025 Enf. Contacts YTD	1,166	2,255	3,506	4,752	6,041	7,138	8,450	9,359	10,272	11,338	12,290	13,181	
2024 Enf. Contacts YTD	1,944	3,868	5,636	7,434	9,063	10,359	11,777	13,016	14,163	15,617	16,877	17,943	



**Bay Area Rapid Transit Police Department**

101 8th St, Oakland, CA, 94607 (510) 464-7000 [www.bart.gov/police](http://www.bart.gov/police)

March 2026

Performance Measurement Review - **Systemwide**

BART PD Warrant Arrests													
Warrant Arrests	Jan	Feb	Mar	Apr	May	Jun	Jul	Aug	Sep	Oct	Nov	Dec	Total
2026 BART Felony	0	0	2										2
2026 BART Misdemeanor	1	2	2										5
2026 Outside Felony	35	31	36										102
2026 Outside Misdemeanor	89	63	77										229
2026 Monthly Total	125	96	117										338
2026 YTD Total	125	221	338										
2025 BART Felony	1	0	1	2	2	0	0	0	0	1	0	0	7
2025 BART Misdemeanor	0	3	5	1	2	3	2	0	4	1	2	1	24
2025 Outside Felony	40	49	40	54	42	20	29	42	28	51	30	23	448
2025 Outside Misdemeanor	79	111	119	114	97	67	83	90	72	90	70	47	1,039
2025 Monthly Total	120	163	165	171	143	90	114	132	104	143	102	71	1,518
2025 YTD Total	120	283	448	619	762	852	966	1,098	1,202	1,345	1,447	1,518	
2024 BART Felony	2	2	4	2	0	1	1	2	0	1	1	1	17
2024 BART Misdemeanor	5	5	6	6	4	1	2	4	2	3	2	1	41
2024 Outside Felony	56	68	58	63	39	53	65	45	50	54	41	39	631
2024 Outside Misdemeanor	121	109	141	100	117	76	101	106	101	107	75	66	1,220
2024 Monthly Total	184	184	209	171	160	131	169	157	153	165	119	107	1,909
2024 YTD Total	184	368	577	748	908	1,039	1,208	1,365	1,518	1,683	1,802	1,909	



# Bay Area Rapid Transit Police Department

101 8th St, Oakland, CA, 94607 (510) 464-7000 [www.bart.gov/police](http://www.bart.gov/police)

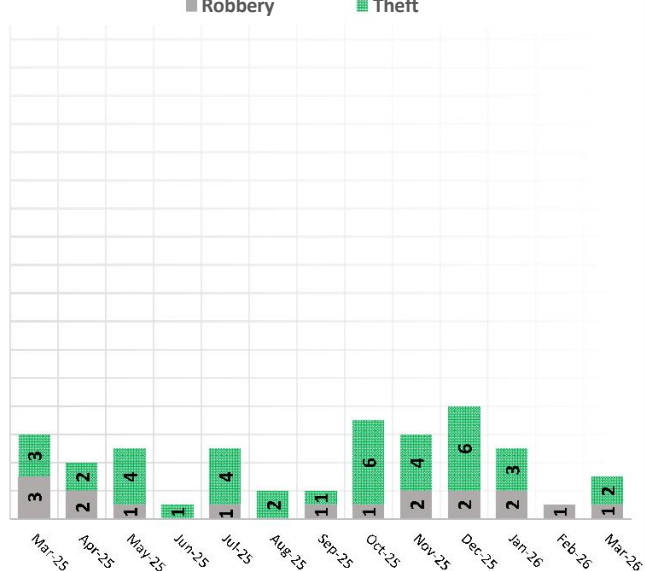
March 2026 Performance Measurement Review - Alameda County

Violent Crimes	FEB 2026		MAR 2026		PCT%	MAR 2025		MAR 2026		PCT %	YTD 2025	YTD 2026	PCT %
	NIBRS	NIBRS	NIBRS	NIBRS		NIBRS	NIBRS						
Homicide	0	0	-%	0	0	-%	0	0	-%	0	0	0	-%
Rape	1	0	-100%	0	0	-%	0	0	-%	0	1	100%	100%
Robbery	6	2	-67%	4	2	-50%	11	11	0%	11	11	0%	0%
Aggravated Assault	7	8	14%	5	8	60%	20	17	-15%	20	17	-15%	-15%
<b>Violent Crime Subtotal</b>	<b>14</b>	<b>10</b>	<b>-29%</b>	<b>9</b>	<b>10</b>	<b>11%</b>	<b>31</b>	<b>29</b>	<b>-6%</b>	<b>31</b>	<b>29</b>	<b>-6%</b>	<b>-6%</b>

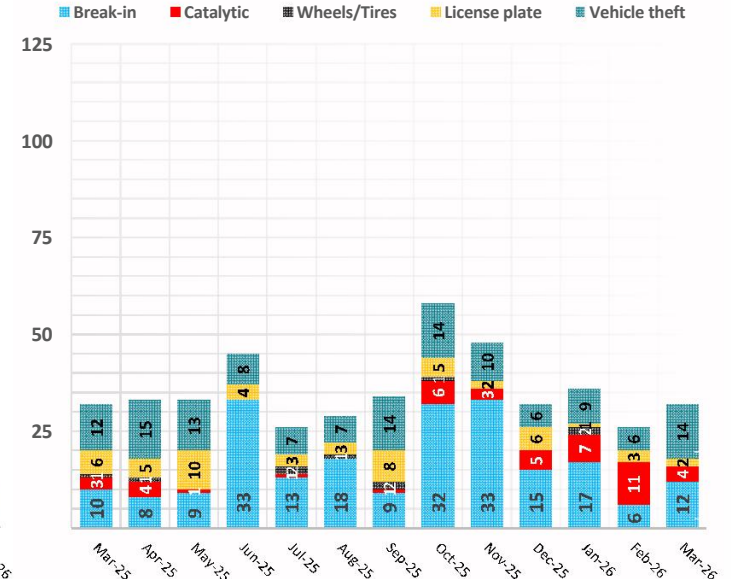
Property Crimes	FEB 2026		MAR 2026		PCT%	MAR 2025		MAR 2026		PCT %	YTD 2025	YTD 2026	PCT %
	NIBRS	NIBRS	NIBRS	NIBRS		NIBRS	NIBRS						
Burglary (Structural)	0	0	-%	0	0	-%	0	0	-%	0	0	0	-%
Larceny (Inclusive of Auto Burglary)	29	38	31%	29	38	31%	109	107	-2%	109	107	-2%	-2%
*Auto Burglary	6	12	100%	10	12	20%	53	35	-34%	53	35	-34%	-34%
Auto Theft	6	14	133%	12	14	17%	38	29	-24%	38	29	-24%	-24%
Arson	1	0	-100%	0	0	-%	0	1	100%	0	1	100%	100%
<b>Property Crime Subtotal</b>	<b>36</b>	<b>52</b>	<b>44%</b>	<b>41</b>	<b>52</b>	<b>27%</b>	<b>147</b>	<b>137</b>	<b>-7%</b>	<b>147</b>	<b>137</b>	<b>-7%</b>	<b>-7%</b>

\* Auto Burglary counts are excluded from Property Crime subtotals as they are included within Larceny counts

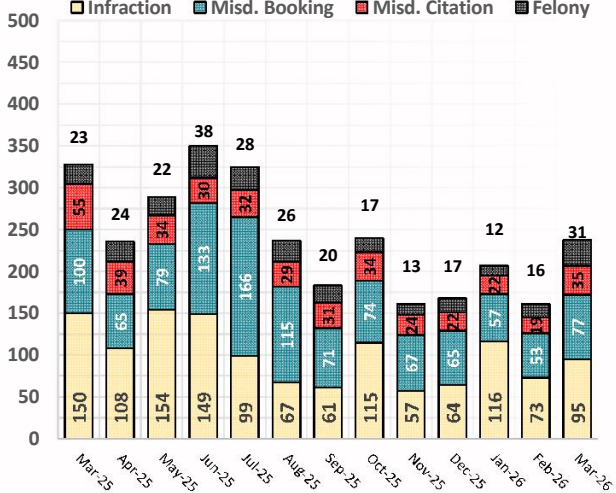
## ALAMEDA ELECTRONIC CRIMES



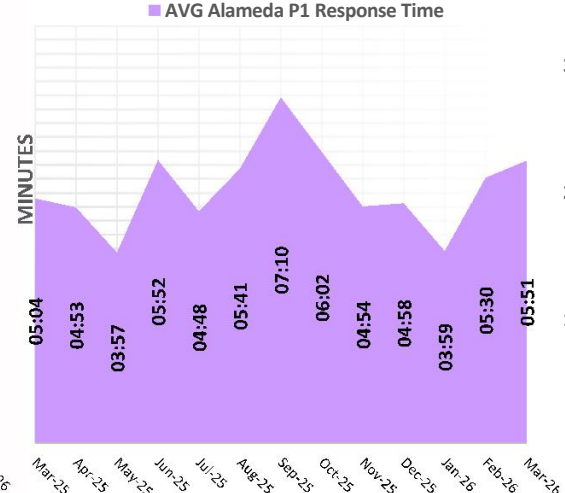
## ALAMEDA VEHICLE CRIMES



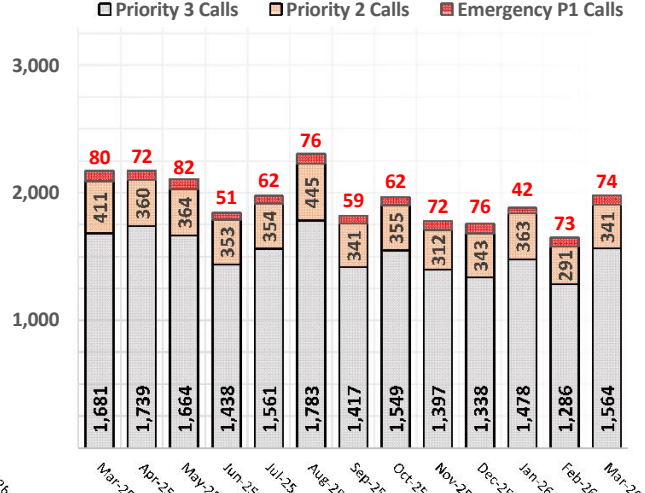
## ALAMEDA ARRESTS & CITATIONS



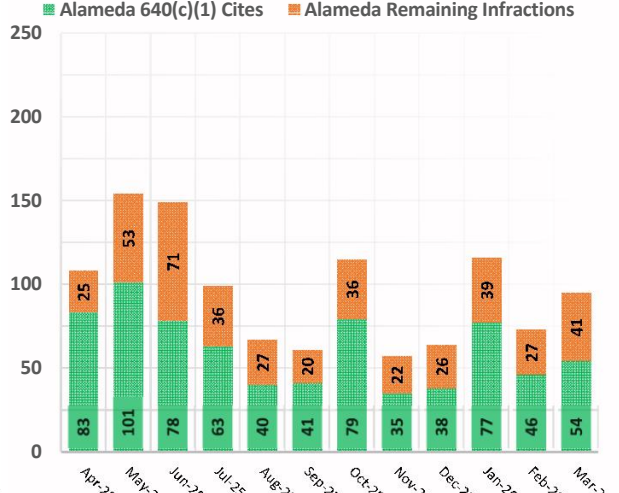
## RESPONSE TIME (P1) AVG



## ALAMEDA PRIORITY 1 - 3 CALLS



## ALAMEDA FARE EVASION



Preface: The data is retrieved from the BART Police Database and remains unaudited until corrections.

Late reporting, the reclassification or unfounding of crimes, may affect statistics. Infraction citations consist of all individual charges. Felony arrests, misdemeanor arrests and citations are based on each instance per individual.



# Bay Area Rapid Transit Police Department

101 8th St, Oakland, CA, 94607 (510) 464-7000 [www.bart.gov/police](http://www.bart.gov/police)

March 2026 Performance Measurement Review - Contra Costa County

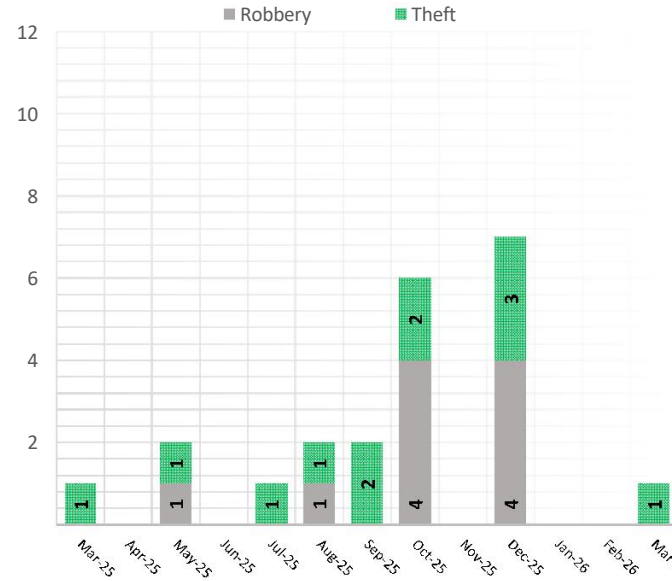
Violent Crimes	FEB 2026	MAR 2026	PCT%	MAR 2025	MAR 2026	PCT %	YTD	YTD	PCT %
	NIBRS	NIBRS		NIBRS	NIBRS		2025	2026	
Homicide	0	0	-%	0	0	-%	0	0	-%
Rape	0	0	-%	0	0	-%	0	0	-%
Robbery	1	0	-100%	0	0	-%	2	2	0%
Aggravated Assault	1	3	200%	3	3	0%	7	5	-29%
<b>Violent Crime Subtotal</b>	<b>2</b>	<b>3</b>	<b>50%</b>	<b>3</b>	<b>3</b>	<b>0%</b>	<b>9</b>	<b>7</b>	<b>-22%</b>

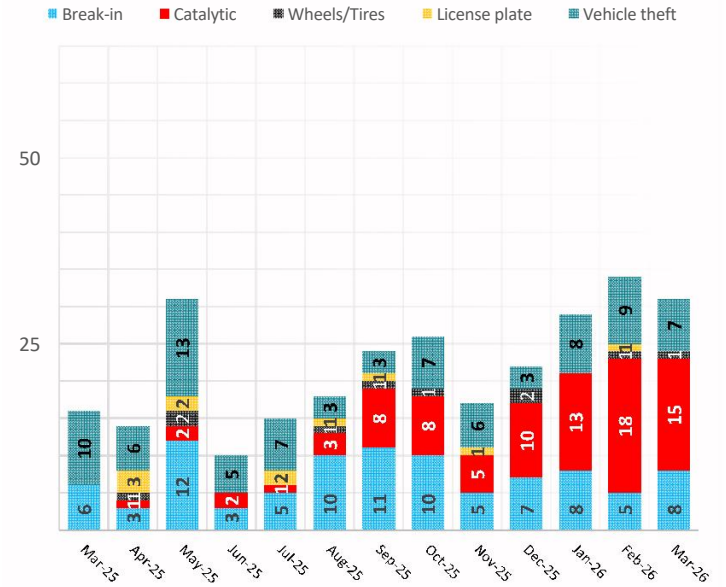
Property Crimes	FEB 2026	MAR 2026	PCT%	MAR 2025	MAR 2026	PCT %	YTD	YTD	PCT %
	NIBRS	NIBRS		NIBRS	NIBRS		2025	2026	
Burglary (Structural)	0	0	-%	0	0	-%	0	0	-%
Larceny (Inclusive of Auto Burglary)	33	28	-15%	9	28	211%	37	89	141%
*Auto Burglary	5	8	60%	6	8	33%	17	21	24%
Auto Theft	9	7	-22%	10	7	-30%	24	24	0%
Arson	0	0	-%	0	0	-%	0	0	-%
<b>Property Crime Subtotal</b>	<b>42</b>	<b>35</b>	<b>-17%</b>	<b>19</b>	<b>35</b>	<b>84%</b>	<b>61</b>	<b>113</b>	<b>85%</b>

\* Auto Burglary counts are excluded from Property Crime subtotals as they are included within Larceny counts.

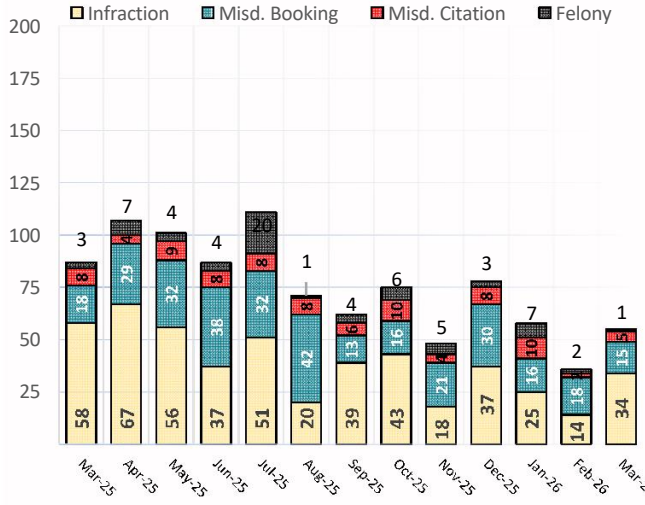
## CONTRA COSTA ELECTRONIC CRIMES



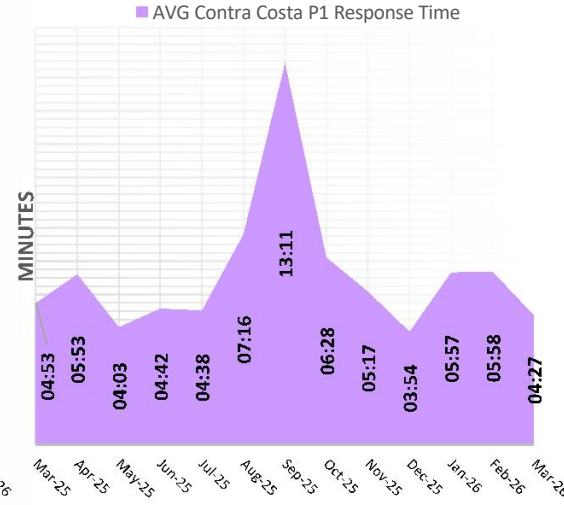
## CONTRA COSTA VEHICLE CRIMES



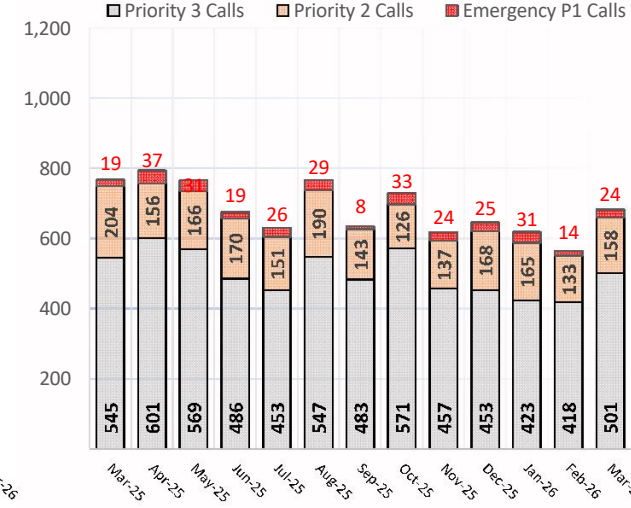
## COCO ARRESTS & CITATIONS



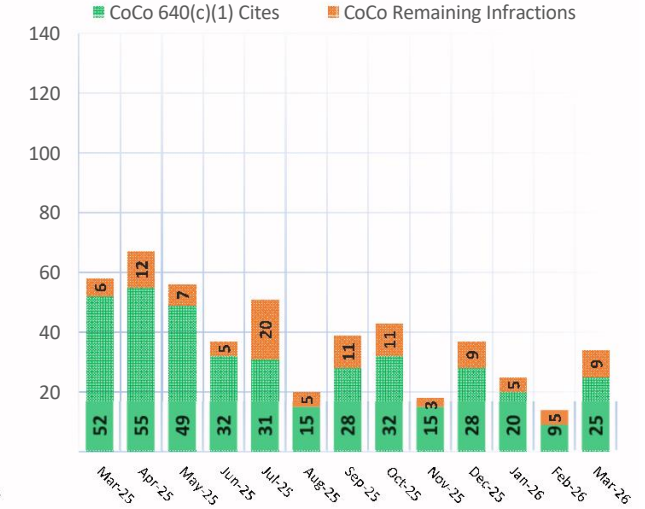
## RESPONSE TIME (P1) AVG



## COCO PRIORITY 1 - 3 CALLS



## COCO FARE EVASION



Preface: The data is retrieved from the BART Police Database and remains unaudited until corrections.

Late reporting, the reclassification or unfounding of crimes, may affect statistics. Infraction citations consist of all individual charges. Felony arrests, misdemeanor arrests and citations are based on each instance per individual.



# Bay Area Rapid Transit Police Department

101 8th St, Oakland, CA, 94607 (510) 464-7000 [www.bart.gov/police](http://www.bart.gov/police)

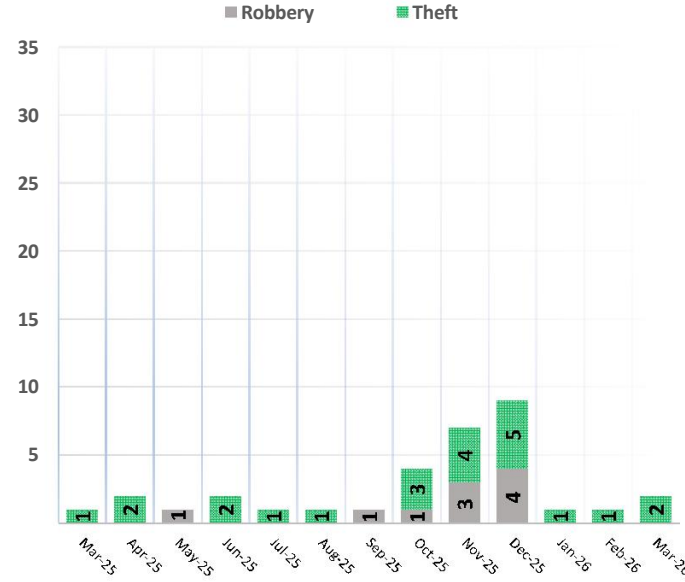
March 2026 Performance Measurement Review - San Francisco County

Violent Crimes	FEB 2026			MAR 2026			YTD 2025	YTD 2026	PCT %
	NIBRS	NIBRS	PCT%	MAR 2025 NIBRS	MAR 2026 NIBRS	PCT %			
Homicide	0	0	-%	0	0	-%	0	0	-%
Rape	0	0	-%	0	0	-%	0	0	-%
Robbery	1	1	0%	0	1	100%	4	2	-50%
Aggravated Assault	2	1	-50%	2	1	-50%	9	5	-44%
<b>Violent Crime Subtotal</b>	<b>3</b>	<b>2</b>	<b>-33%</b>	<b>2</b>	<b>2</b>	<b>0%</b>	<b>13</b>	<b>7</b>	<b>-46%</b>

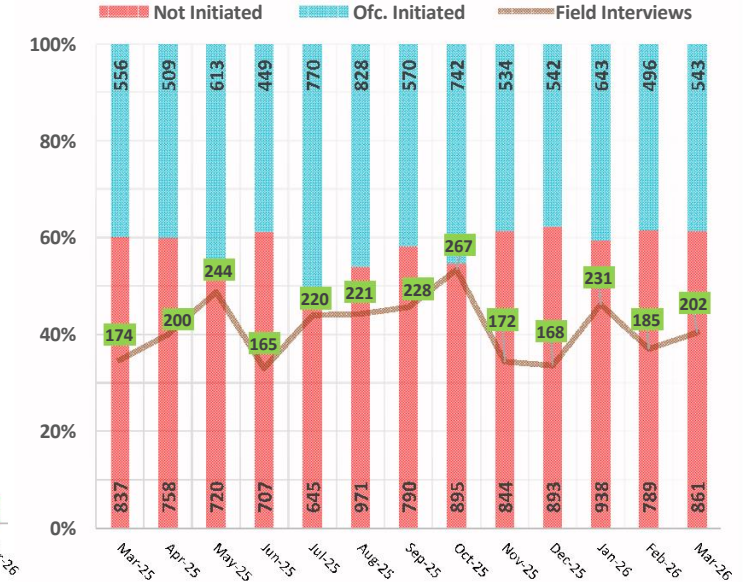
Property Crimes	FEB 2026			MAR 2026			YTD 2025	YTD 2026	PCT %
	NIBRS	NIBRS	PCT%	MAR 2025 NIBRS	MAR 2026 NIBRS	PCT %			
Burglary (Structural)	0	0	-%	0	0	-%	0	0	-%
Larceny (Inclusive of Auto Burglary)	3	5	67%	3	5	67%	20	11	-45%
*Auto Burglary	0	0	-%	0	0	-%	0	0	-%
Auto Theft	0	0	-%	0	0	-%	2	0	-100%
Arson	0	0	-%	0	0	-%	1	0	-100%
<b>Property Crime Subtotal</b>	<b>3</b>	<b>5</b>	<b>67%</b>	<b>3</b>	<b>5</b>	<b>67%</b>	<b>23</b>	<b>11</b>	<b>-52%</b>

\* Auto Burglary counts are excluded from Property Crime subtotals as they are included within Larceny counts

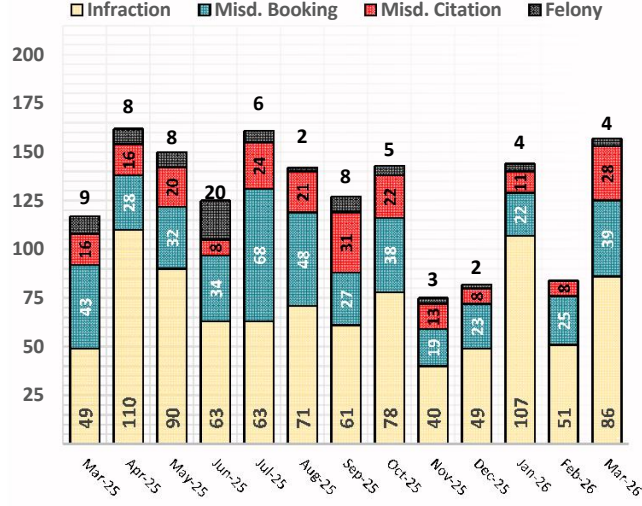
## SAN FRANCISCO ELECTRONIC CRIMES



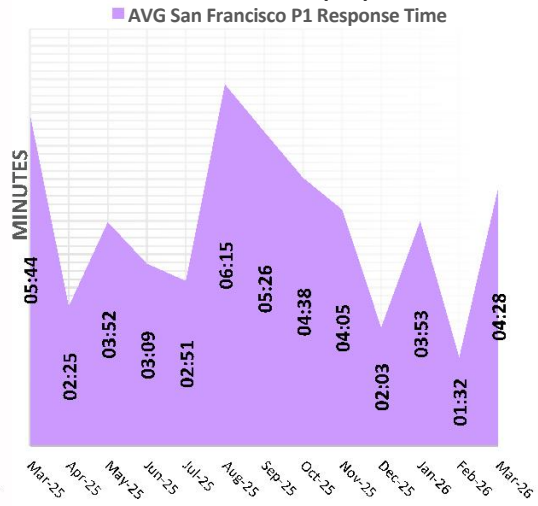
## SF OFFICER-INITIATED INCIDENTS



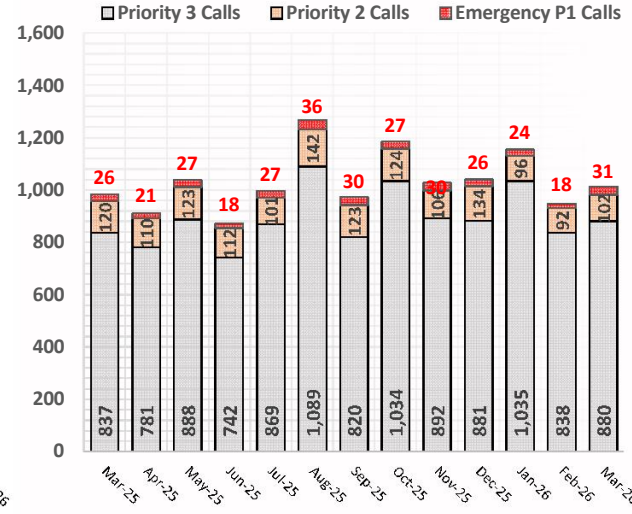
## SF ARRESTS & CITATIONS



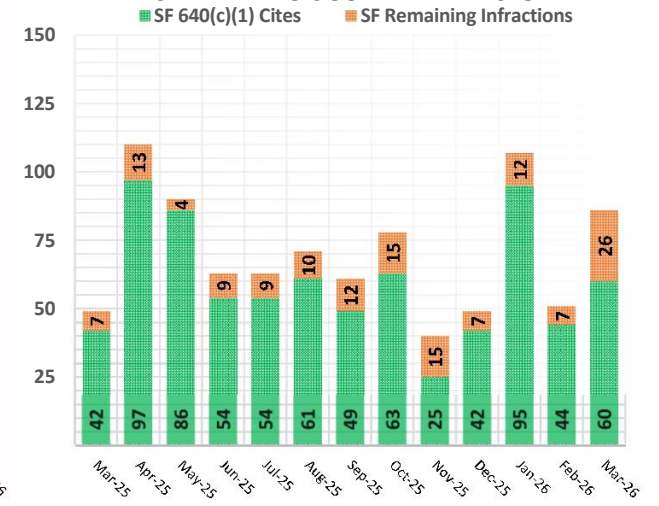
## RESPONSE TIME (P1) AVG



## SF PRIORITY 1 - 3 CALLS



## SAN FRANCISCO FARE EVASION



**Preface:** The data is retrieved from the BART Police Database and remains unaudited until corrections.

Late reporting, the reclassification or unfounding of crimes, may affect statistics. Infraction citations consist of all individual charges. Felony arrests, misdemeanor arrests and citations are based on each instance per individual.



# Bay Area Rapid Transit Police Department

101 8th St, Oakland, CA, 94607 (510) 464-7000 [www.bart.gov/police](http://www.bart.gov/police)

March 2026 Performance Measurement Review - San Mateo County

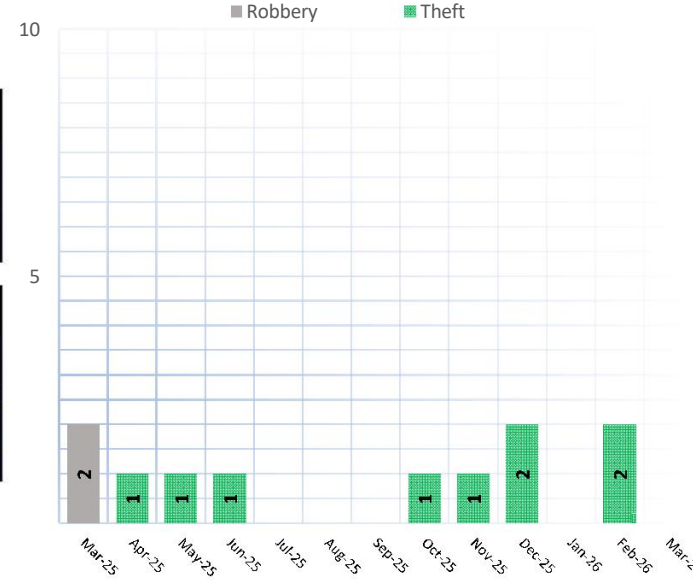
Violent Crimes	FEB 2026	MAR 2026	PCT%	FEB 2025	FEB 2026	PCT %	YTD 2025	YTD 2026	PCT %
	NIBRS	NIBRS		NIBRS	NIBRS				
Homicide	0	0	-%	0	0	-%	0	0	-%
Rape	0	0	-%	0	0	-%	0	0	-%
Robbery	1	0	-100%	0	0	-%	4	1	-75%
Aggravated Assault	3	0	-100%	0	0	-%	1	5	400%
<b>Violent Crime Subtotal</b>	<b>4</b>	<b>0</b>	<b>-100%</b>	<b>0</b>	<b>0</b>	<b>-%</b>	<b>5</b>	<b>6</b>	<b>20%</b>

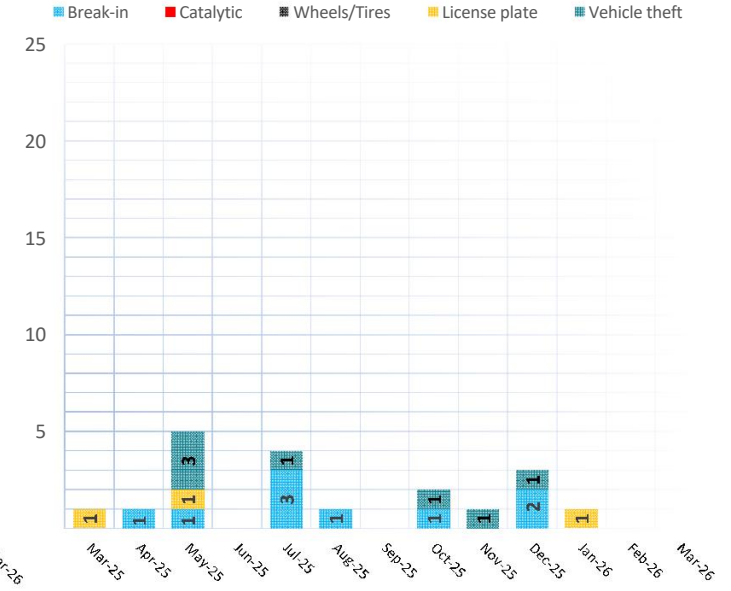
Property Crimes	FEB 2026	MAR 2026	PCT%	FEB 2025	FEB 2026	PCT %	YTD 2025	YTD 2026	PCT %
	NIBRS	NIBRS		NIBRS	NIBRS				
Burglary (Structural)	0	0	-%	0	0	-%	0	0	-%
Larceny (Inclusive of Auto Burglary)	5	2	-60%	1	2	100%	8	8	0%
*Auto Burglary	0	0	-%	0	0	-%	1	0	-100%
Auto Theft	0	0	-%	0	0	-%	1	0	-100%
Arson	0	0	-%	0	0	-%	2	0	-100%
<b>Property Crime Subtotal</b>	<b>5</b>	<b>2</b>	<b>-60%</b>	<b>1</b>	<b>2</b>	<b>100%</b>	<b>11</b>	<b>8</b>	<b>-27%</b>

\* Auto Burglary counts are excluded from Property Crime subtotals as they are included within Larceny counts

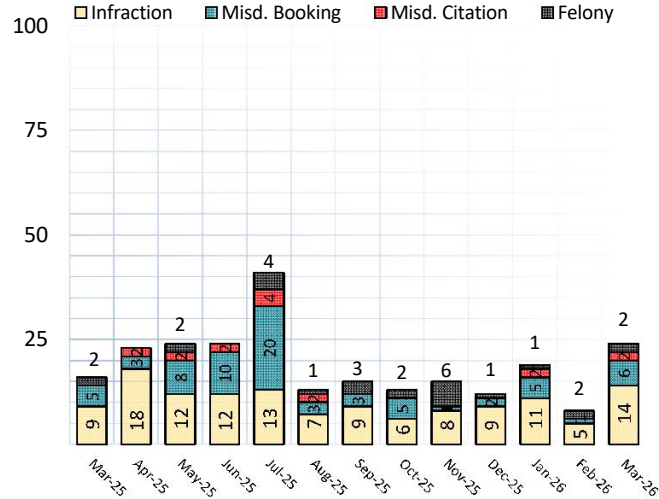
## SAN MATEO ELECTRONIC CRIMES



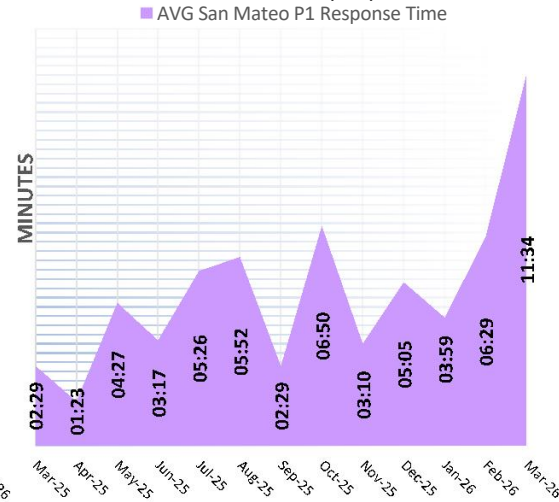
## SAN MATEO VEHICLE CRIMES



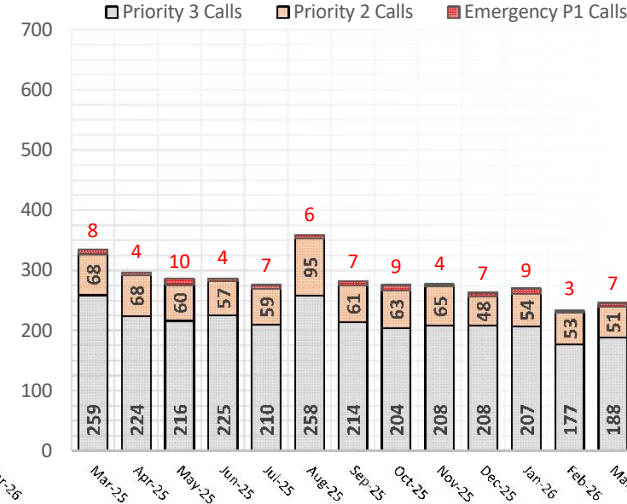
## SMC ARRESTS & CITATIONS



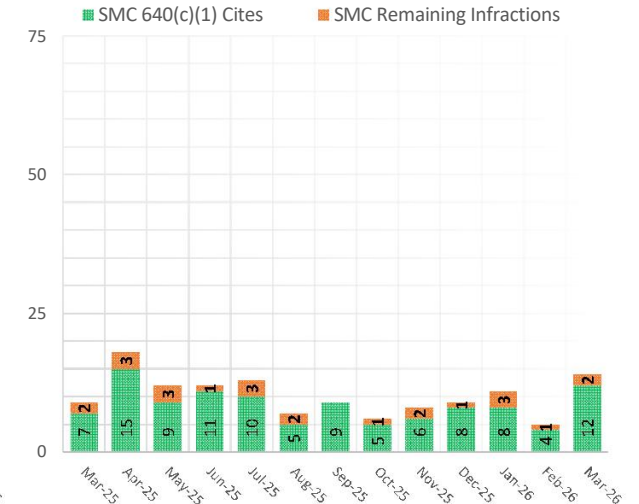
## RESPONSE TIME (P1) AVG



## SMC PRIORITY 1 - 3 CALLS



## SMC FARE EVASION



Preface: The data is retrieved from the BART Police Database and remains unaudited until corrections.

Late reporting, the reclassification or unbounding of crimes, may affect statistics. Infraction citations consist of all individual charges. Felony arrests, misdemeanor arrests and citations are based on each instance per individual.



# Bay Area Rapid Transit Police Department

101 8th St, Oakland, CA, 94607 (510) 464-7000 [www.bart.gov/police](http://www.bart.gov/police)

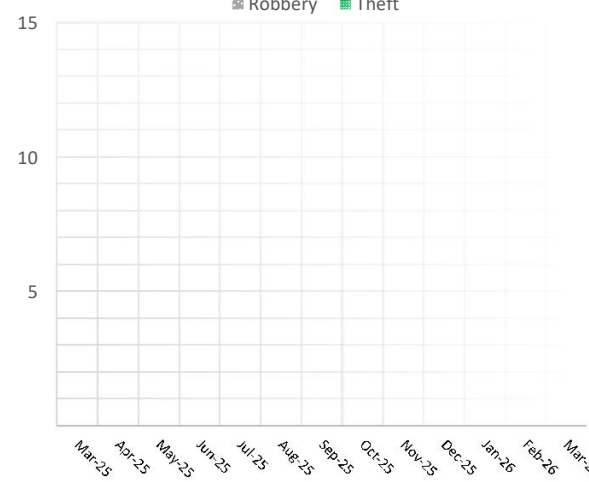
March 2026 Performance Measurement Review - Santa Clara County

Violent Crimes	FEB 2026	MAR 2026	PCT%	MAR 2025	MAR 2026	PCT %	YTD	YTD	PCT %
	NIBRS	NIBRS		NIBRS	NIBRS		2025	2026	
Homicide	0	0	-%	0	0	-%	0	0	-%
Rape	0	0	-%	0	0	-%	0	0	-%
Robbery	0	0	-%	0	0	-%	0	0	-%
Aggravated Assault	0	0	-%	0	0	-%	0	0	-%
<b>Violent Crime Subtotal</b>	<b>0</b>	<b>0</b>	<b>-%</b>	<b>0</b>	<b>0</b>	<b>-%</b>	<b>0</b>	<b>0</b>	<b>-%</b>

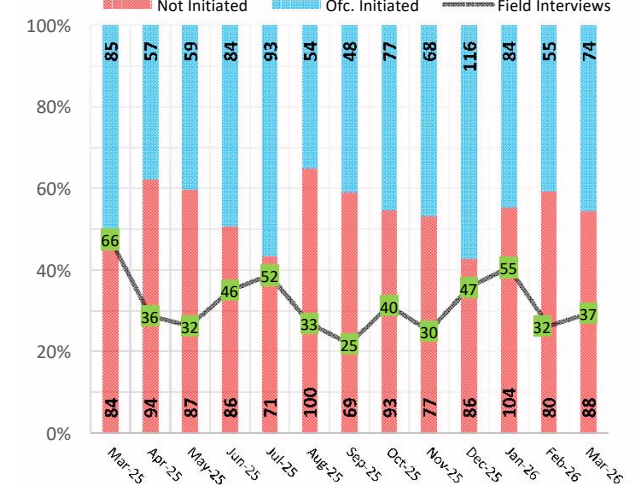
Property Crimes	FEB 2026	MAR 2026	PCT%	MAR 2025	MAR 2026	PCT %	YTD	YTD	PCT %
	NIBRS	NIBRS		NIBRS	NIBRS		2025	2026	
Burglary (Structural)	0	0	-%	0	0	-%	0	0	-%
Larceny (Inclusive of Auto Burglary)	0	0	-%	0	0	-%	1	0	-100%
*Auto Burglary	0	0	-%	0	0	-%	0	0	-%
Auto Theft	0	0	-%	0	0	-%	0	0	-%
Arson	0	0	-%	0	0	-%	0	0	-%
<b>Property Crime Subtotal</b>	<b>0</b>	<b>0</b>	<b>-%</b>	<b>0</b>	<b>0</b>	<b>-%</b>	<b>1</b>	<b>0</b>	<b>-100%</b>

\* Auto Burglary counts are excluded from Property Crime subtotals as they are included within Larceny counts

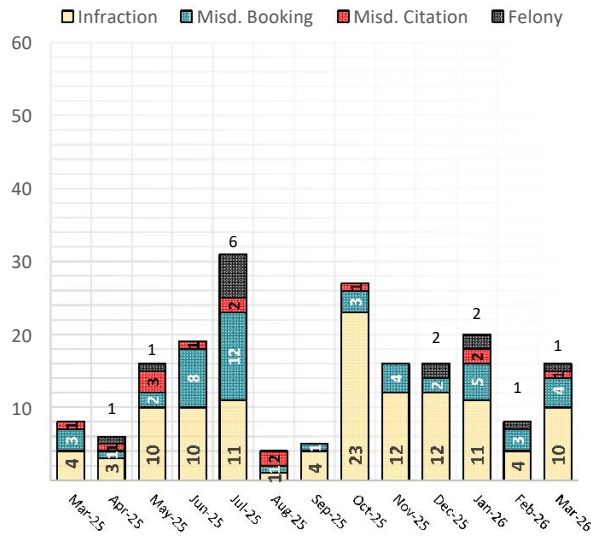
## SANTA CLARA ELECTRONIC CRIMES



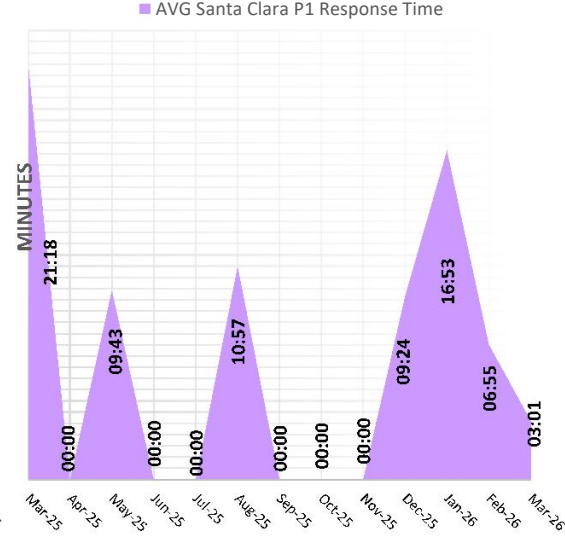
## SCC OFFICER-INITIATED INCIDENTS



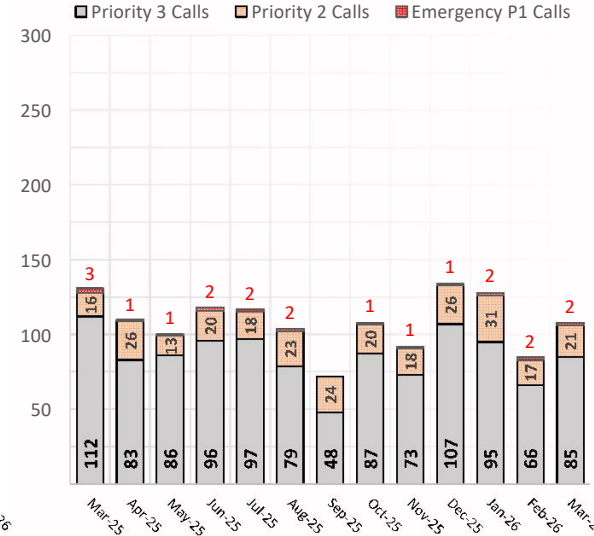
## SCC ARRESTS & CITATIONS



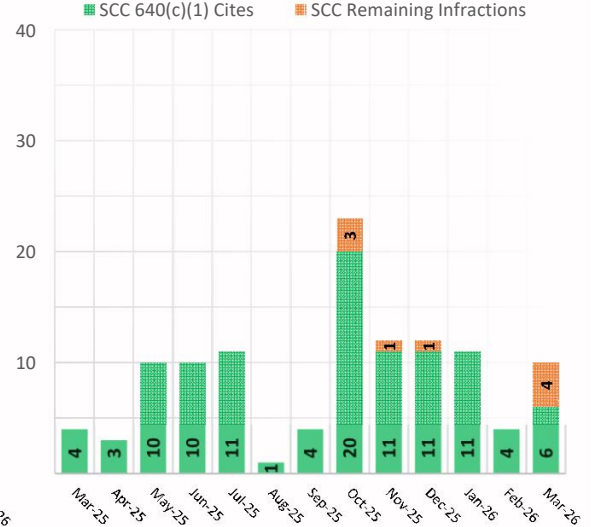
## RESPONSE TIME (P1) AVG



## SCC PRIORITY 1 - 3 CALLS



## SCC FARE EVASION



Preface: The data is retrieved from the BART Police Database and remains unaudited until corrections.

Late reporting, the reclassification or unbounding of crimes, may affect statistics. Infraction citations consist of all individual charges. Felony arrests, misdemeanor arrests and citations are based on each instance per individual.

### **Internal Affairs Division Acronyms**

Admin: Administrative

OIPA Investigation: Office of the Independent Police Auditor is conducting the investigation

S.R.: Supervisor Referral

Tolled: Internal Affairs Investigation is on hold (paused)

### **Allegation Types**

Arrest or Detention

BBP: Bias Based

Policing

CUBO: Conduct Unbecoming an Officer

Courtesy

Force

POD: Performance of Duty

Policy Complaint

Policy/Procedure

Racial Animus

Reporting

Misconduct Search

or Seizure Service

Review Supervision

Truthfulness

Workplace Discrimination/Harassment

BART Police Department - Office of Internal Affairs							
Investigation Log							
IA#:	DATE OCC'D	DATE REC'D	ALLEGATION	MISC	INVESTIGATOR	STATUS	Due Date
IA2024-089	9/19/2024	9/24/2024	CUBO Force		Sgt. Montano	Tolled	9/25/2025
IA2024-104	10/10/2024	10/23/2024	Force Policy/Procedure	OIPA Investigation OIPA Intake #24-45	OIPA	In Progress	10/23/2025
IA2024-107	10/28/2024	11/1/2024	Policy/Procedure (Report Writing) Force CUBO	OIPA Investigation Intake #24-46	OIPA	In Progress	11/1/2025
IA2024-113	12/1/2024	12/2/2024	Force		Sgt. Montano	Tolled	12/2/2025
IA2024-117	12/11/2024	12/11/2024	Truthfulness	Administrative	Sgt. Montano	Tolled	12/11/2025
IA2025-014	12/22/2024	2/6/2025	Truthfulness CUBO	Administrative	Sgt. Montano	Tolled	12/22/2025
IA2025-024	12/22/2024	4/3/2025	CUBO	Administrative	Lt. Plumley	In Progress	4/3/2026
IA2025-038	6/3/2025	6/3/2025	Force CUBO		Lt. Plumley	In Progress	6/3/2026
IA2025-040	4/28/2025	5/23/2025	Arrest/Detention Performance of Duty Policy/Procedure Truthfulness		Lt. Plumley	In Progress	5/23/2026
IA2025-041	6/10/2025	6/10/2025	CUBO Courtesy Policy/Procedure	Investigation by Sgt. Guerra	Lt. Plumley	In Progress	6/10/2026
IA2025-043	9/4/2024	5/2/2025	Force		Internal Affairs	In Progress	5/2/2026
IA2025-044	9/27/2024	6/25/2025	Courtesy		Sgt. Montano	In Progress	6/25/2026
IA2025-045	6/21/2025	6/21/2025	Force		Internal Affairs	In Progress	6/21/2026
IA2025-046	6/27/2025	6/27/2025	Force CUBO		Internal Affairs	In Progress	6/27/2026
IA2025-048	4/20/2025	7/1/2025	Force Policy/Procedure	Administrative	Internal Affairs	In Progress	7/1/2026
IA2025-050	5/7/2025	7/1/2025	Policy/Procedure Performance of Duty CUBO		Sgt. Montano	In Progress	7/1/2026
IA2025-051	5/5/2025	7/11/2025	Arrest/Detention Search/Seizure CUBO		Sgt. Bahaduri	In Progress	7/11/2026
IA2025-053	7/23/2025	7/25/2025	CUBO	Administrative	Lt. Plumley	In Progress	7/25/2026
IA2025-057	8/2/2025	8/6/2025	Arrest/Detention Neglect of Duty Performance of Duty Policy/Procedure	OIPA Intake #25-32	OIPA	In Progress	8/6/2026
IA2025-058	8/1/2025	8/15/2025	Force		Sgt. Montano	In Progress	8/15/2026

IA2025-061	8/26/2025	8/26/2025	CUBO		Internal Affairs	In Progress	8/26/2026
IA2025-062	7/31/2025	9/3/2025	CUBO		Sgt. Montano	In Progress	9/3/2026
IA2025-064	9/18/2025	9/18/2025	Force Arrest/Detention		Sgt. Montano	In Progress	9/18/2026
IA2025-065	9/18/2025	9/18/2025	Force		Sgt. Bahaduri	In Progress	9/18/2026
IA2025-069	9/30/2025	10/5/2025	Arrest/Detention Force Bias Based Policing Search or Seizure Policy/Procedure	OIPA Intake #25-44	OIPA	In Progress	10/5/2026
IA2025-070	10/9/2025	10/9/2025	CUBO	Administrative	Internal Affairs	In Progress	10/9/2026
IA2025-071	10/6/2025	10/13/2025	CUBO		Sgt. Bahaduri	In Progress	10/13/2026
IA2025-073	10/29/2024	10/9/2025	CUBO		Sgt. Bahaduri	In Progress	10/9/2026
IA2025-074	10/15/2025	10/16/2025	CUBO Force Policy/Procedure		Sgt. Bahaduri	In Progress	10/16/2026
IA2025-075	10/18/2025	10/20/2025	CUBO		Sgt. Montano	In Progress	10/20/2026
IA2025-076	10/14/2025	10/14/2025	Bias Based Policing		Internal Affairs	In Progress	10/14/2026
IA2025-078	10/31/2025	10/31/2025	Policy/Procedure	Administrative	Internal Affairs	In Progress	10/31/2026
IA2025-079	11/13/2025	11/15/2025	CUBO Performance of Duty Policy/Procedure Truthfulness	Administrative	Internal Affairs	In Progress	11/15/2026
IA2025-081	11/24/2025	11/27/2025	Racial Animus Performance of Duty Workplace Discrimination CUBO Policy/Procedure Bias Based Policing	Administrative	Lt. Plumley	In Progress	11/27/2026
IA2025-087	11/27/2025	11/27/2025	CUBO Arrest/Detention Force Policy/Procedure		Sgt. Bahaduri	In Progress	11/27/2026
IA2025-088	12/5/2025	12/5/2025	Racial Animus Performance of Duty Workplace Discrimination CUBO Policy/Procedure Bias Based Policing	Administrative	Lt. Plumley	In Progress	12/5/2026
IA2025-089	12/5/2025	12/5/2025	Racial Animus Performance of Duty Workplace Discrimination CUBO Policy/Procedure Bias Based Policing	Administrative	Lt. Plumley	In Progress	12/5/2026

IA2025-090	12/5/2025	12/5/2025	Racial Animus Performance of Duty Workplace Discrimination CUBO Policy/Procedure Bias Based Policing	Administrative	Lt. Plumley	In Progress	12/5/2026
IA2025-091	12/5/2025	12/5/2025	Racial Animus Performance of Duty Workplace Discrimination CUBO Policy/Procedure Bias Based Policing	Administrative	Lt. Plumley	In Progress	12/5/2026
IA2025-092	11/29/2025	11/30/2025	Arrest/Detention Policy/Procedure Force	OIPA Intake Memo #25-56	OIPA	In Progress	11/30/2026
IA2025-093	10/22/2025	10/31/2025	Arrest/Detention	OIPA Intake Memo #25-50	OIPA	In Progress	10/31/2026
IA2025-094	9/20/2025	11/24/2025	Service Review		Internal Affairs	In Progress	11/24/2026
IA2025-095	8/22/2025	9/19/2025	CUBO		Internal Affairs	In Progress	9/19/2026
IA2025-096	12/5/2025	12/9/2025	Arrest/Detention Force Search/Seizure Bias Based Policing	OIPA Intake Memo #25-60	OIPA	In Progress	12/9/2026
IA2025-097	12/9/2025	12/9/2025	Racial Animus Performance of Duty Workplace Discrimination CUBO Policy/Procedure Bias Based Policing	Administrative	Lt. Plumley	In Progress	12/9/2026
IA2025-098	12/9/2025	12/9/2025	Racial Animus Performance of Duty Workplace Discrimination CUBO Policy/Procedure Bias Based Policing	Administrative	Lt. Plumley	In Progress	12/9/2026
IA2025-099	12/9/2025	12/9/2025	Racial Animus Performance of Duty Workplace Discrimination CUBO Policy/Procedure Bias Based Policing	Administrative	Lt. Plumley	In Progress	12/9/2026
IA2025-100	12/11/2025	12/11/2025	Racial Animus Performance of Duty Workplace Discrimination CUBO Policy/Procedure Bias Based Policing	Administrative	Lt. Plumley	In Progress	12/11/2026
IA2025-101	12/11/2025	12/11/2025	Racial Animus Performance of Duty Workplace Discrimination CUBO Policy/Procedure Bias Based Policing	Administrative	Lt. Plumley	In Progress	12/11/2026
IA2025-102	12/18/2025	12/19/2025	Arrest/Detention CUBO	OIPA Intake Memo #25-61	OIPA	In Progress	12/19/2026
IA2025-103	10/6/2025	12/31/2025	CUBO	OIPA Intake Memo #25-62	OIPA	In Progress	12/31/2026

IA2025-104	12/9/2025	12/9/2025	Racial Animus Performance of Duty Workplace Discrimination CUBO Policy/Procedure Bias Based Policing	Administrative	Lt. Plumley	In Progress	12/9/2026
IA2025-105	12/9/2025	12/9/2025	Racial Animus Performance of Duty Workplace Discrimination CUBO Policy/Procedure Bias Based Policing	Administrative	Lt. Plumley	In Progress	12/9/2026
IA2025-106	11/5/2025	11/6/2025	Policy/Procedure	OIPA Intake Memo #25-52	OIPA	In Progress	11/6/2026
IA2026-001	1/6/2026	1/6/2026	Arrest/Detention	Investigation by Sgt. Guerra	Sgt. Bahaduri	In Progress	1/6/2027
OIPA2026-001	1/5/2026	1/6/2026	Arrest/Detention Bias Based Policing Policy/Procedure	OIPA Intake Memo #26-01	OIPA	In Progress	1/6/2027
IA2026-002	1/17/2026	1/17/2026	Force		Internal Affairs	In Progress	1/17/2027
IA2026-003	12/25/2025	1/26/2026	Performance of Duty	OIPA Intake Memo #26-04	Sgt. Bahaduri	In Progress	1/26/2027
OIPA2026-002	1/23/2026	1/27/2026	Policy/Procedure Performance of Duty	OIPA Intake Memo #26-05	OIPA	In Progress	1/27/2027
IA2026-005	2/15/2026	2/16/2026	CUBO Arrest/Detention Bias Based Policing Force		Internal Affairs	In Progress	2/16/2027
OIPA2026-003	5/2/2023	2/21/2026	Policy/Procedure	OIPA Intake Memo #26-08	OIPA	In Progress	2/21/2027
IA2026-006	2/18/2026	2/19/2026	Arrest/Detention Search/Seizure	Informal	Internal Affairs	In Progress	2/19/2027
IA2026-008	3/2/2026	3/2/2026	Policy/Procedure	OIPA Memo #26-09	Internal Affairs	In Progress	3/2/2027
AI2026-001	3/4/2026	3/4/2026	Performance of Duty Supervision Fraud, Waste, and Abuse	Administrative	Internal Affairs	In Progress	3/4/2027
IA2026-010	3/17/2026	3/18/2026	Force Arrest/Detention CUBO BWC		Internal Affairs	In Progress	3/18/2027
IA2026-011	9/19/2025	12/30/2025	CUBO Arrest/Detention		Internal Affairs	In Progress	12/30/2026
OIPA2026-005	3/19/2026	3/20/2026	Bias Based Policing Policy/Procedure	OIPA Intake Memo #26-12	OIPA	In Progress	3/20/2027

# BART Watch - 2026

	Jan	Feb	Mar	Apr	May	Jun	Jul	Aug	Sep	Oct	Nov	Dec	YTD
Crime in Progress	22	20	18										60
Disruptive Behavior	351	311	444										1106
Smoking or Drug Use	209	203	263										675
Human Trafficking	1	4	1										6
Illegally Parked Vehicle	14	7	4										25
Aggressive Panhandling	19	29	16										64
Report a Crime Tip	18	13	19										50
Robbery / Theft	22	19	20										61
Sexual Assault / Lewd Behavior	16	8	12										36
Suspicious Activity	48	57	71										176
Unattended Bag or Package	25	17	22										64
Unsecure Door	14	16	16										46
Vandalism	28	22	32										82
Welfare Check	193	179	158										530
Unwanted Sexual Harassment	7	1	3										11
Call Button	46	48	38										132
<b>Total</b>	<b>1033</b>	<b>954</b>	<b>1137</b>	<b>0</b>	<b>0</b>	<b>0</b>	<b>0</b>	<b>0</b>	<b>0</b>	<b>0</b>	<b>0</b>	<b>0</b>	<b>2992</b>
Text-a-Tip	345	298	347										990
BART Watch App Installs	641	456	528										1625

Lifetime Downloads: 103,928