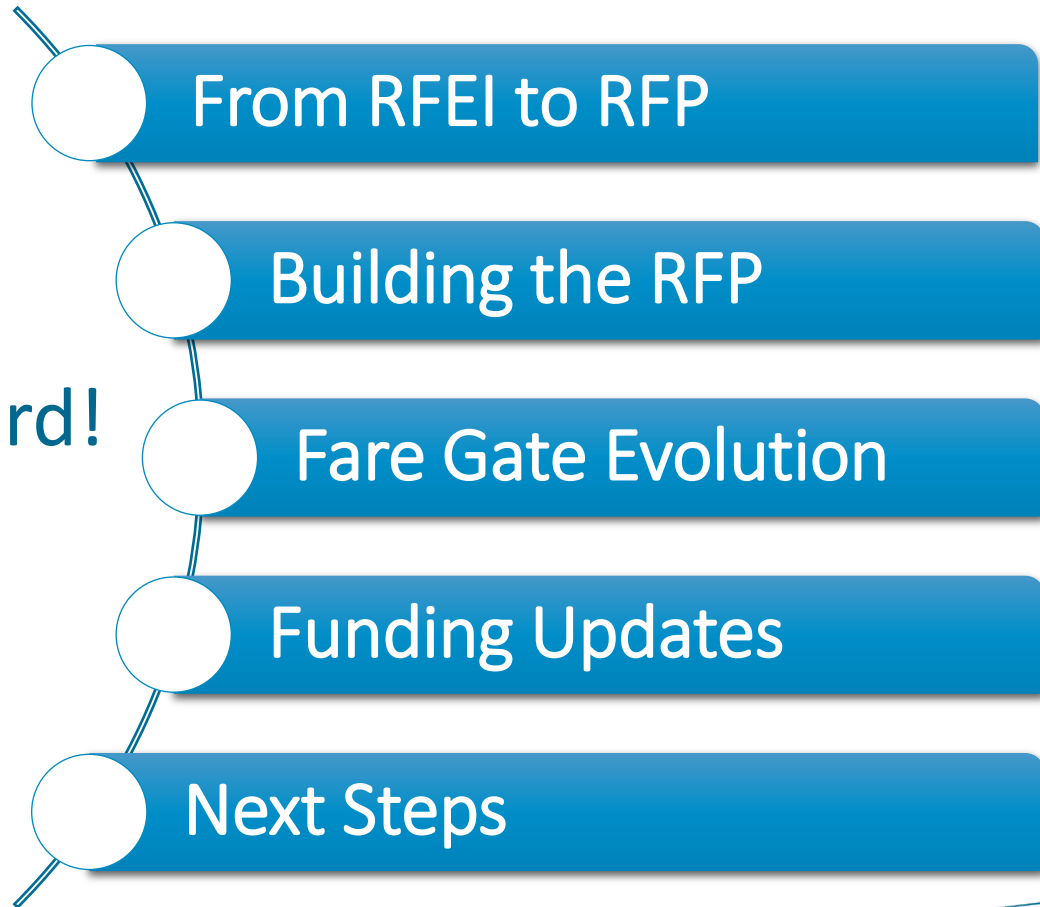


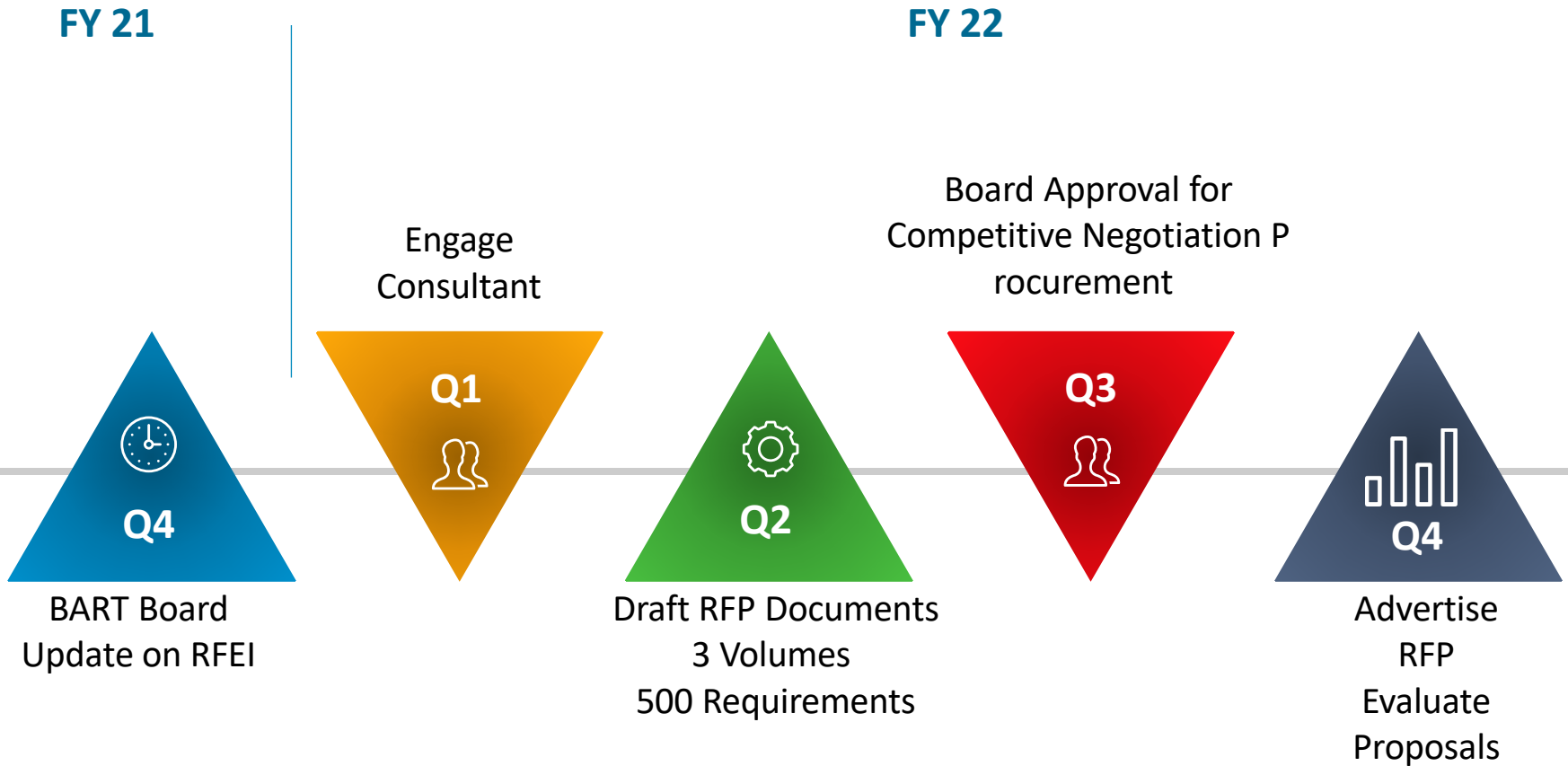
Next Generation Fare Gates Update

Agenda

Swinging Forward!



Evolution of the RFP



RFP Workshops

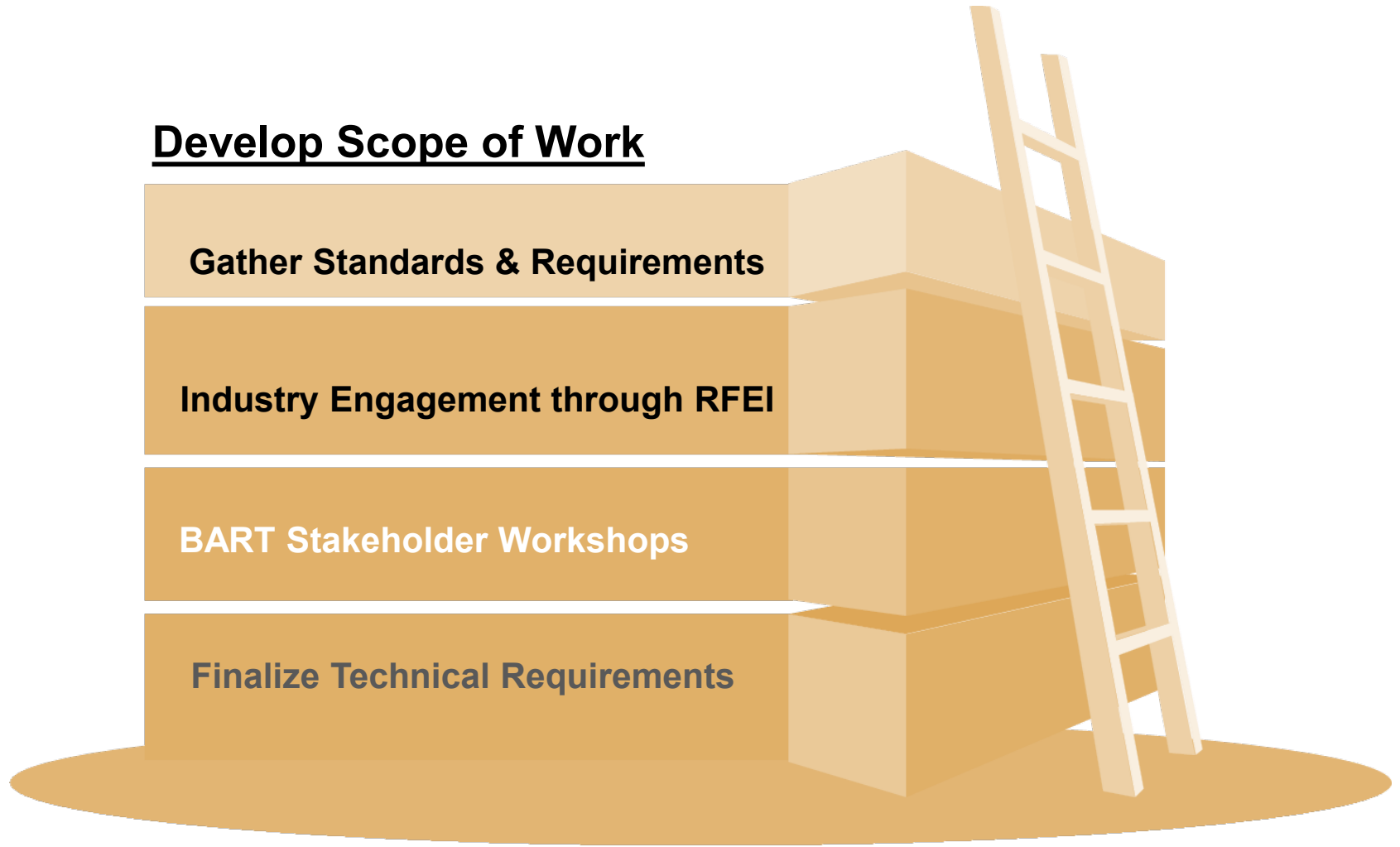
Develop Scope of Work

Gather Standards & Requirements

Industry Engagement through RFEI

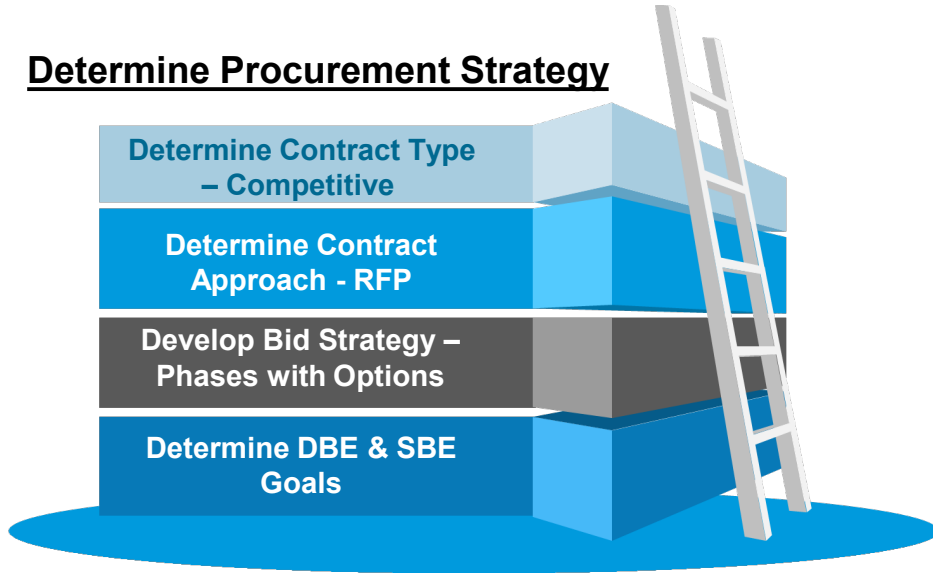
BART Stakeholder Workshops

Finalize Technical Requirements

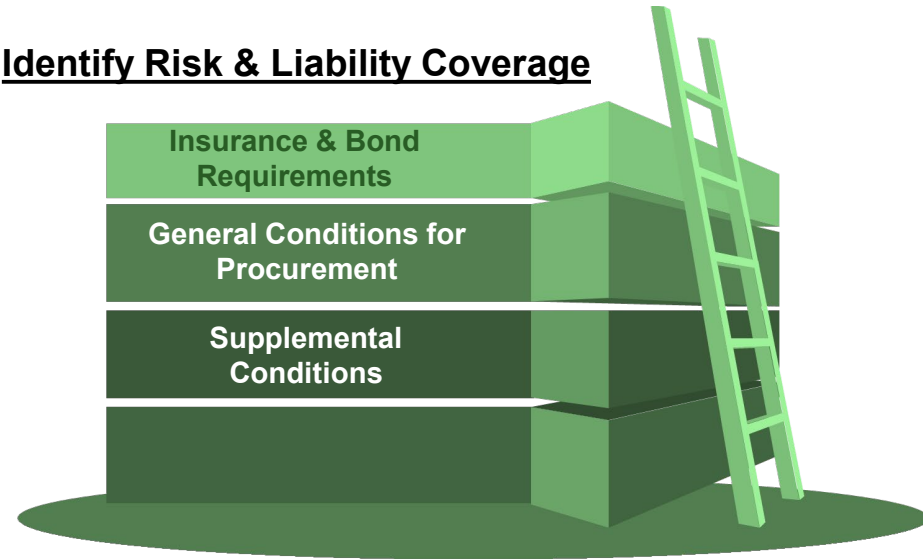


RFP Building Blocks

Determine Procurement Strategy



Identify Risk & Liability Coverage



BART's Commitment to DBEs

- Reviewed scope of work to identify opportunities for working with DBEs
- Identify appropriate North American Industry Classification System (NAICS) codes for contracting plan
- Outreach

Evaluate > 200 NAICS Codes



The RFP

1 Volume

- Invitation to proposer
- Evaluation criteria
- Supplementary conditions

2 Volume

- Scope of Work
- Technical Specifications

3 Volume

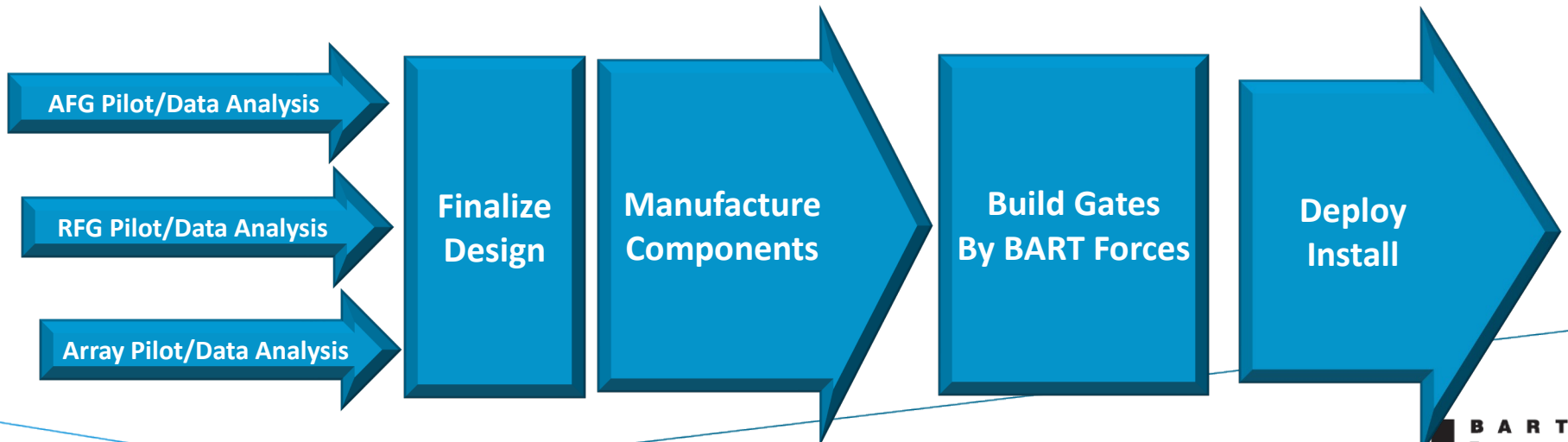
- Exhibits
- Reference documents
- Drawings

Hybrid Approach

Vendor Supplied Off the Shelf Gate Path (from June 2021)




BART Designed Gate Path



FARE GATE EVOLUTION

Cinch Mod



Pneumatic AFG




Double Stack Barriers



Popup Barrier



Dual Swing Barrier AFG



Advanced Software Controls




Single Swing Barrier AFG

Leaf Evolution



Lock Evolution

Original Bolt Lock



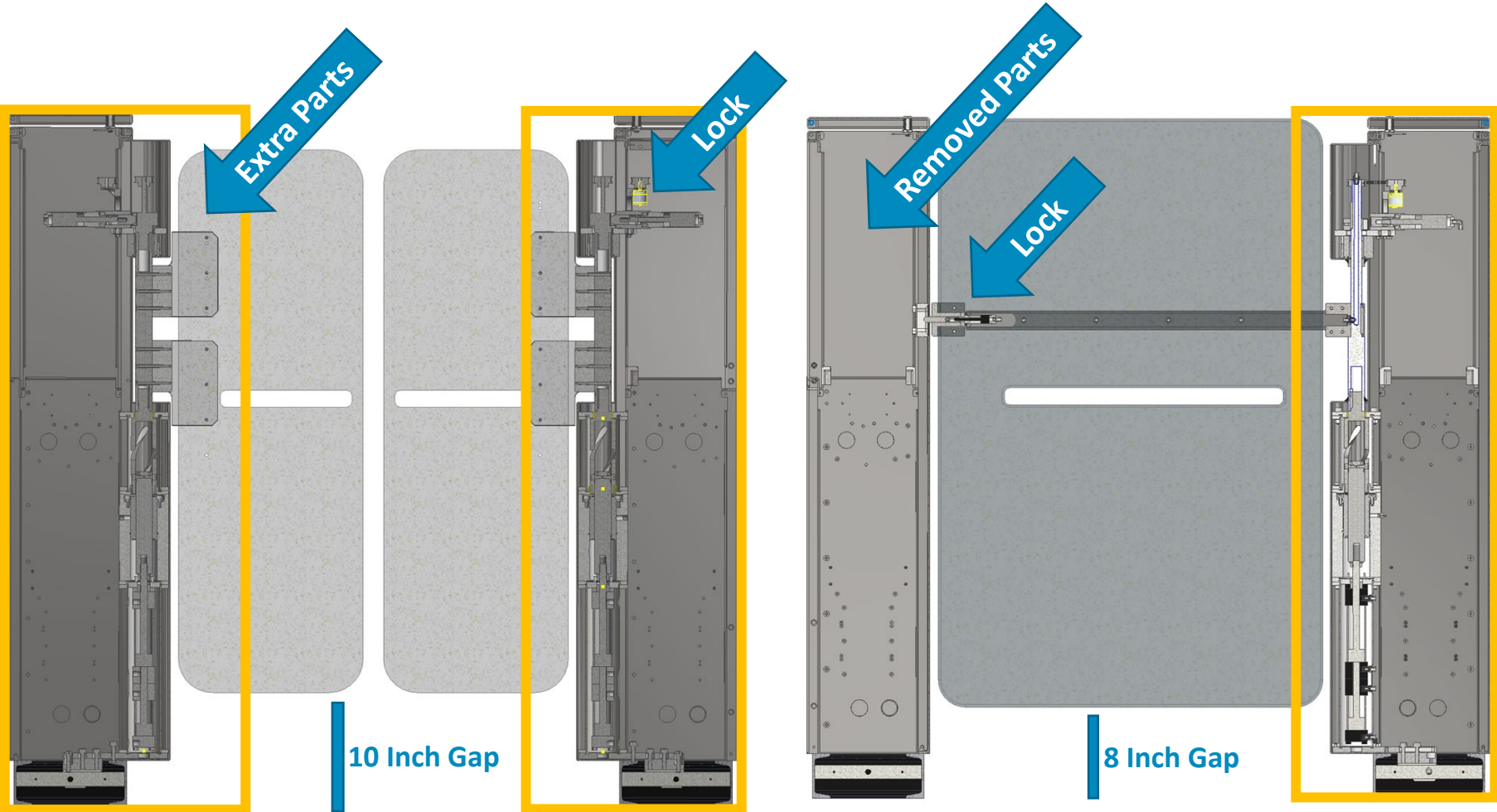
New Lock



Innovative Leaf Lock




Double Barrier to Single Barrier Evolution



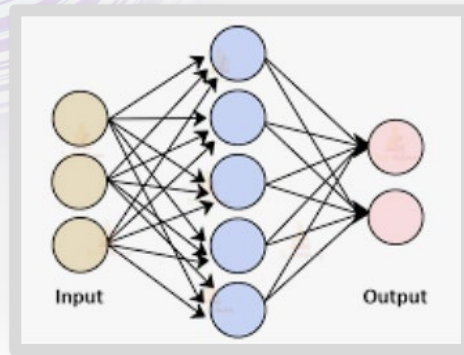
Software Evolution

Faregate Controller



Fare Gate Software Optimized:

- Soft Landing
- Barrier Positioning
- Increased Barrier Speed

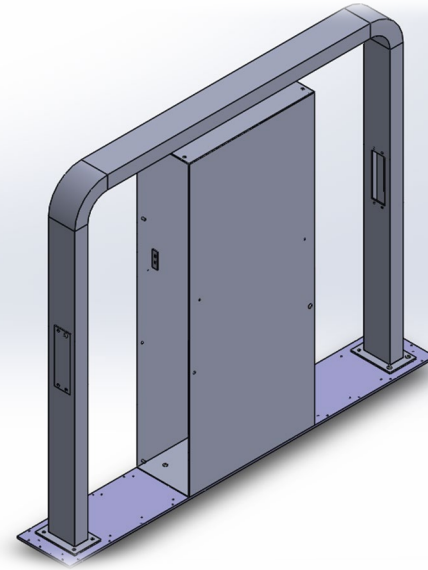


Neural Network

Console Mate Evolution



Modified Vendor Dummy Console



Internal Console Mate

Combatted Supply Chain Issue and Saved Money!!!

Paper Ticket to Clipper



No Ticket = Thinner Console

New Embarcadero Fare Gate

● Speeds Up Transfer to Muni

● Improves Accessibility

● Reduces Fare Evasion



Chris Panglinan
@cap_transport

A fare gate at the Embarcadero platform has been #1 on my wish list since I first lived here in 2006, and it's here! Transfer time between Muni and BART for elevator users has been cut from 5 min to 1 min. That's the equivalent of living 1-2 stops closer to work. Bravo 🍪 @SFBART



12:31 PM · Feb 8, 2022 · Twitter Web App

3 Retweets 2 Quote Tweets 47 Likes



Platform Elevator Enclosure Accessible Gates



Concourse Accessible Gates



CONCORD (Completed Oct 2020)



ROCKRIDGE ARRAY 1 (Completed Aug 2021)



COLISEUM (Completed Aug 2020)

Fare Gates Completed and Planned



Completed Enclosure and Elevator AFG Installation

- Coliseum
- Concord
- Montgomery
- **Bay Fair**
- **Balboa Park**
- **Embarcadero**



Completed Array Retrofit

- **Rockridge - Array #1**

Full Hardened Testing

- Rockridge



Planned Enclosure and Elevator AFG Installation

- El Cerrito
- Rockridge
- Walnut Creek
- North Berkeley
- Civic Center
- Orinda
- Powell

Funding

Funding Forecast

PROJECT TIMELINE



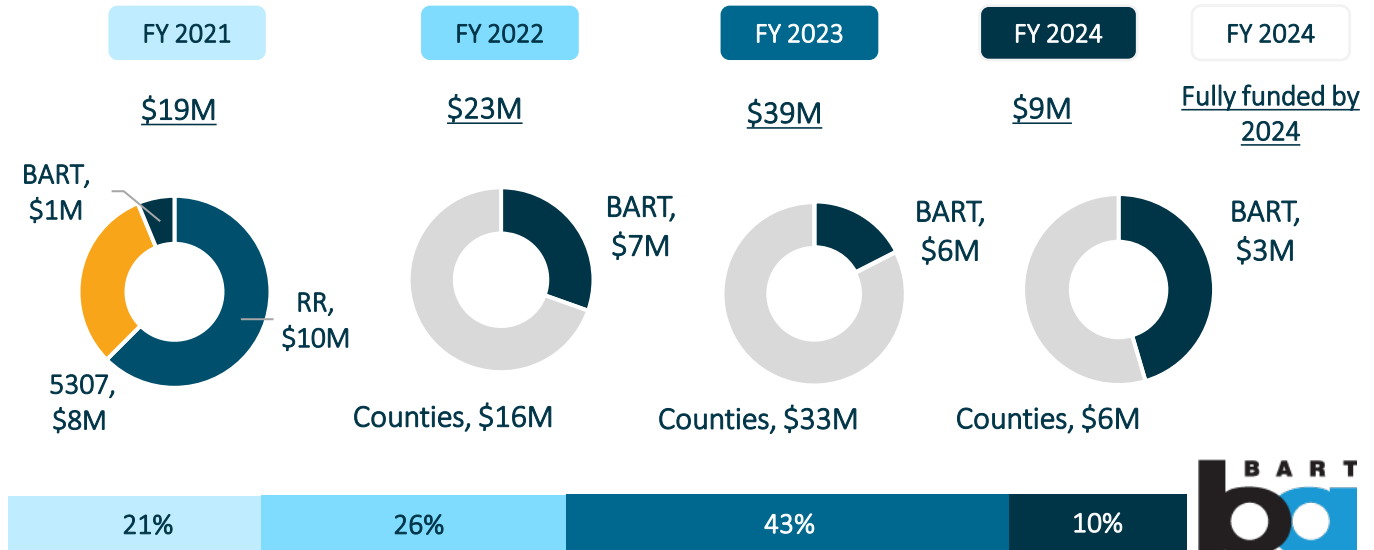
FUNDING TIMELINE



total amount of funding in \$

% and \$ breakdown by funding source

% of \$90m, by year



Target Funding Plan

Next Generation Fare Gates Systemwide = \$90M

County/Segment	Total # of Fare Gates	% of Total	Total Cost (\$M)	Estimated County Contribution (\$M)	Estimated BART Contribution (\$M)
Alameda	277	39%	34.9	19.6	15.3
Contra Costa	117	16%	14.7	7.4	7.4
San Francisco (incl. SFO)	199	28%	25.0	12.5	12.5
San Mateo	82	11%	10.3	10.3	-
Santa Clara	40	6%	5.0	5.0	-
Total	715		\$ 90.0	\$ 54.8	\$ 35.2

Secured Funding – \$47.2 million

BART

Source	Amount (\$M)	Notes
FTA Section 5307/5337	18.0	MTC - administered TCP Program
FY22 Federal Appropriations Earmark	2.0	Member Request Senator Feinstein
Affordable Housing & Sustainable Communities	4.5	Awarded February 2022
Measure RR	10.0	Access Program Funds
Capital Allocations/Other Grants	7.2	Future Year Funds
Total	41.7	

County

Source	Amount (\$M)	Notes
Subregional Transportation Mitigation Program	0.5	WCCTAC-Administered Program
Santa Clara VTA	5.0	SVRT O&M Agreement
Total	5.5	

- Funding ahead of schedule – had forecast to secure \$42M by end of FY22
- Since prior update, secured:
 - \$2M earmark in FY22 Federal Appropriations bill
 - \$4.5M across four AHSC grants

Pending Funding – \$13.4M

Pending - Notice of Award/Approval Pending

Source	Amount (\$M)	Notes
State Transportation Improvement Program	2.0	Pending CTC approval March 16-17
FY23 State Budget Request	7.9	4 Member Budget Requests submitted March
CCTA Measure J	3.5	Pending CCTA approval
Total	13.4	

- Submitted NGFG for additional funding opportunities, including:
 - \$2M STIP funds for Contra Costa County
 - \$7.9M across four FY23 State Budget requests to State Legislative Members
 - \$3.5M CCTA Measure J funds
- Will continue to pursue funding opportunities as they arise

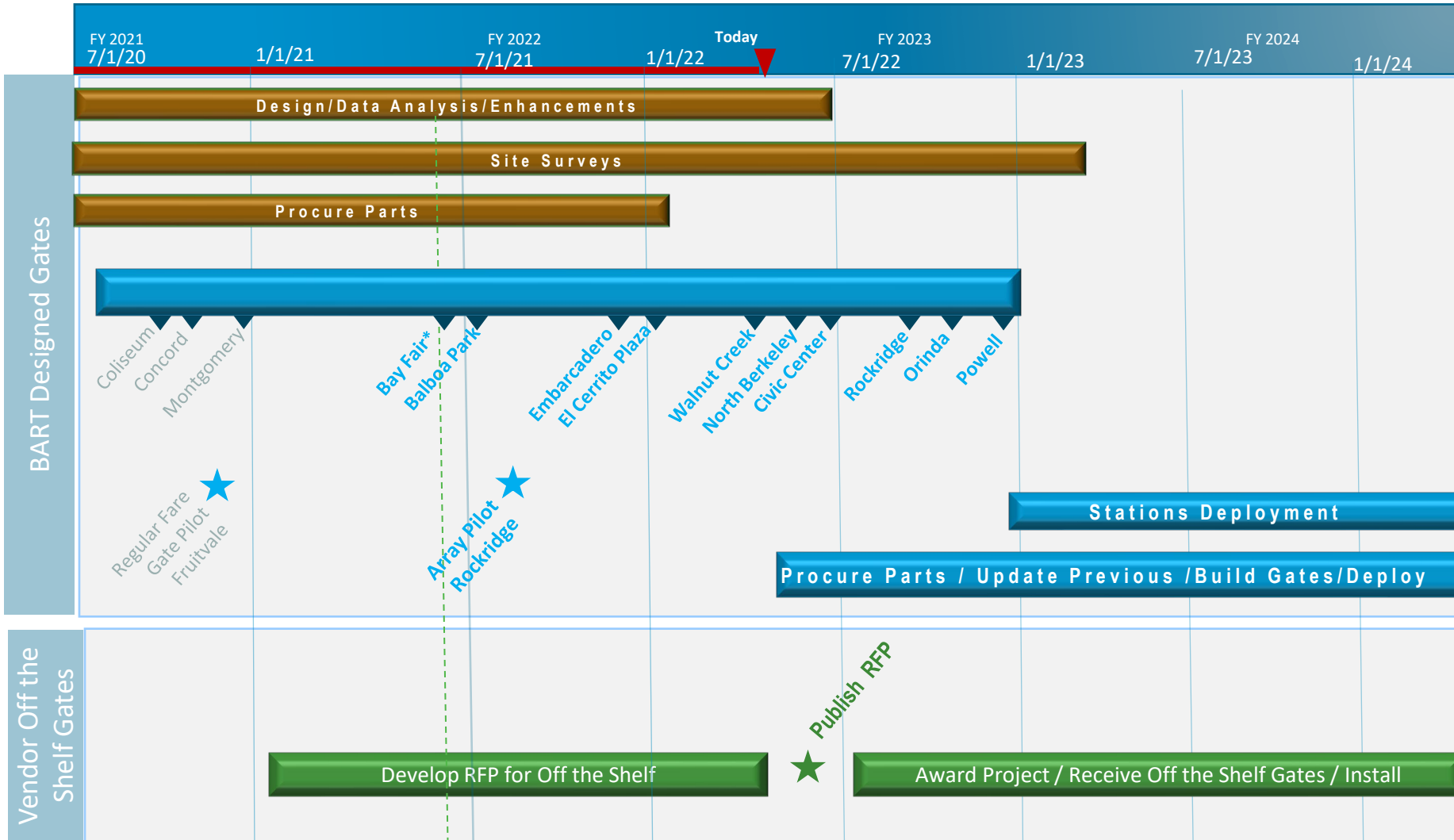
Planned & Identified Sources – \$43.8M

BART District Counties

Source	Amount (\$M)	Notes
Alameda County		
Measure BB	19.6	Subject to ACTC Approval
Total - Alameda County	19.6	
Contra Costa County		
OBAG3/Future Sales Tax Measure	1.4	Subject to CCTA approval
Total - Contra Costa County	1.4	
San Francisco County		
New Transportation Sales Tax Measure	12.5	SFCTA Bd approved Exp Plan 3/8; 11/22 ballot
Total - San Francisco County	12.5	
Total - Three BART District Counties	33.5	
San Mateo County - Measure W	10.3	Call for projects deferred to time TBD
Total - San Mateo County	10.3	
Total Counties	43.8	

- Discussions continuing to advance with three BART county CTAs regarding balance of funding for county share

Project 2 Year Look Ahead



Thank You!



Thank you

