

# BART Police Internal Affairs

# 2024

This report contains statistical data compiled by the BART Police Office of Internal Affairs, addressing the number and nature of misconduct allegations resulting from Complaints and Administrative Investigations. Additionally, the report enumerates use of force statistics.

## Annual Report

## Internal Affairs Overview

The BART Police Office of Internal Affairs received 119 complaints regarding police conduct during 2024.

- Of the 119 complaints, 108 were reported and investigated as Formal Complaints.
- An additional two inquiries were received by Internal Affairs. One was addressed through an Administrative Closure and the other was closed as an Inquiry.
- Of the 119 complaints, there were a total of 321 allegations. Sixteen cases were closed through Administrative Closure which did not receive an allegation. Five cases have been tolled, and two remain under investigation through OIPA.

There were 11 Administrative Investigations initiated by the Office of Internal Affairs.

Total Incidents:

Incident Type	Count	Percent of Total
Formal Complaints	108	90.76%
Informal Complaints	0	0.00%
Administrative Investigations	11	9.24%
<b>TOTAL</b>	<b>119</b>	<b>100%</b>

The 108 Formal Complaints contained allegations against 91 officers. Of these officers, 35 were named in more than one complaint.

Complaints received by individual officers:

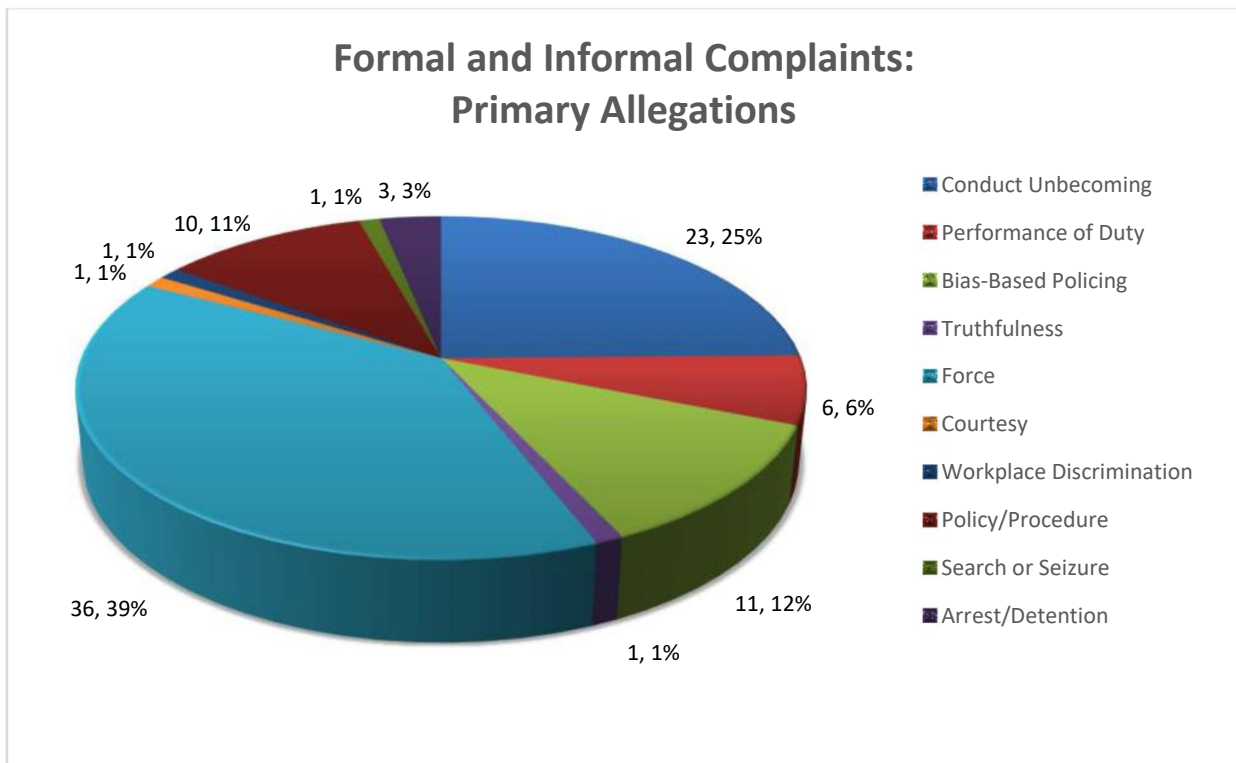
Complaints per Officer	Number of Officers
5 Complaints	1
4 Complaints	8
3 Complaints	5
2 Complaints	21
1 Complaints	56

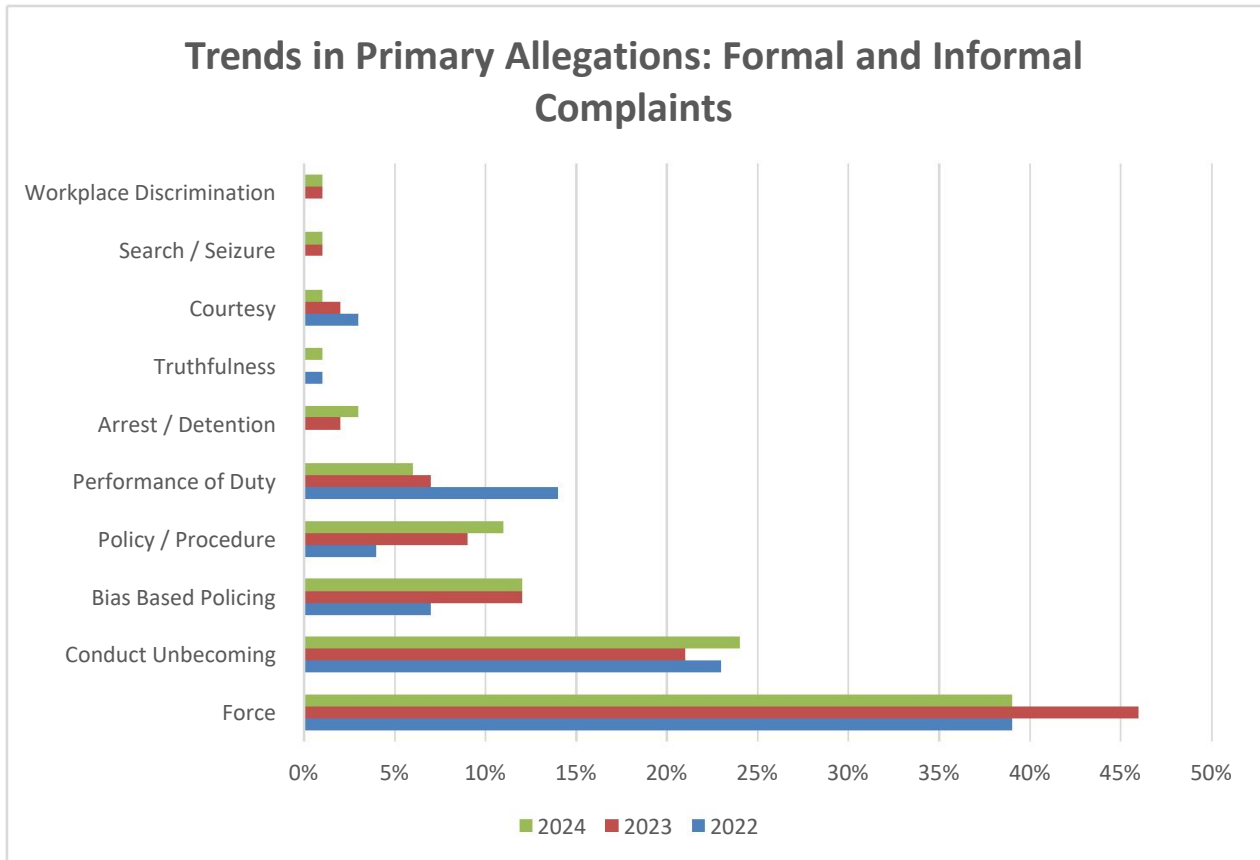
**Allegations for Formal and Informal Complaints:**

Each incident is categorized by a primary allegation which is considered to be the most serious and/or significant allegation made against the officer. Sustained allegations are considered to be the primary allegation over non-sustained allegations.

The following data quantifies the primary allegations in 2024:

Allegation Classification *Listed in Descending Order by Count	Number of Incidents
Force	36
Conduct Unbecoming	23
Bias-Based Policing	11
Policy/Procedure	10
Performance of Duty	6
Arrest/Detention	3
Truthfulness	1
Courtesy	1
Search or Seizure	1
Workplace Discrimination	1
<b>Total Incidents</b>	<b>93</b>



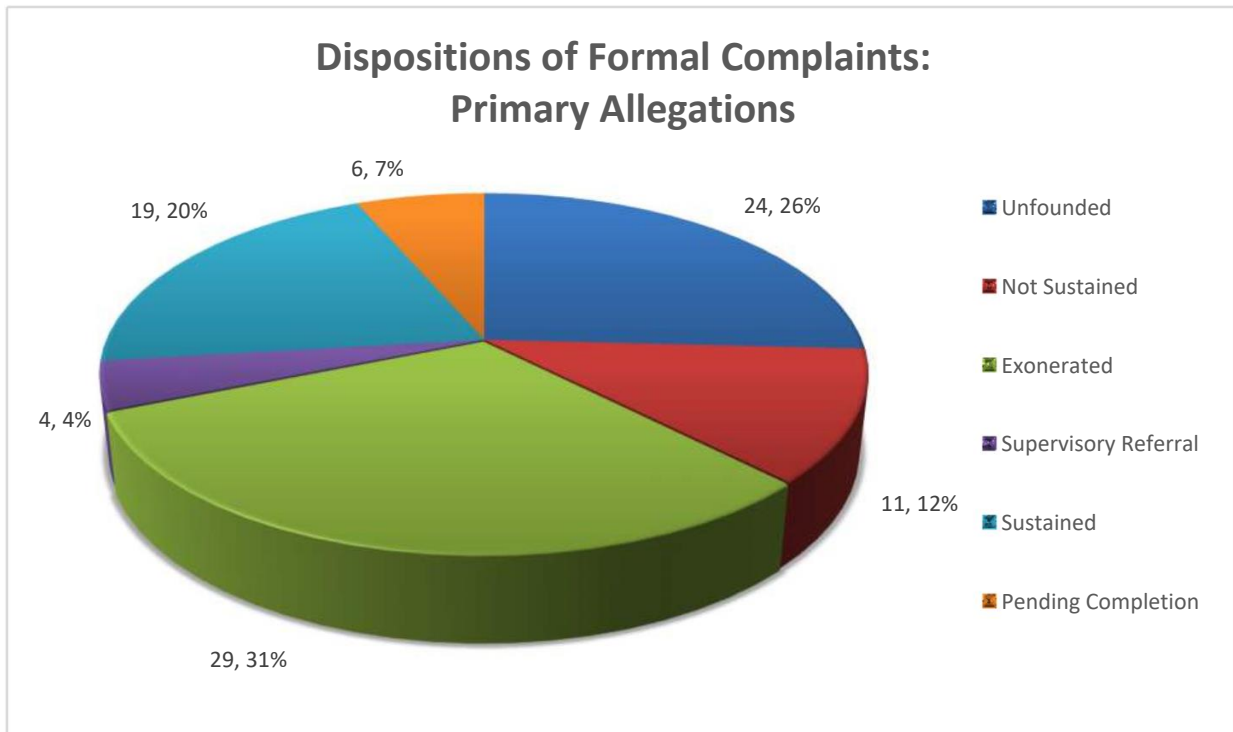


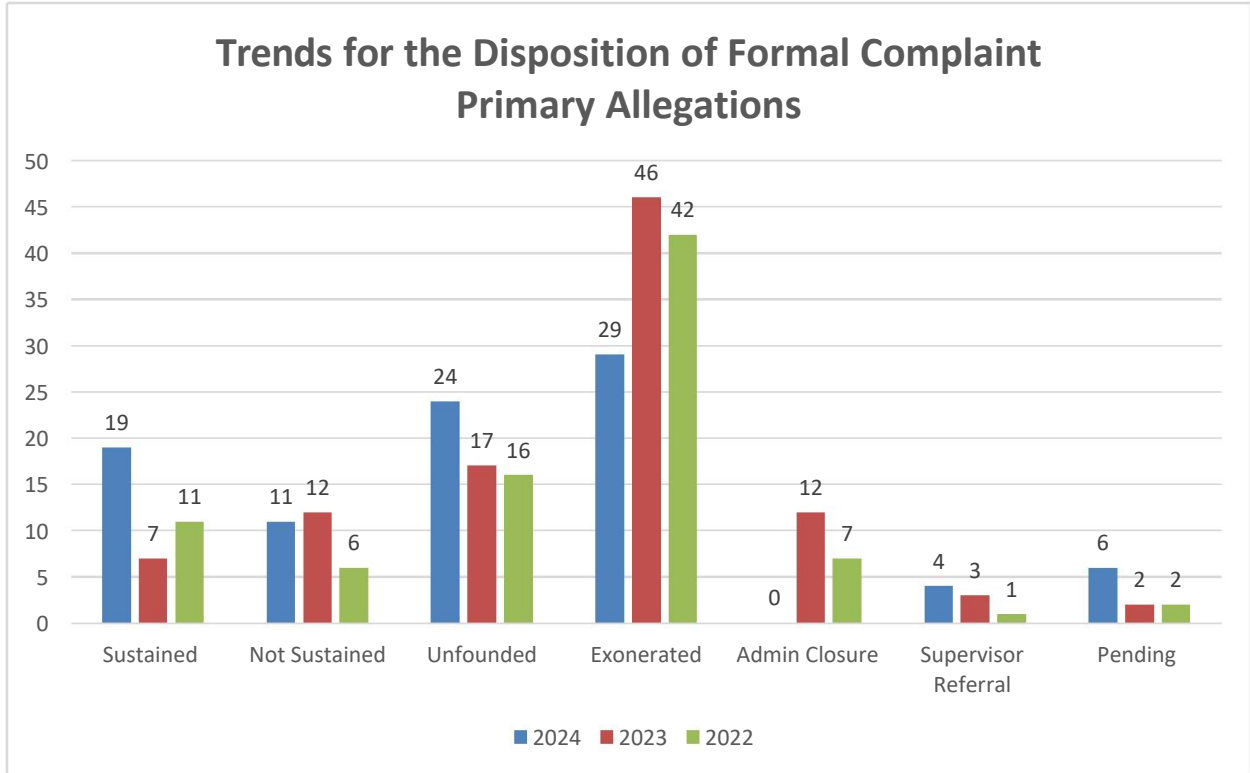
\*The data in this trending chart is gathered from information reported in previous years.

**Dispositions of Formal Complaint Primary Allegations:**

Dispositions are captured as the most significant “allegation” based on the hierarchy chart.

Allegation Classification	Sustained	Not Sustained	Exonerated	Unfounded	Administrative Closure	Supervisory Referral	Pending/Active	Service Review	Total
Arrest/Detention			1	2					3
Bias-Based Policing				11					11
Conduct Unbecoming	8	8		4		3			23
Force	1	1	26	4			4		36
Performance of Duty	1		2	1			2		6
Policy/Procedure	7			2		1			10
Truthfulness	1								1
Courtesy	1								1
Search or Seizure		1							1
Workplace Discrimination		1							1
<b>Total</b>	<b>19</b>	<b>11</b>	<b>29</b>	<b>24</b>		<b>4</b>	<b>6</b>		<b>93</b>





\*The data in this trending chart is gathered from information reported in previous years.

Beginning with cases for 2024, administrative closures were closed according to Policy 1020.1.1(i): Allegations that are received and documented; however the Chief of Police or his/her designee determines, based on a preliminary investigation, that further investigation is not warranted. Under these circumstances, the complaint will be Administratively Closed and documented in a summary memorandum to the case file. Employees will be documented as witnesses only, not as subjects to the complaint.

Dispositions of Inclusive Allegations from Formal Complaints:

\*Some incidents may contain more than one allegation for each officer.

<b>Allegation Classifications</b>	<b>Finding</b>	<b>Count</b>
<b>Arrest/Detention</b>	Not Sustained	3
	Exonerated	17
	Unfounded	8
	<b>Total</b>	<b>28</b>
<b>Bias-Based Policing</b>	Not Sustained	3
	Exonerated	7
	Unfounded	24
	<b>Total</b>	<b>34</b>
<b>Conduct Unbecoming</b>	Sustained	10
	Not Sustained	10
	Exonerated	6
	Unfounded	21
	Supervisory Referral	3
	Pending/Active	3
	<b>Total</b>	<b>53</b>
<b>Force</b>	Sustained	1
	Not Sustained	3
	Exonerated	84
	Unfounded	4
	Pending/Active	5
<b>Total</b>	<b>97</b>	
<b>Performance of Duty</b>	Sustained	3
	Not Sustained	1
	Exonerated	2
	Unfounded	4
	Pending/Active	2
<b>Total</b>	<b>12</b>	
<b>Truthfulness</b>	Sustained	1
	<b>Total</b>	<b>1</b>

Dispositions of Inclusive Allegations from Formal Complaints:

\*Some incidents may contain more than one allegation for each officer.

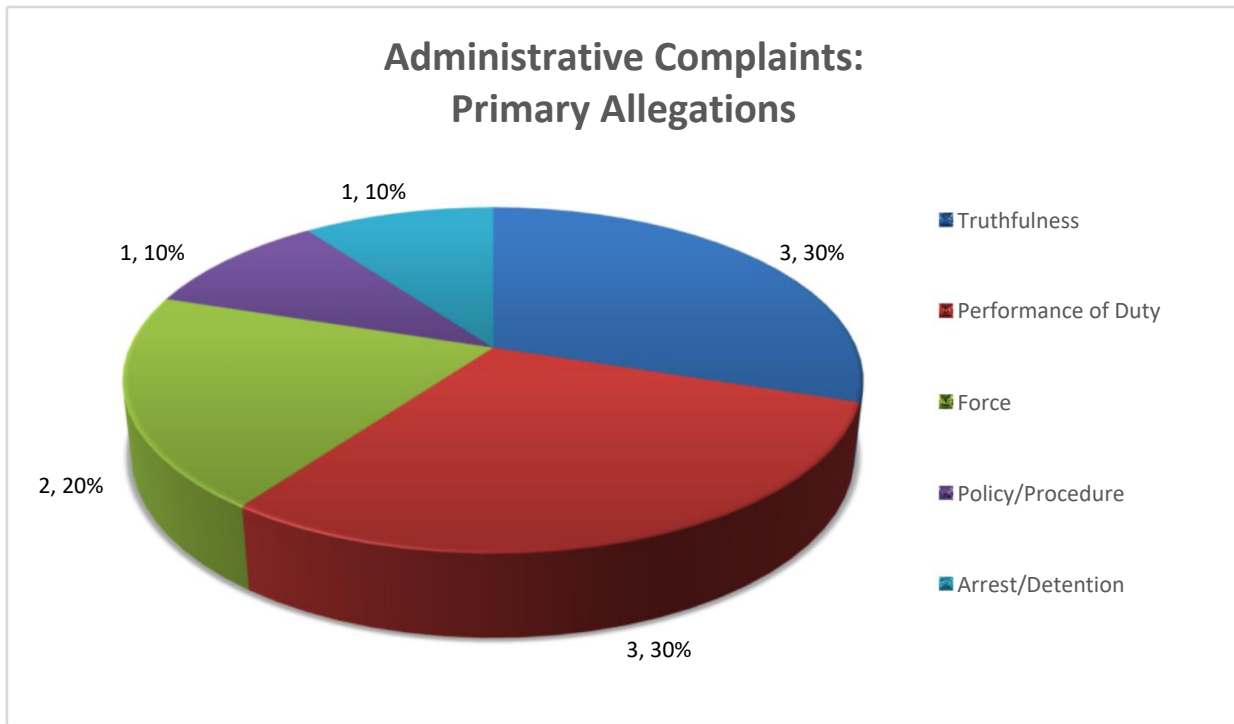
<b>Allegation Classifications</b>	<b>Finding</b>	<b>Count</b>
<b>Policy/Procedure</b>	Sustained	9
	Not Sustained	1
	Exonerated	14
	Unfounded	10
	Supervisory Referral	1
	Pending/Active	5
	<b>Total</b>	<b>40</b>
<b>Courtesy</b>	Sustained	1
	<b>Total</b>	<b>1</b>
<b>Search or Seizure</b>	Not Sustained	1
	Exonerated	2
	<b>Total</b>	<b>3</b>
<b>Workplace Discrimination</b>	Not Sustained	1
	<b>Total</b>	<b>1</b>
<b>Supervision</b>	Exonerated	1
	<b>Total</b>	<b>1</b>

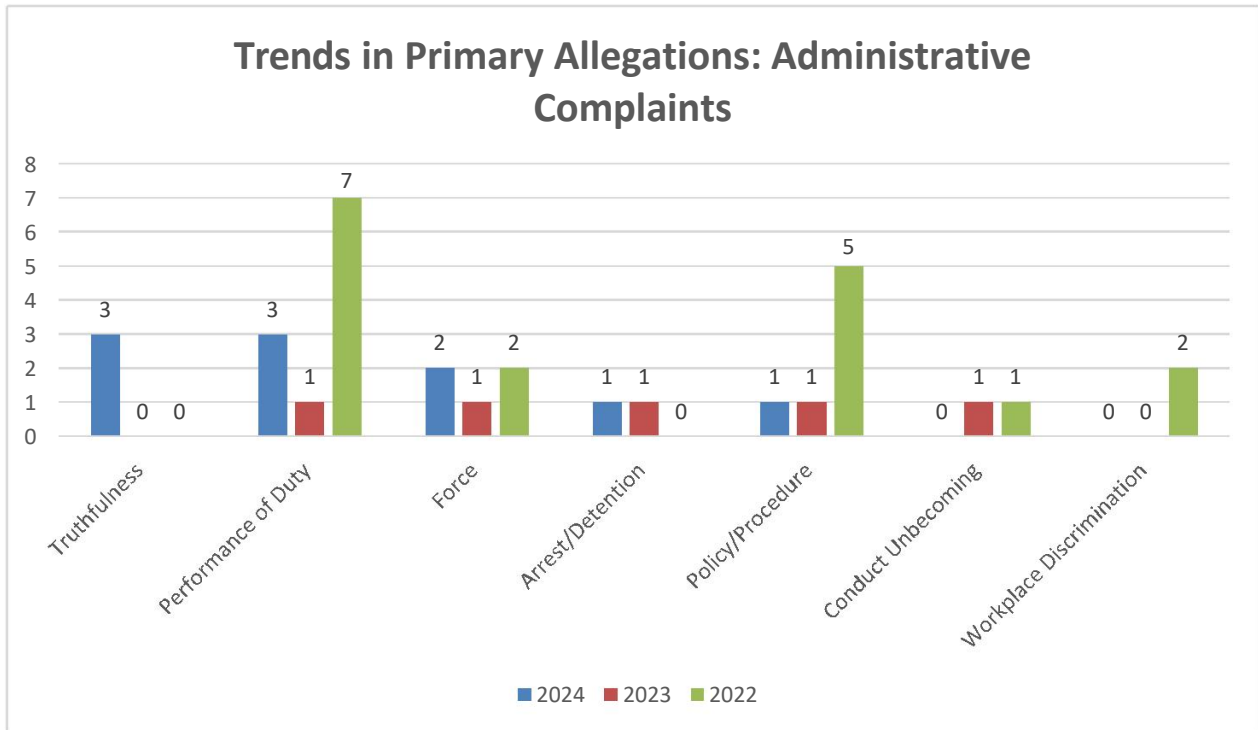
Administrative Investigations:

Each incident is categorized by a primary allegation which is considered to be the most serious and/or significant allegation made against the officer. Sustained allegations are considered to be the primary allegation over non-sustained allegations.

\* Service Review: When a community member/employee raises a concern pertaining to the global practice throughout the Department such as Department policy, procedure and/or tactics.

Allegation Classification *Listed in Descending Order by Count	Number of Incidents
Truthfulness	3
Performance of Duty	3
Force	2
Arrest/Detention	1
Policy/Procedure	1
<b>Total Incidents</b>	<b>10</b>



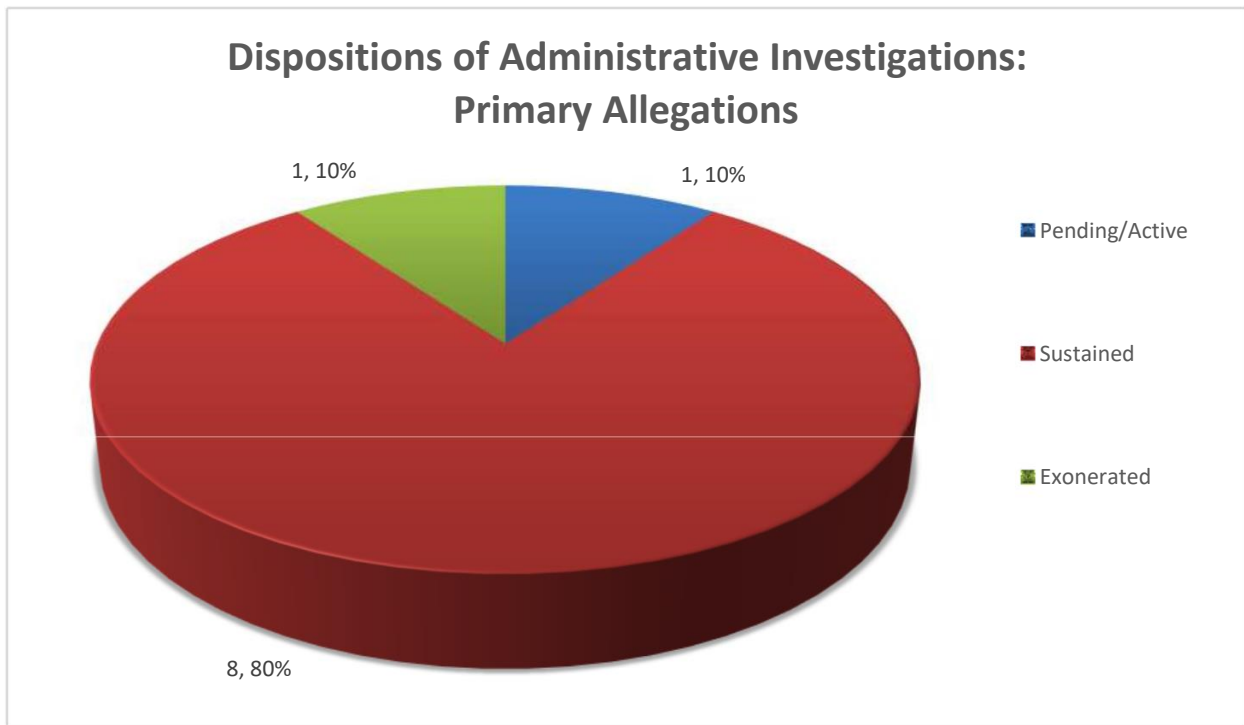


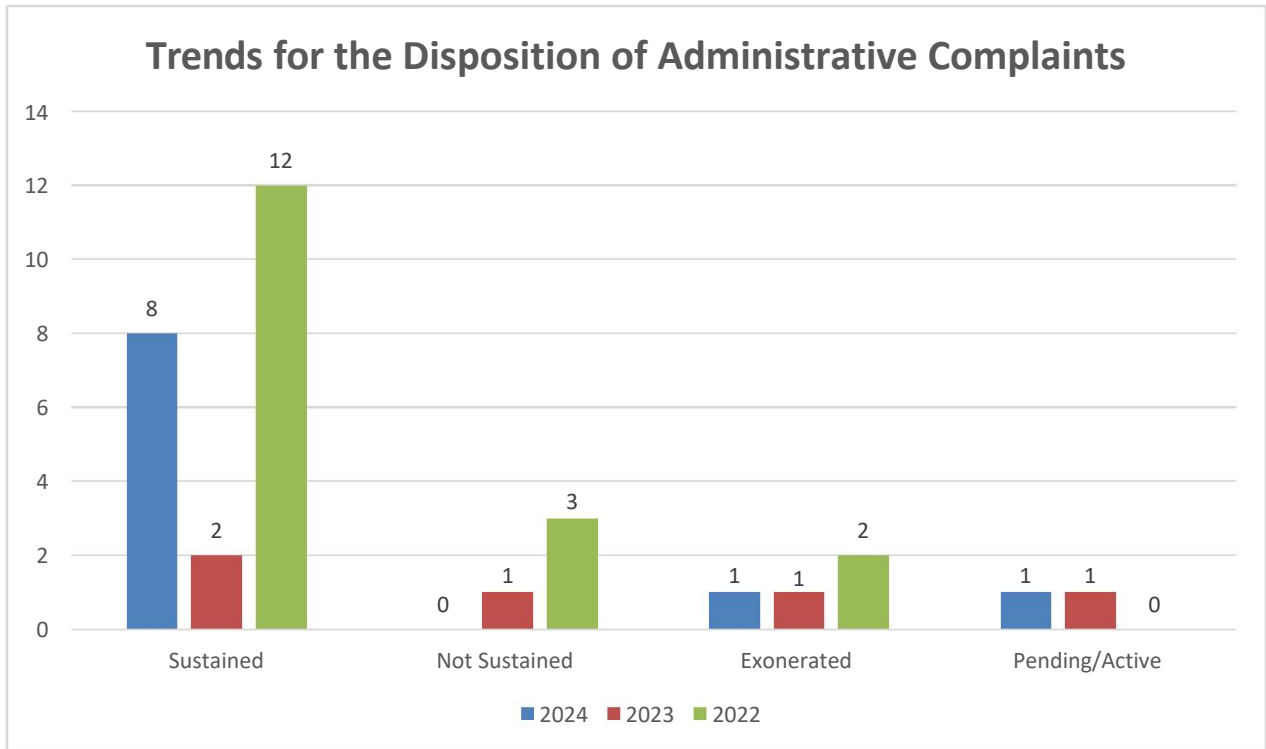
\*The data in this trending chart is gathered from information reported in previous years.

Dispositions of Administrative Allegations:

Dispositions are captured as the most significant “allegation” based on the hierarchy chart.

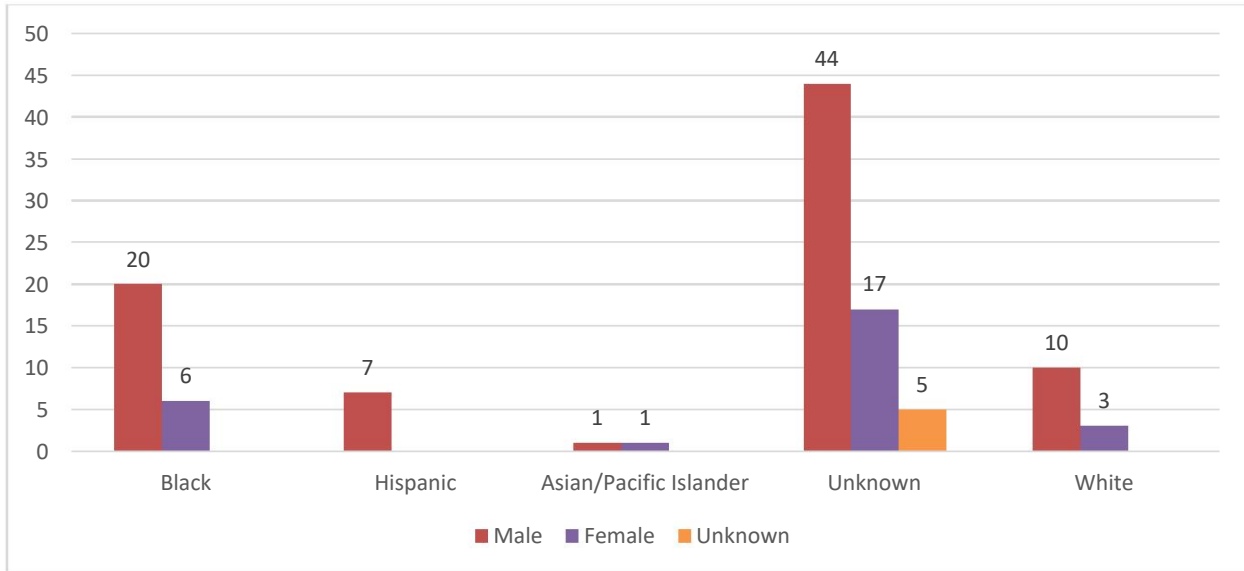
Allegation Classification	Sustained	Exonerated	Pending/Active	Total
Arrest or Detention	1			1
Truthfulness	2		1	3
Force	1	1		2
Performance of Duty	3			3
Policy/Procedure	1			1
<b>Total</b>	<b>8</b>	<b>1</b>	<b>1</b>	<b>10</b>



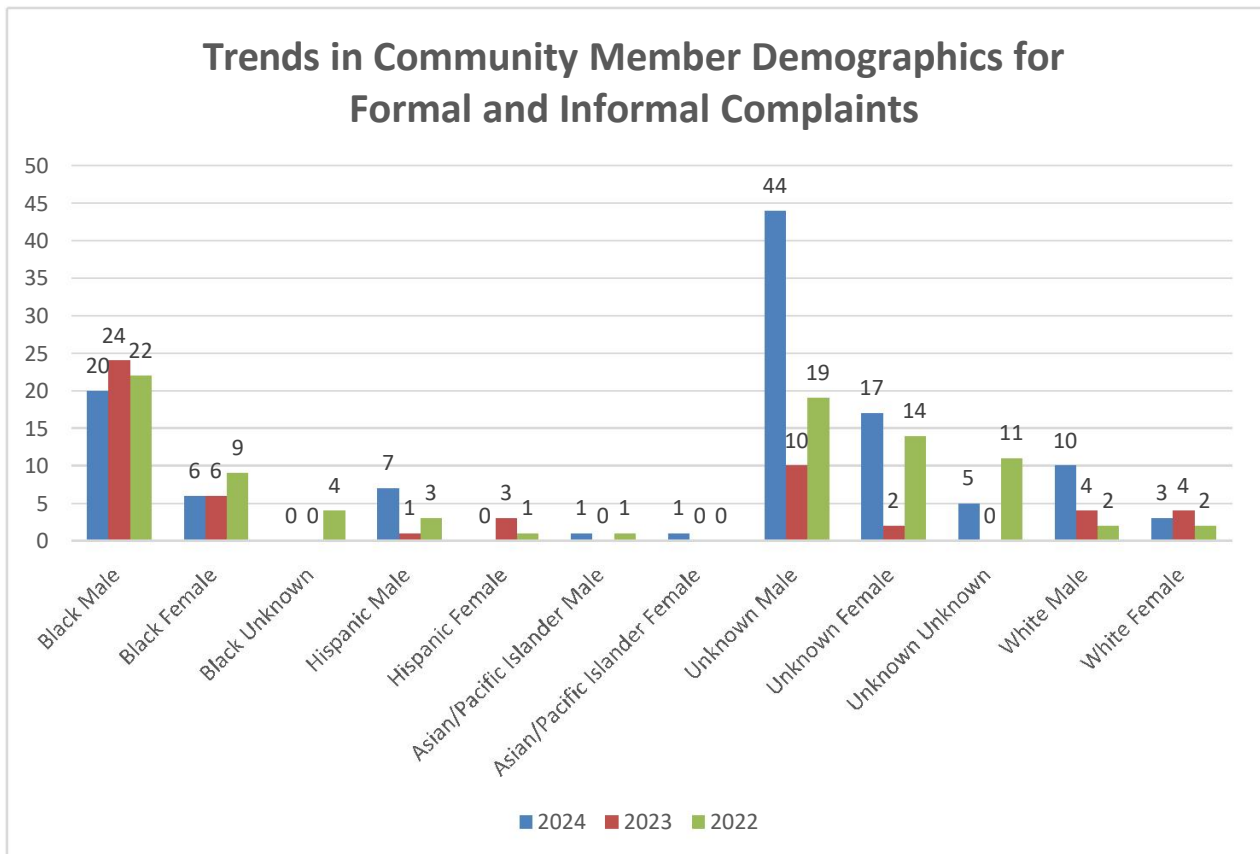


\*The data in this trending chart is gathered from information reported in previous years.

Community Member Demographics for Formal and Informal Complaints:

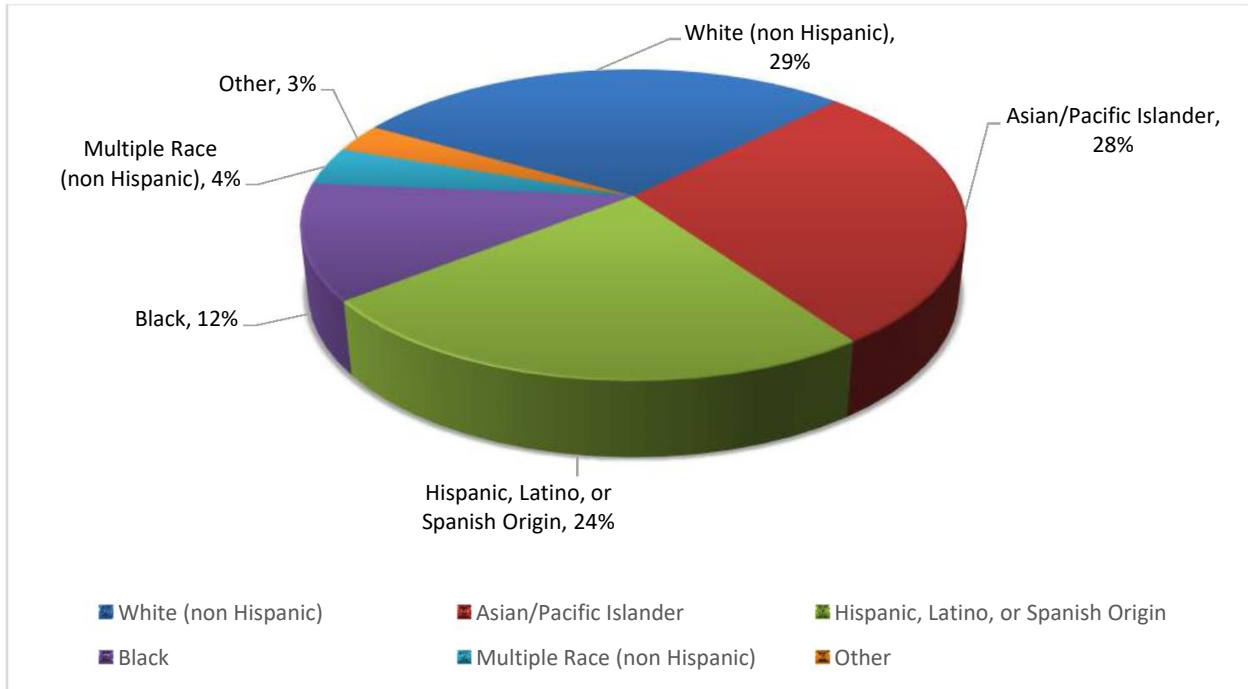


\*Incidents may have more than one complainant per incident



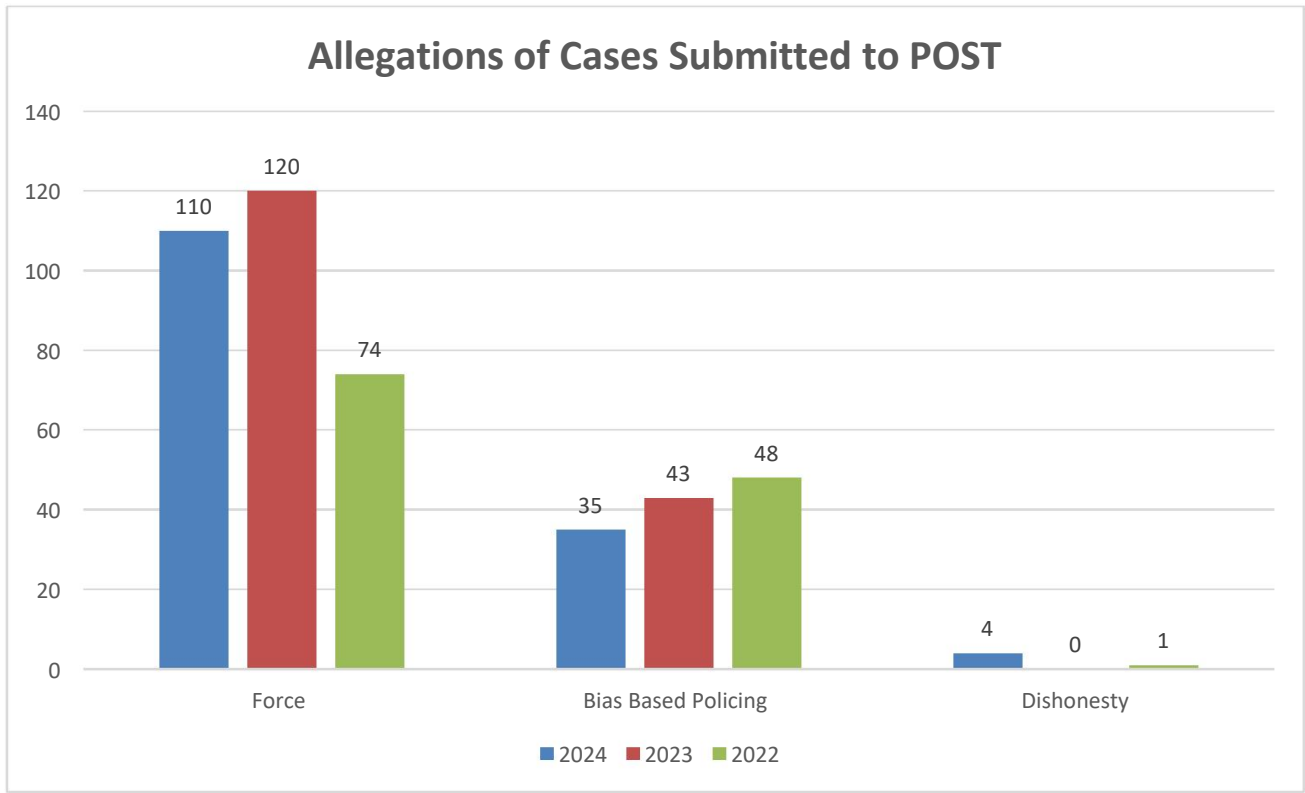
\*The data in this trending chart is gathered from information reported in previous years.

Demographics of BART Ridership:



\*Data taken from 2024 BART Customer Satisfaction Study (survey is updated every two years)

SB 2 / POST / Mark43



\*Cases may have more than one allegation associated with it.

POST requires each case with allegations of serious misconduct and multiple officers to have a separate report submitted for each officer, as each officer is investigated independently.

Serious misconduct is defined by law as:

- Dishonesty, fraud, or falsifying official records
- Perjury or false statements
- Excessive or unreasonable use of force
- Sexual assault or sexual misconduct
- Abuse of authority
- Serious violations of civil rights
- Criminal conduct
- Domestic violence
- Acts involving moral turpitude

POST makes the decision to revoke certification, impose lesser sanctions, or take no action.