

BART Police Internal Affairs

2023

This report contains statistical data compiled by the BART Police Office of Internal Affairs, addressing the number and nature of misconduct allegations resulting from Citizen Complaints and Administrative Investigations. Additionally, the report enumerates use of force statistics.

Annual Report

BART Police Office of Internal Affairs, 2023 Annual Report

Internal Affairs Overview

The BART Police Office of Internal Affairs received 109 complaints from citizens with regards to police conduct during 2023.

- Of the 109 complaints, 100 were reported and investigated as Formal Citizen Complaints.
- An additional 4 complaints were reported as Informal Citizen Complaints and were addressed through Supervisory Referrals.
- Of the 109 complaints, there were a total of 307 allegations.

There were 5 Administrative Investigations initiated by the Office of Internal Affairs.

Total Incidents:

Incident Type	Count	Percent of Total
Formal Citizen Complaints	100	91.74%
Informal Citizen Complaints	4	3.67%
Administrative Investigations	5	4.59%
TOTAL	109	100%

The 100 Formal Citizen Complaints contained allegations against 101 officers. Of these officers, 44 were named in more than one complaint.

Complaints received by individual officers:

Complaints per Officer	Number of Officers
9 Complaints	1
5 Complaints	2
4 Complaints	2
3 Complaints	7
2 Complaints	32
1 Complaints	57

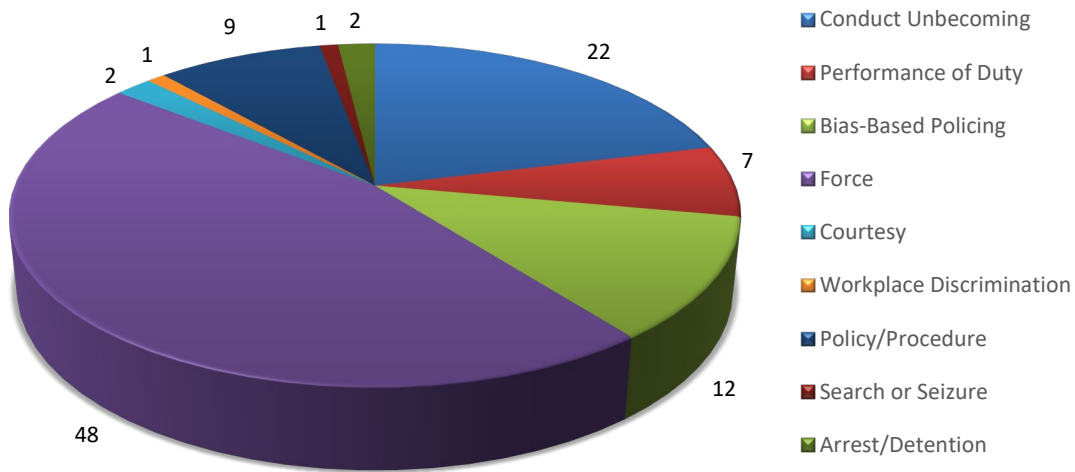
Allegations Made by Citizens:

Each incident is categorized by a primary allegation which is considered to be the most serious and/or significant allegation made against the officer. Sustained allegations are considered to be the primary allegation over non-sustained allegations.

The following data quantifies the primary allegations from citizens in 2023:

Allegation Classification *Listed in Descending Order by Count	Number of Incidents
Force	48
Conduct Unbecoming	22
Bias-Based Policing	12
Policy/Procedure	9
Performance of Duty	7
Arrest/Detention	2
Courtesy	2
Search or Seizure	1
Workplace Discrimination	1
Total Incidents	104

**Formal and Informal Citizen Complaints:
Primary Allegations**

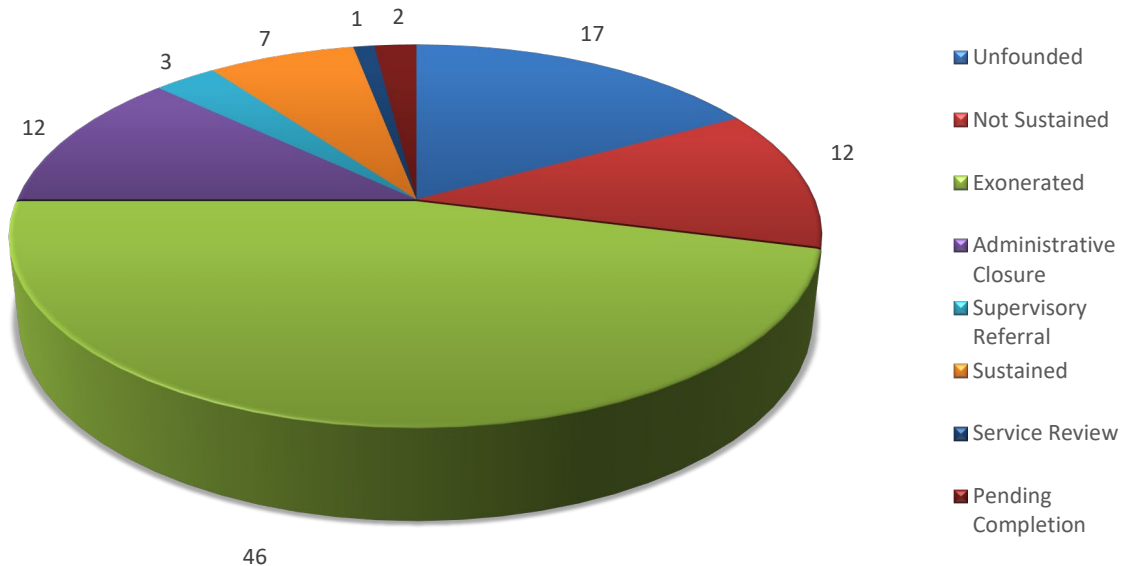


Dispositions of Formal Complaint Primary Allegations:

Dispositions are captured as the most significant “allegation” based on the hierarchy chart.

Allegation Classification	Sustained	Not Sustained	Exonerated	Unfounded	Administrative Closure	Supervisory Referral	Pending/Active	Service Review	Total
Arrest/Detention			2						2
Bias-Based Policing		2		9					11
Conduct Unbecoming	2	7	2	4	4	2	1		22
Force		1	38	3	5		1		48
Performance of Duty	1		2	1	3				7
Policy/Procedure	4	2						1	7
Courtesy						1			1
Search or Seizure			1						1
Workplace Discrimination			1						1
Total	7	12	46	17	12	3	2	1	100

Dispositions of Formal Citizen Complaints: Primary Allegations



Dispositions of Inclusive Allegations from Citizen Complaints:

*Some incidents may contain more than one allegation for each officer.

Allegation Classifications	Finding	Count
Arrest/Detention	Sustained	1
	Not Sustained	1
	Exonerated	29
	Unfounded	1
	Administrative Closure	1
	Pending/Active	1
	Total	34
Bias-Based Policing	Not Sustained	2
	Exonerated	5
	Unfounded	29
	Administrative Closure	1
	Total	37
Conduct Unbecoming	Sustained	2
	Not Sustained	11
	Exonerated	10
	Unfounded	35
	Administrative Closure	6
	Supervisory Referral	2
	Pending/Active	4
	Total	70
Force	Not Sustained	1
	Exonerated	74
	Unfounded	9
	Administrative Closure	5
	Pending/Active	3
	Total	92
Performance of Duty	Sustained	3
	Not Sustained	1
	Exonerated	11
	Unfounded	10
	Administrative Closure	3
	Pending/Active	2
	Total	30

Dispositions of Inclusive Allegations from Citizen Complaints:

*Some incidents may contain more than one allegation for each officer.

Allegation Classifications	Finding	Count
Policy/Procedure	Sustained	10
	Not Sustained	4
	Exonerated	5
	Unfounded	2
	Supervisory Referral	2
	Pending/Active	2
	Service Review	1
	Total	26
Courtesy	Not Sustained	1
	Unfounded	3
	Supervisory Referral	2
	Total	6
Search or Seizure	Exonerated	2
	Unfounded	4
	Total	6
Workplace Discrimination	Exonerated	2
	Total	2
Racial Animus	Not Sustained	1
	Total	1

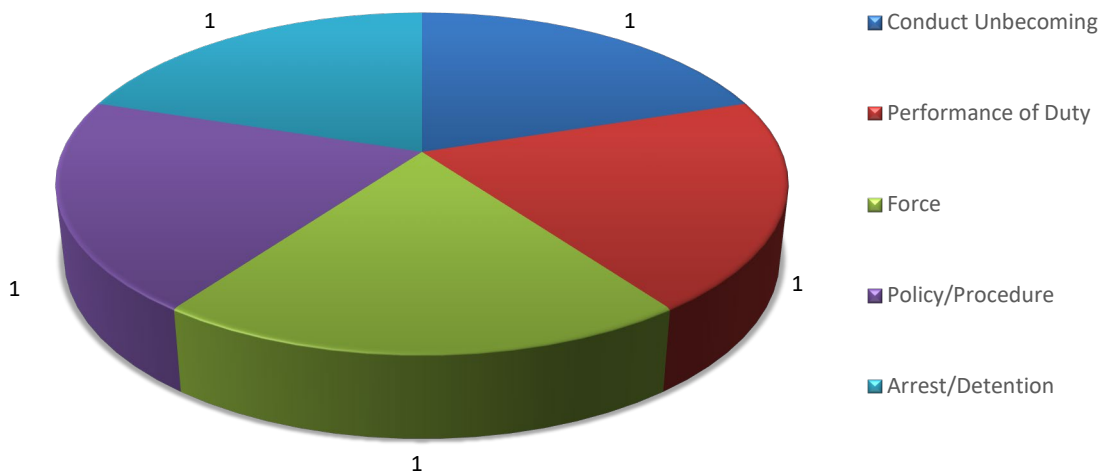
Administrative Investigations:

Each incident is categorized by a primary allegation which is considered to be the most serious and/or significant allegation made against the officer. Sustained allegations are considered to be the primary allegation over non-sustained allegations.

* Service Review: When a citizen/employee raises a concern pertaining to the global practice throughout the Department such as Department policy, procedure and/or tactics.

Allegation Classification *Listed in Descending Order by Count	Number of Incidents
Force	1
Arrest/Detention	1
Performance of Duty	1
Conduct Unbecoming	1
Policy/Procedure	1
Total Incidents	5

Administrative Complaints: Primary Allegations

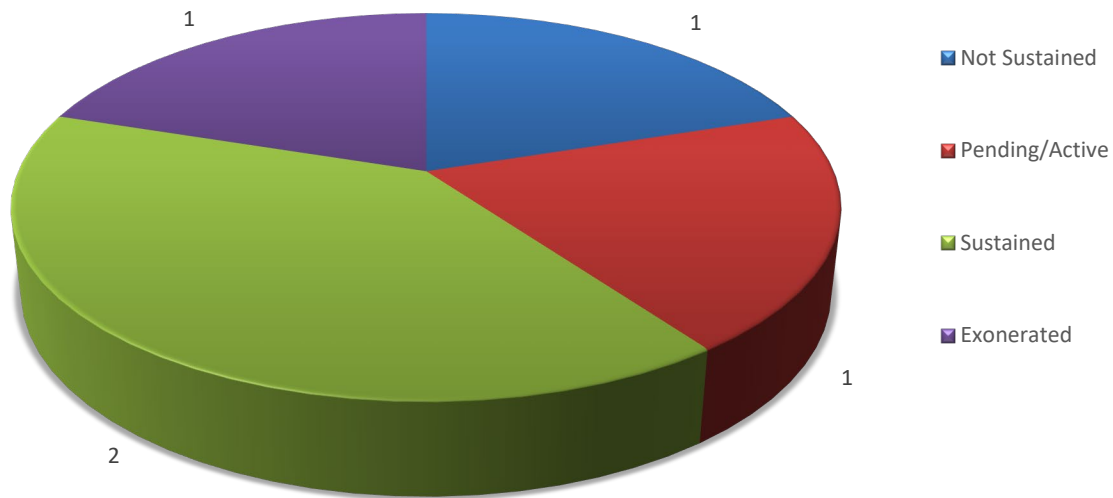


Dispositions of Administrative Allegations:

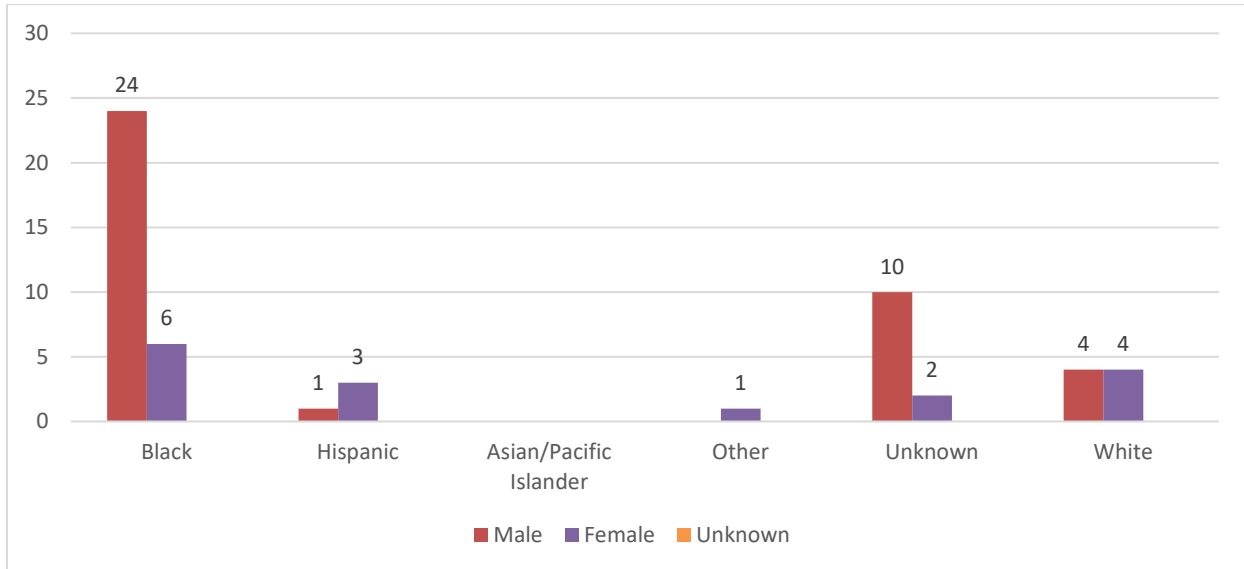
Dispositions are captured as the most significant “allegation” based on the hierarchy chart.

Allegation Classification	Sustained	Not Sustained	Exonerated	Pending/Active	Total
Arrest or Detention	1				1
Conduct Unbecoming an Officer			1		1
Force				1	1
Performance of Duty		1			1
Policy/Procedure	1				1
Total	2	1	1	1	5

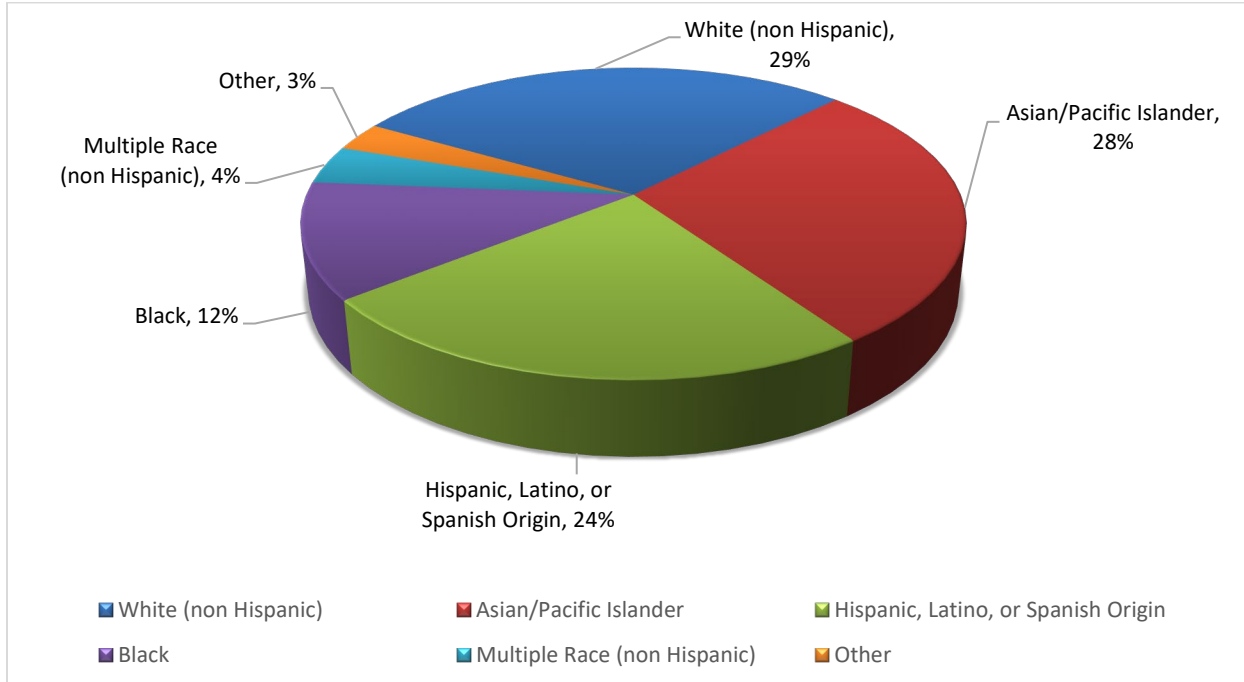
Dispositions of Administrative Investigations: Primary Allegations



Citizen Demographics for Formal and Informal Complaints:

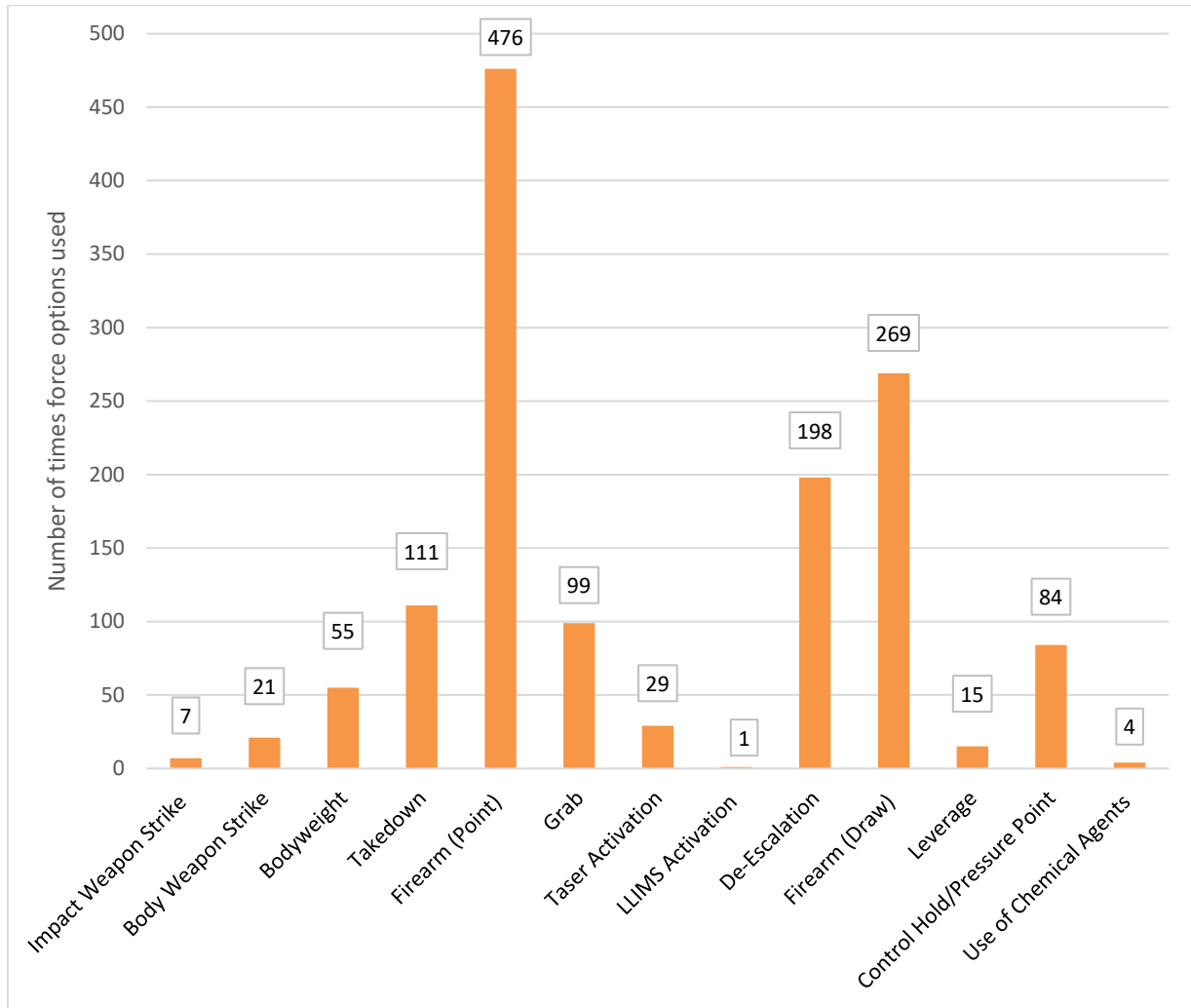


Demographics of BART Ridership:



*Data taken from 2024 BART Customer Satisfaction Study (survey is updated every two years)

Use of Force



There was a total of 388 reportable use of force incidents (as defined in Policy 300) in 2023 and **81,617** total calls for service/incidents, meaning that officers used force in fewer than .475% of all calls for service/incidents during the year. The sum of the graph totals more than 388 incidents because some incidents may involve more than one type of force.