

BART POLICE DEPARTMENT



July 2025

MONTHLY REPORT



Bay Area Rapid Transit Police Department

101 8th St, Oakland, CA, 94607 (510) 464-7000 www.bart.gov/police

July 2025

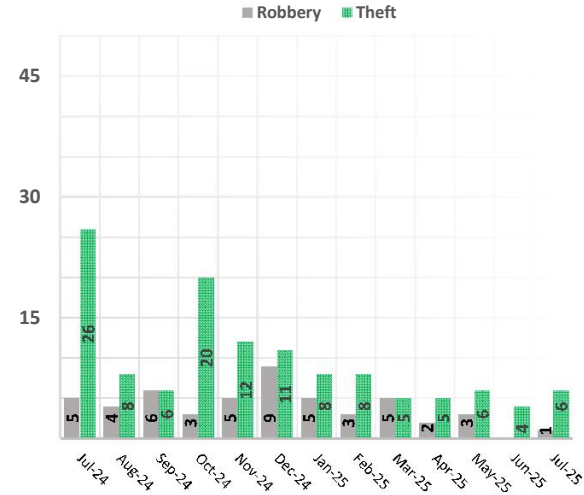
Performance Measurement Review - **Systemwide**

Violent Crimes	JUNE 2025	JULY 2025	PCT%	JULY 2024	JULY 2025	PCT%	YTD 2024	YTD 2025	PCT%
	NIBRS	NIBRS		UCR	NIBRS				
Homicide	0	0	-%	1	0	N/A	1	0	N/A
Rape	1	0	-100%	0	0	N/A	3	1	N/A
Robbery	2	4	100%	18	4	N/A	126	37	N/A
Aggravated Assault	12	13	8%	13	13	N/A	73	92	N/A
Violent Crime Subtotal	15	17	13%	32	17	N/A	203	130	N/A

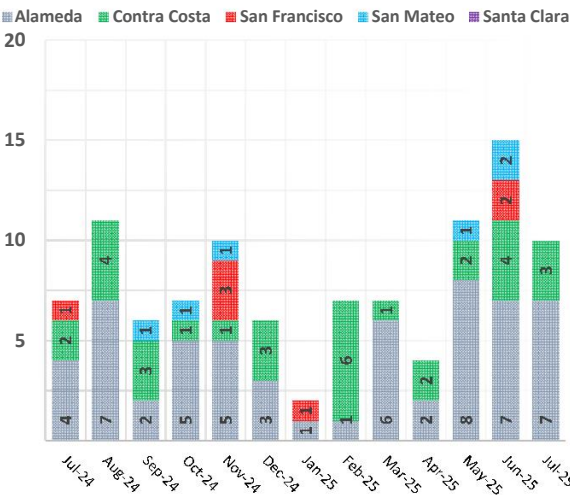
Property Crimes	JUNE 2025	JULY 2025	PCT%	JULY 2024	JULY 2025	PCT%	YTD 2024	YTD 2025	PCT%
	NIBRS	NIBRS		UCR	NIBRS				
Burglary (Structural)	0	9	-%	3	9	N/A	16	10	N/A
Larceny (Inclusive of Auto Burglary)	48	57	19%	125	57	N/A	780	391	N/A
*Auto Burglary	36	21	-42%	58	21	N/A	449	162	N/A
Auto Theft	13	15	15%	27	15	N/A	295	143	N/A
Arson	0	0	-%	0	0	N/A	0	3	N/A
Property Crime Subtotal	61	81	33%	155	81	N/A	1091	547	N/A

* Auto Burglary counts are excluded from Property Crime subtotals as they are included within Larceny counts.

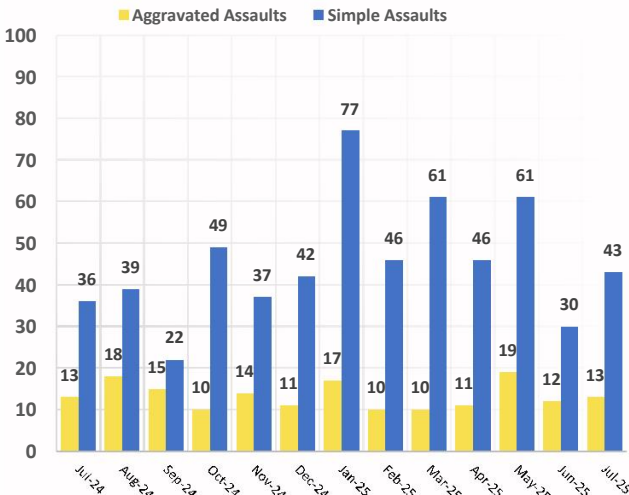
ELECTRONIC CRIMES



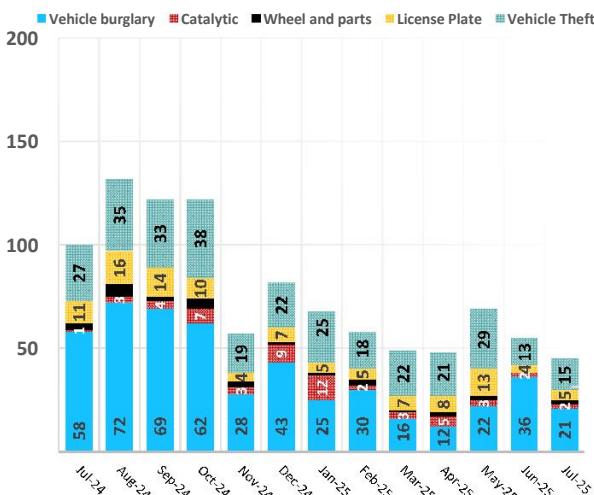
BICYCLE THEFT



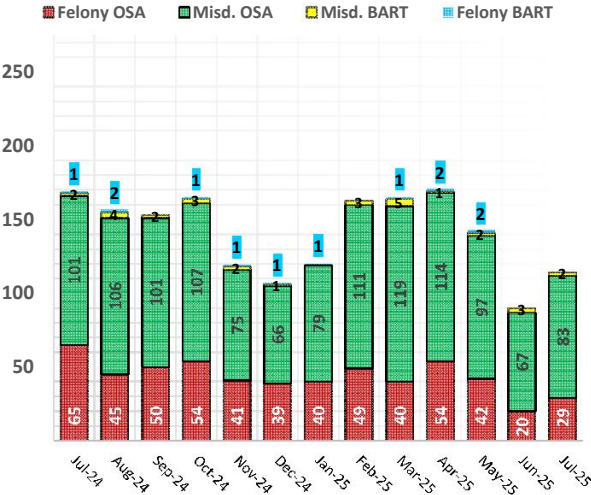
BATTERY & ASSAULT ON BART



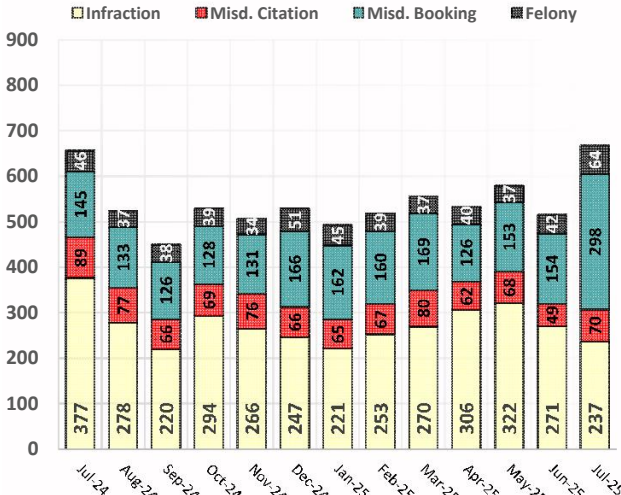
VEHICLE CRIMES



WARRANT ARRESTS



ALL BOOKINGS & ARRESTS

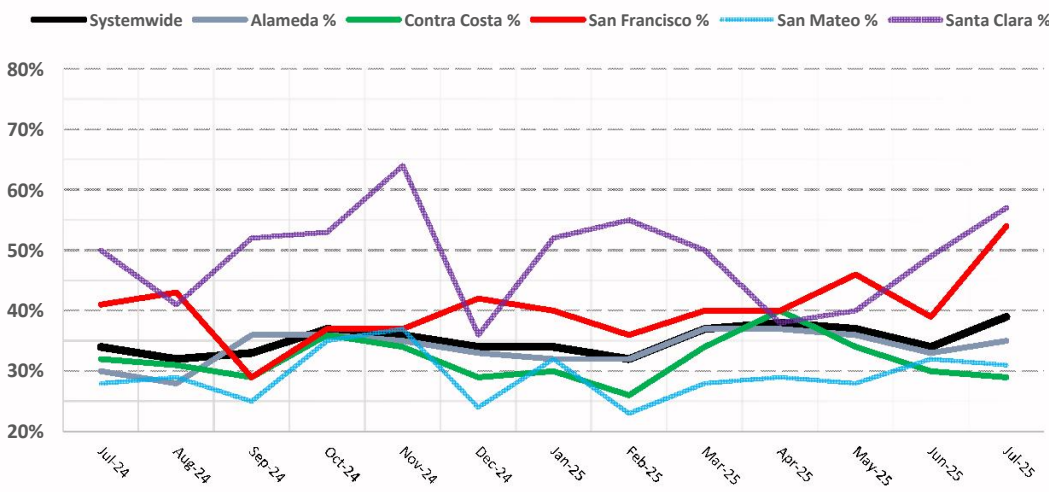


Preface: The data is retrieved from the BART Police Database and remains unaudited until corrections. Numbers may differ from the reported data in both the Uniform Crime Reporting (UCR) program and National Incident Based Reporting System (NIBRS) program. We are unable to provide accurate percent totals for Violent Crime and Property Crime tables due to 2024 (UCR) case-count reporting against (NIBRS) victim-count reporting.

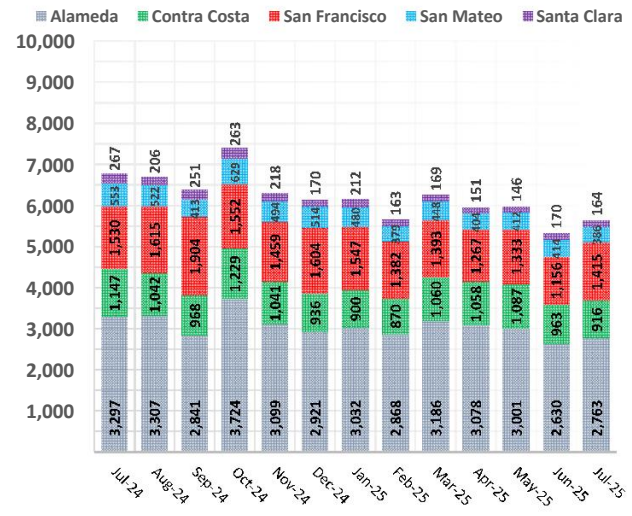
Late reporting, the reclassification or unfounding of crimes, may affect statistics. Infraction citations consist of all individual charges. Felony arrests, misdemeanor arrests and citations are based on each instance per individual.



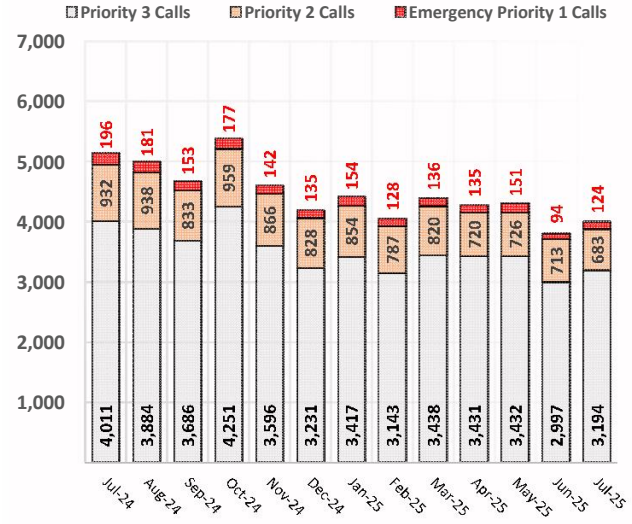
OFFICER-INITIATED INCIDENTS



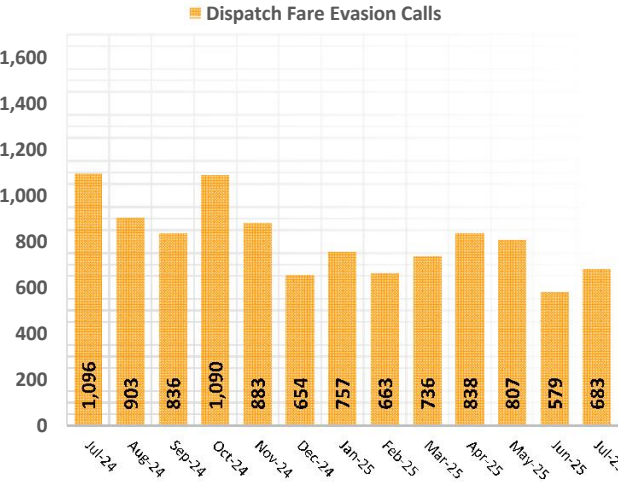
CALLS TO DISPATCH



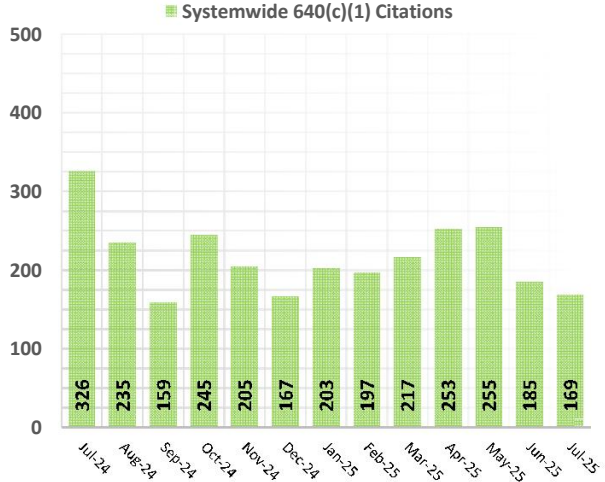
PRIORITY TYPE 1 - 3 CALLS



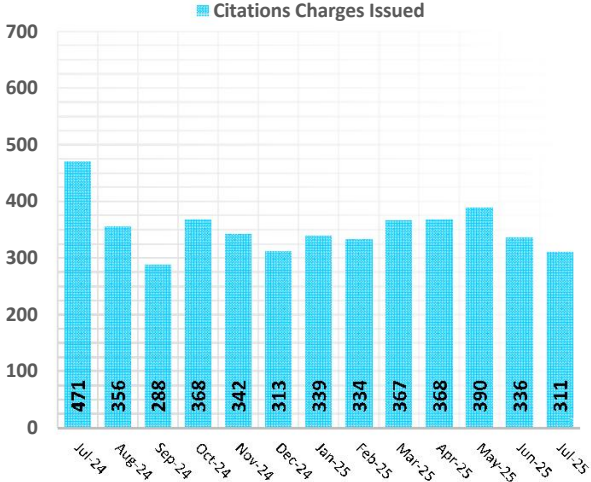
FARE EVASION CAD CALLS



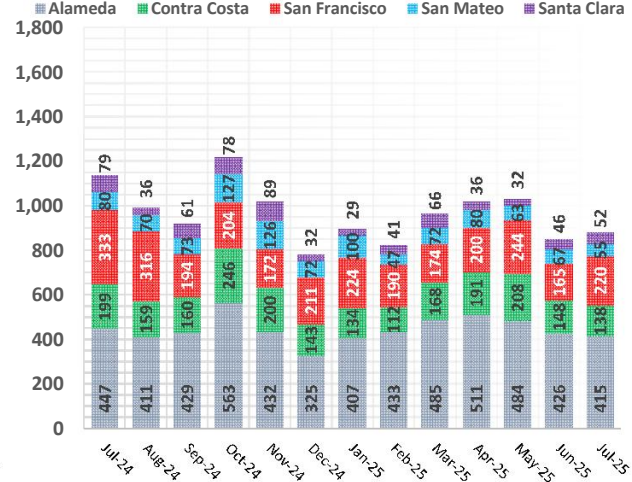
FARE EVASION CITATIONS



ALL CITATIONS



FIELD INTERVIEWS



Preface: The data is retrieved from the BART Police Database and remains unaudited until corrections. Numbers may differ from the reported data in both the Uniform Crime Reporting (UCR) program and National Incident Based Reporting System (NIBRS) program. We are unable to provide accurate percent totals for Violent Crime and Property Crime tables due to 2024 (UCR) case-count reporting against (NIBRS) victim-count reporting.

Late reporting, the reclassification or unfounding of crimes, may affect statistics. Infraction citations consist of all individual charges. Felony arrests, misdemeanor arrests and citations are based on each instance per individual. Response times for April, May, and June 2025 are being re-evaluated and are subject to change.



Bay Area Rapid Transit Police Department

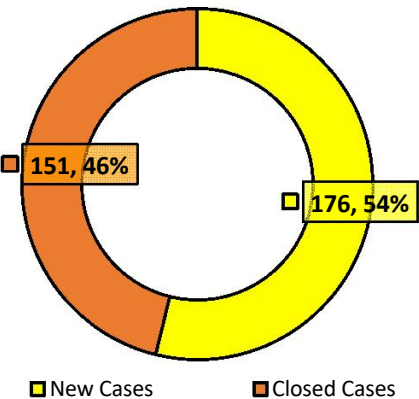
101 8th St, Oakland, CA, 94607 (510) 464-7000

www.bart.gov/police

July 2025

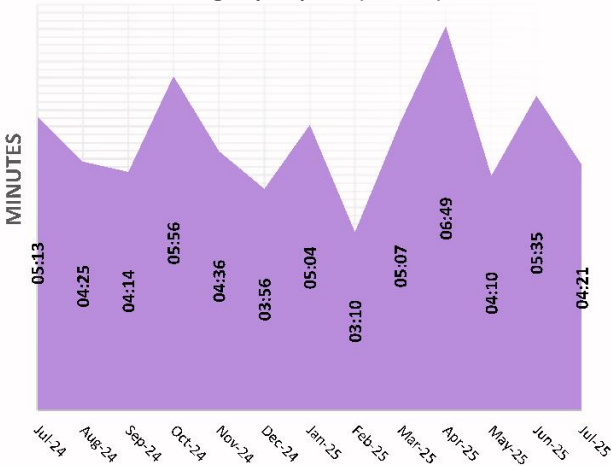
Performance Measurement Review - Systemwide

INVESTIGATIVE ASSIGNMENTS



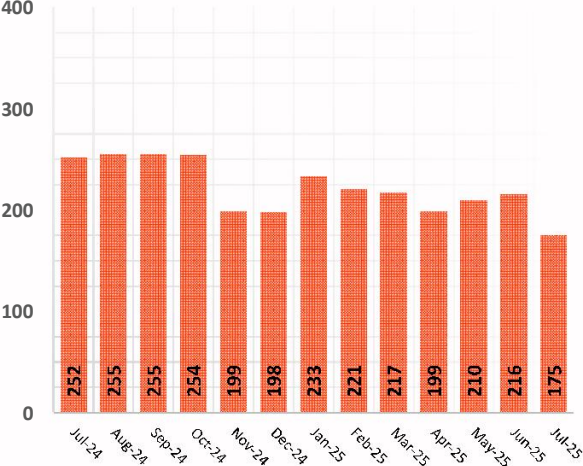
RESPONSE TIME (PRIORITY 1)

Emergency Response (Minutes)



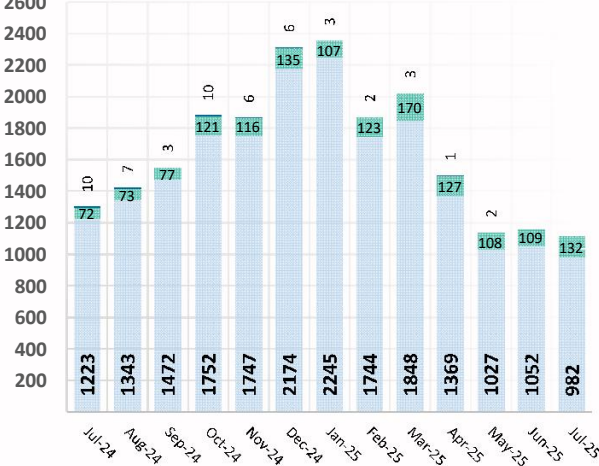
POLICE TRAIN HOLDS

Holds over 5 Minutes



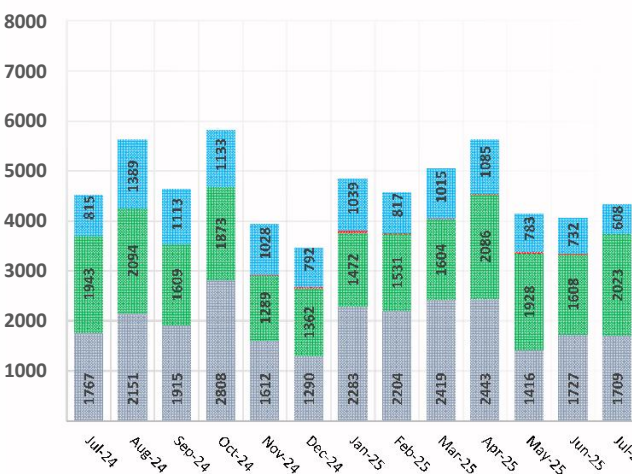
PROOF OF PAYMENT CITATIONS

Adult Juvenile Juvenile Fare Evasion



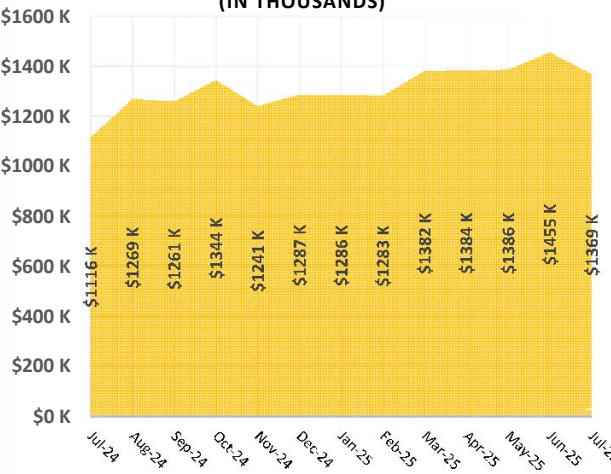
PARKING CITATIONS

Alameda Contra Costa San Francisco San Mateo Santa Clara



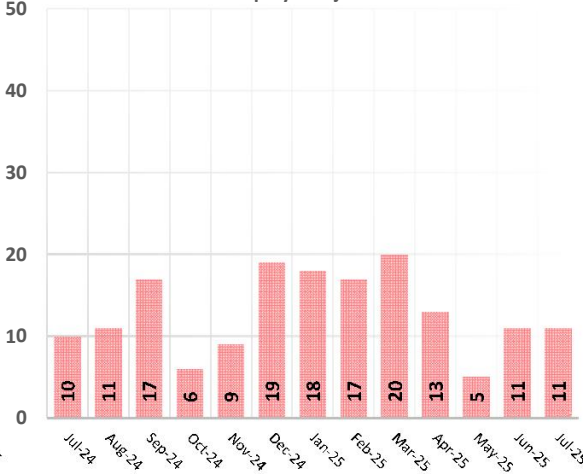
OVERTIME UTILIZATION

(IN THOUSANDS)



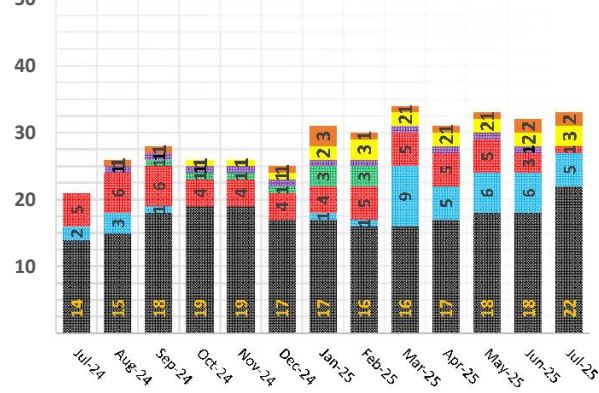
EMPLOYEE INJURIES

Employee Injuries



+ VACANCIES

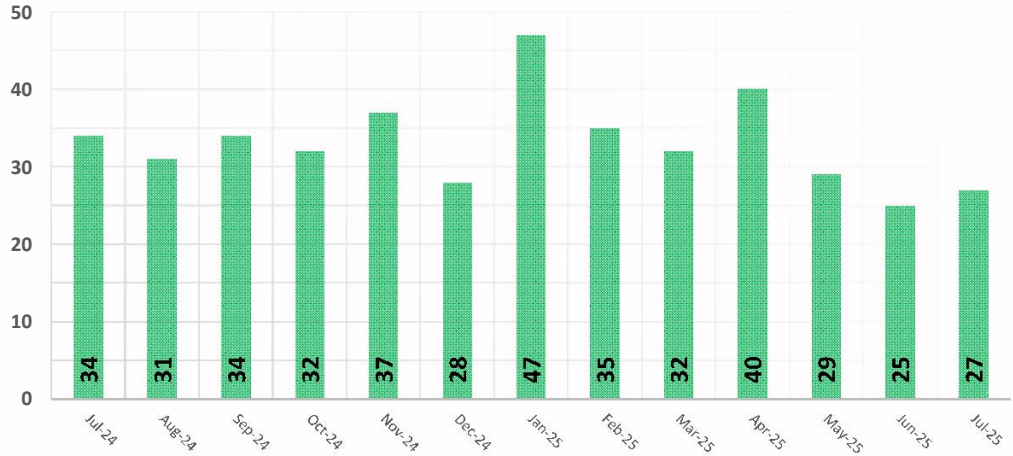
Officer CSO/FIO Dispatch Records Specialist RPG Intervention Specialist Ambassador



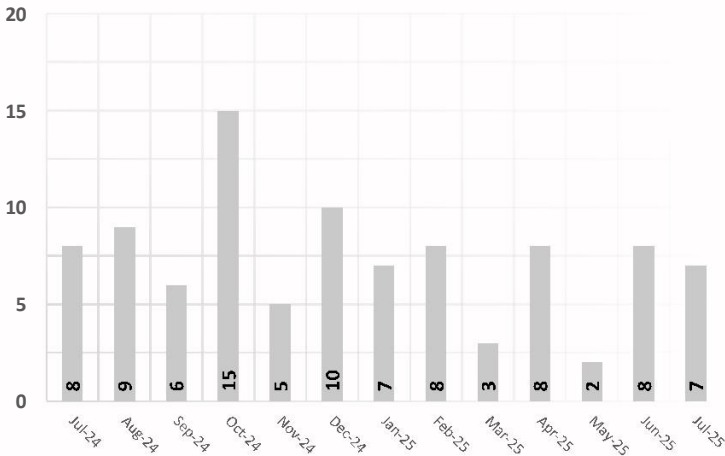
Preface: The data is retrieved from the BART Police Database and remains unaudited until corrections. Numbers may differ from the reported data in both the Uniform Crime Reporting (UCR) program and National Incident Based Reporting System (NIBRS) program. Late reporting, the reclassification or unfounding of crimes, can affect crime statistics. Overtime costs are projected numbers. Information provided on the reports are subject to change. † Beginning in March 2023, we are now reporting vacancies in Officer, Sr. Officer, and Master Officer, in the "Officer" category, providing a more accurate representation of vacancies.



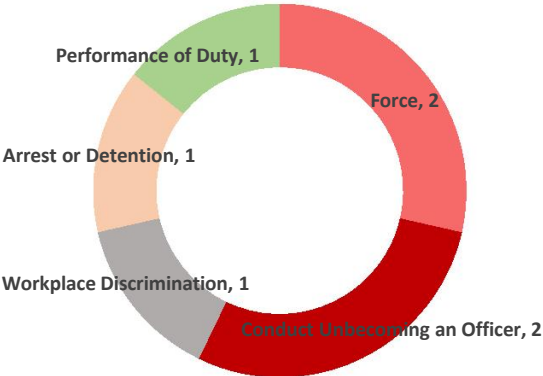
AB716 - PROHIBITION ORDERS



INTERNAL AFFAIRS COMPLAINTS

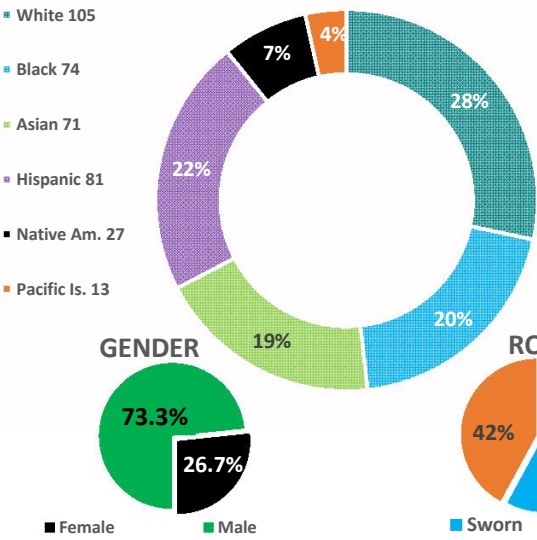


IA COMPLAINTS RECEIVED¹

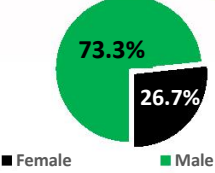


1: Each incident could contain more than one allegation. This chart reflects the most significant allegation per

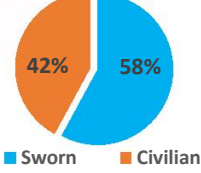
DEPARTMENT ETHNIC DIVERSITY



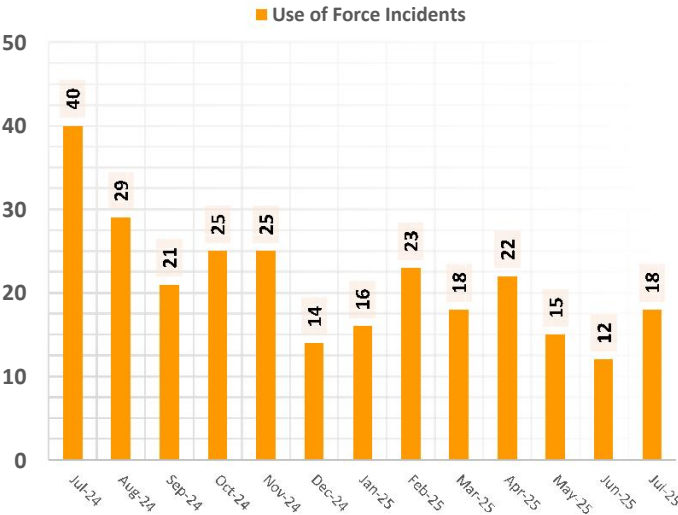
GENDER



ROLE



USE OF FORCE INCIDENTS

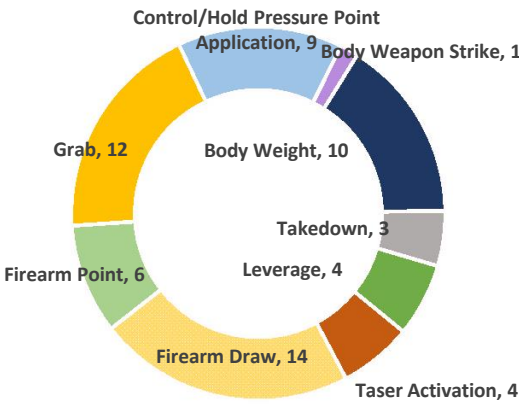


INCIDENT FORCE OPTIONS USED²



3: Some incidents involved the use of multiple force options. If two officers involved in the same incident used the same force option, this data would reflect both officers. As an example, if two officers used control holds in the same incident, this data would reflect two separate control holds.

TYPES OF FORCE USED³



2: Each incident could contain more than one force option. This chart reflects most significant force options used per incident.



Bay Area Rapid Transit Police Department

101 8th St, Oakland, CA, 94607 (510) 464-7000

www.bart.gov/police

July 2025

Performance Measurement Review - **Systemwide**

NIBRS- GROUP A OFFENSES- 2025		JAN	FEB	MAR	APR	MAY	JUN	JUL	AUG	SEPT	OCT	NOV	DEC	Total
HOMICIDE	HOMICIDE:MURDER AND NON-NEGLIGENT MANSLAUGHTER	0	0	0	0	0	0	0						0
	HOMICIDE: NEGLIGENT MANSLAUGHTER	0	0	0	0	0	0	0						0
	HOMICIDE: JUSTIFIED	0	0	0	0	0	0	0						0
SEX OFFENSES	RAPE	0	0	0	0	0	1	0						1
	SODOMY	0	0	0	0	0	0	0						0
	SEXUAL ASSAULT W/OBJECT	0	0	0	0	0	0	0						0
	FONDLING	3	1	6	6	5	4	2						27
	INCEST	0	0	0	0	0	0	0						0
	STATUTORY RAPE	0	0	0	0	0	0	0						0
AGGRAVATED ASSAULT	AGGRAVATED ASSAULT	17	10	10	11	19	12	13						92
	SIMPLE ASSAULT	77	46	61	46	61	30	43						364
	INTIMIDATION	5	13	16	4	10	9	11						68
	HUMAN TRAFFICKING-COMMERCIAL SEX ACTS	0	0	0	0	0	0	0						0
	HUMAN TRAFFICKING-INVOLUNTARY SERVITUDE	0	0	0	0	0	1	0						1
	KIDNAPPING/ABDUCTION	1	0	0	0	1	1	0						3
Total Crimes Against Persons		103	70	93	67	96	58	69						556



Bay Area Rapid Transit Police Department

101 8th St, Oakland, CA, 94607 (510) 464-7000

www.bart.gov/police

July 2025

Performance Measurement Review - Systemwide

NIBRS- GROUP A OFFENSES- 2025		JAN	FEB	MAR	APR	MAY	JUN	JUL	AUG	SEPT	OCT	NOV	DEC	Total
ROBBERY	ROBBERY	8	5	8	3	7	2	4						37
ARSON	ARSON	1	2	0	0	0	0	0						3
	EXTORTION/BLACKMAIL	0	0	0	0	0	0	0						0
BURGLARY	BURGLARY	0	0	0	0	1	0	9						10
LARCENY	LARCENY/Theft Offenses	66	67	42	34	77	48	57						391
MOTOR VEHICLE THEFT	MOTOR VEHICLE THEFT	25	18	22	21	29	13	15						143
	COUNTERFEITING/FORGERY	0	1	0	0	0	0	0						1
	EMBEZZLEMENT	0	0	0	0	0	0	0						0
	STOLEN PROPERTY OFFENSES	9	2	9	3	6	1	6						36
	DESTRUCTION OF PROPERTY/VANDALISM OF PROPERTY	41	30	30	19	29	18	24						191
	BRIBERY	0	0	0	0	0	0	0						0
	FRAUD	11	9	9	31	2	6	4						72
Total Crimes Against Property		161	134	120	111	151	88	119						884

NIBRS- GROUP A OFFENSES- 2025		JAN	FEB	MAR	APR	MAY	JUN	JUL	AUG	SEPT	OCT	NOV	DEC	Total
	DRUG OFFENSES:DRUG VIOLATIONS	56	43	38	45	62	36	45						325
	DRUG OFFENSES:DRUG EQUIPMENT VIOLATION	69	50	54	42	56	41	47						359
	GAMBLING	0	0	0	0	0	0	0						0
	PORNOGRAPHY/OBSCENE MATERIAL	0	0	0	0	0	0	0						0
	PROSTITUTION	0	0	0	0	0	1	0						1
	WEAPONS LAW VIOLATIONS	12	15	12	7	17	10	13						86
	ANIMAL CRUELTY	0	0	0	0	1	0	0						1
Total Crimes Against Society		137	108	104	94	136	88	105						772



Bay Area Rapid Transit Police Department

101 8th St, Oakland, CA, 94607 (510) 464-7000

www.bart.gov/police

July 2025

Performance Measurement Review - **Systemwide**

BART PD Uses of Force

Use of Force Incidents	Jan	Feb	Mar	Apr	May	Jun	Jul	Aug	Sep	Oct	Nov	Dec	Total
2025 Current Year	16	23	18	22	15	12	18						124
2024 Current Year	20	34	32	35	37	22	40	29	21	25	25	14	334
2023 Current Year	27	24	27	24	40	26	42	46	27	39	28	25	375
2022 Current Year	26	16	27	16	20	36	21	19	24	27	32	21	285

BART PD Dispatch Communications Center

Dispatch Center Calls	Jan	Feb	Mar	Apr	May	Jun	Jul	Aug	Sep	Oct	Nov	Dec	Total
2025 Calls for Service	6,192	5,681	6,295	5,977	5,998	5,357	5,686						41,186
2025 Priority 1 Calls	154	128	136	135	151	94	124						922
2025 Medical Emergencies	297	303	281	268	227	229	210						1,815
2025 Avg P1 Response Time	05:04	03:10	05:07	04:30	04:03	04:59	04:21						04:28
2024 Calls for Service	8,539	8,143	7,905	7,546	7,237	6,497	6,805	6,709	6,384	7,424	6,338	6,208	85,735
2024 Priority 1 Calls	178	165	173	169	172	188	196	181	153	177	142	135	2,029
2024 Medical Emergencies	335	352	320	283	276	287	249	274	251	295	323	326	3,571
2024 Avg P1 Response Time	05:13	03:55	04:55	05:15	04:40	04:06	05:13	04:25	04:14	05:56	04:36	03:56	04:42
2023 Calls for Service	7,012	6,003	7,236	7,279	7,076	6,467	6,831	7,197	6,695	6,755	6,465	6,601	81,617
2023 Priority 1 Calls	194	160	194	180	217	187	233	221	175	213	199	189	2,362
2023 Medical Emergencies	412	344	398	378	357	338	352	293	310	316	303	325	4,126
2023 Avg P1 Response Time	03:10	04:39	03:17	03:59	04:01	04:08	03:52	04:25	04:21	04:12	04:37	05:27	04:11
2022 Calls for Service	6,087	5,802	7,138	6,936	7,080	7,191	7,081	7,330	6,956	7,433	6,609	6,694	82,337
2022 Priority 1 Calls	141	150	141	151	160	174	190	185	171	203	183	179	2,028
2022 Medical Emergencies	302	255	286	277	309	353	302	327	322	386	332	399	3,850
2022 Avg P1 Response Time	03:52	03:19	02:59	04:27	03:23	03:46	04:27	04:04	03:29	04:42	05:21	03:52	03:58



Bay Area Rapid Transit Police Department

101 8th St, Oakland, CA, 94607 (510) 464-7000

www.bart.gov/police

July 2025

Performance Measurement Review - **Systemwide**

BART PD Enforcement Contacts													
Felony Arrests	Jan	Feb	Mar	Apr	May	Jun	Jul	Aug	Sep	Oct	Nov	Dec	Total
2025 Felony Arrest	45	39	37	40	37	42	64						304
2024 Felony Arrest	48	43	35	45	40	28	46	37	38	39	34	51	484
2023 Felony Arrest	36	42	42	38	60	53	78	69	70	84	98	56	726
2022 Felony Arrest	27	35	32	28	52	39	31	42	37	60	26	39	448
2025 Felony Arrest YTD	45	84	121	161	198	240	304						
2024 Felony Arrest YTD	48	91	126	171	211	239	285	322	360	399	433	484	
2023 Felony Arrest YTD	36	78	120	158	218	271	349	418	488	572	670	726	
2022 Felony Arrest YTD	27	62	94	122	174	213	244	286	323	383	409	448	
Misdemeanor Arrests	Jan	Feb	Mar	Apr	May	Jun	Jul	Aug	Sep	Oct	Nov	Dec	Total
2025 Misd. Arrest	162	160	169	126	153	154	298						1,222
2024 Misd. Arrest	205	170	148	153	151	147	145	133	126	128	131	166	1,803
2023 Misd. Arrest	123	116	140	150	98	101	163	162	165	246	226	179	1,869
2022 Misd. Arrest	113	91	109	116	127	133	122	139	136	149	130	97	1,462
2025 Misd. Arrest YTD	162	322	491	617	770	924	1,222						
2024 Misd. Arrest YTD	205	375	523	676	827	974	1,119	1,252	1,378	1,506	1,637	1,803	
2023 Misd. Arrest YTD	123	239	379	529	627	728	891	1,053	1,218	1,464	1,690	1,869	
2022 Misd. Arrest YTD	113	204	313	429	556	689	811	950	1,086	1,235	1,365	1,462	
Cite & Releases	Jan	Feb	Mar	Apr	May	Jun	Jul	Aug	Sep	Oct	Nov	Dec	Total
2025 Cite & Release	65	67	80	62	68	49	70						461
2024 Cite & Release	49	95	102	89	93	56	89	77	66	69	76	66	927
2023 Cite & Release	62	53	83	90	72	46	102	89	91	81	70	99	938
2022 Cite & Release	75	63	70	86	81	88	71	89	74	84	75	55	911
2025 Cite & Release YTD	65	132	212	274	342	391	461						
2024 Cite & Release YTD	49	144	246	335	428	484	573	650	716	785	861	927	
2023 Cite & Release YTD	62	115	198	288	360	406	508	597	688	769	839	938	
2022 Cite & Release YTD	75	138	208	294	375	463	534	623	697	781	856	911	
Field Interviews	Jan	Feb	Mar	Apr	May	Jun	Jul	Aug	Sep	Oct	Nov	Dec	Total
2025 Field Interview	894	823	965	1,018	1,031	852	880						6,463
2024 Field Interview	1,642	1,616	1,483	1,511	1,345	1,065	1,138	992	917	1,218	1,019	783	14,729
2023 Field Interview	673	514	710	810	696	682	873	765	856	787	905	1,079	9,350
2022 Field Interview	633	756	882	828	814	770	716	734	775	869	792	624	9,193
2025 Field Interview YTD	894	1,717	2,682	3,700	4,731	5,583	6,463						
2024 Field Interview YTD	1,642	3,258	4,741	6,252	7,597	8,662	9,800	10,792	11,709	12,927	13,946	14,729	
2023 Field Interview YTD	673	1,187	1,897	2,707	3,403	4,085	4,958	5,723	6,579	7,366	8,271	9,350	
2022 Field Interview YTD	633	1,389	2,271	3,099	3,913	4,683	5,399	6,133	6,908	7,777	8,569	9,193	
Combined Contacts	Jan	Feb	Mar	Apr	May	Jun	Jul	Aug	Sep	Oct	Nov	Dec	Total
2025 Monthly Enf. Contacts	1,166	1,089	1,251	1,246	1,289	1,097	1,312						8,450
2024 Monthly Enf. Contacts	1,944	1,924	1,768	1,798	1,629	1,296	1,418	1,239	1,147	1,454	1,260	1,066	17,943
2023 Monthly Enf. Contacts	894	725	975	1,088	926	882	1,216	1,085	1,182	1,198	1,299	1,413	12,883
2022 Monthly Enf. Contacts	848	945	1,093	1,058	1,074	1,030	940	1,004	1,022	1,162	1,023	815	12,014
2025 Enf. Contacts YTD	1,166	2,255	3,506	4,752	6,041	7,138	8,450						
2024 Enf. Contacts YTD	1,944	3,868	5,636	7,434	9,063	10,359	11,777	13,016	14,163	15,617	16,877	17,943	
2023 Enf. Contacts YTD	894	1,619	2,594	3,682	4,608	5,490	6,706	7,791	8,973	10,171	11,470	12,883	
2022 Enf. Contacts YTD	848	1,793	2,886	3,944	5,018	6,048	6,988	7,992	9,014	10,176	11,199	12,014	



Bay Area Rapid Transit Police Department

101 8th St, Oakland, CA, 94607 (510) 464-7000

www.bart.gov/police

July 2025

Performance Measurement Review - Systemwide

BART PD Warrant Arrests

Warrant Arrests	Jan	Feb	Mar	Apr	May	Jun	Jul	Aug	Sep	Oct	Nov	Dec	Total
2025 BART Felony	1	0	1	2	2	0	0						6
2025 BART Misdemeanor	0	3	5	1	2	3	2						16
2025 Outside Felony	40	49	40	54	42	20	29						274
2025 Outside Misdemeanor	79	111	119	114	97	67	83						670
2025 Monthly Total	120	163	165	171	143	90	114						966
2025 YTD Total	120	283	448	619	762	852	966						
2024 BART Felony	2	2	4	2	0	1	1	2	0	1	1	1	17
2024 BART Misdemeanor	5	5	6	6	4	1	2	4	2	3	2	1	41
2024 Outside Felony	56	68	58	63	39	53	65	45	50	54	41	39	631
2024 Outside Misdemeanor	121	109	141	100	117	76	101	106	101	107	75	66	1,220
2024 Monthly Total	184	184	209	171	160	131	169	157	153	165	119	107	1,909
2024 YTD Total	184	368	577	748	908	1,039	1,208	1,365	1,518	1,683	1,802	1,909	
2023 BART Felony	2	4	0	1	2	2	1	1	2	0	2	2	19
2023 BART Misdemeanor	12	6	7	7	10	7	10	2	7	5	2	4	79
2023 Outside Felony	64	63	68	91	78	83	75	67	69	44	46	46	794
2023 Outside Misdemeanor	143	110	152	123	109	152	71	64	103	65	79	78	1,249
2023 Monthly Total	221	183	227	222	199	244	157	134	181	114	129	130	2,141
2023 YTD Total	221	404	631	853	1,052	1,296	1,453	1,587	1,768	1,882	2,011	2,141	
2022 BART Felony	2	1	3	6	1	0	1	0	1	2	2	1	20
2022 BART Misdemeanor	3	4	10	11	10	8	11	9	10	9	9	10	104
2022 Outside Felony	51	48	53	53	54	47	52	69	53	80	64	51	675
2022 Outside Misdemeanor	61	83	93	135	120	112	108	123	124	166	136	118	1,379
2022 Monthly Total	117	136	159	205	185	167	172	201	188	257	211	180	2,178
2022 YTD Total	117	253	412	617	802	969	1,141	1,342	1,530	1,787	1,998	2,178	



Bay Area Rapid Transit Police Department

101 8th St, Oakland, CA, 94607 (510) 464-7000 www.bart.gov/police

July 2025

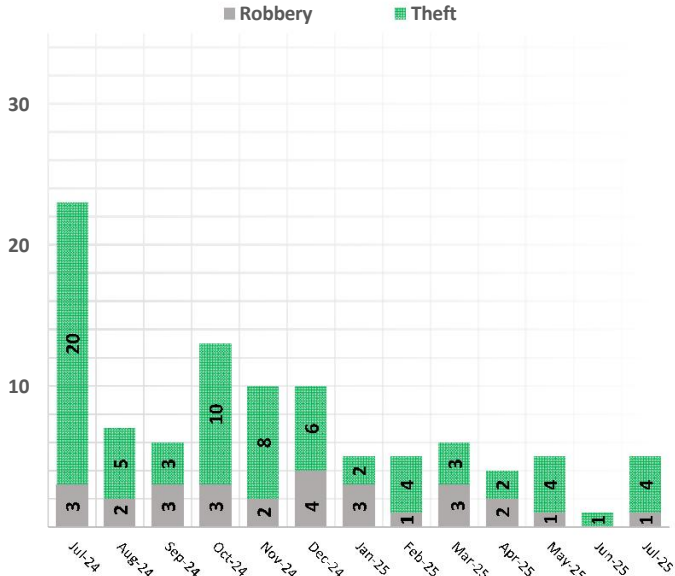
Performance Measurement Review - **Alameda County**

Violent Crimes	JUNE 2025	JULY 2025	PCT%	JULY 2024	JULY 2025	PCT %	YTD 2024	YTD 2025	PCT %
	NIBRS	NIBRS		UCR	NIBRS				
Homicide	0	0	-%	0	0	N/A	0	0	N/A
Rape	0	0	-%	0	0	N/A	1	0	N/A
Robbery	2	3	50%	10	3	N/A	52	22	N/A
Aggravated Assault	4	4	0%	9	4	N/A	38	44	N/A
Violent Crime Subtotal	6	7	17%	19	7	N/A	91	66	N/A

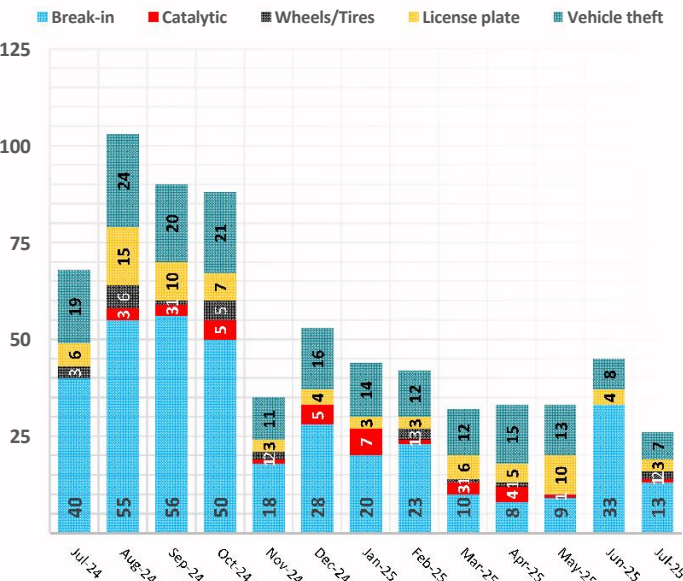
Property Crimes	JUNE 2025	JULY 2025	PCT%	JULY 2024	JULY 2025	PCT %	YTD 2024	YTD 2025	PCT %
	NIBRS	NIBRS		UCR	NIBRS				
Burglary (Structural)	0	3	-%	2	3	N/A	11	3	N/A
Larceny (Inclusive of Auto Burglary)	39	37	-5%	76	37	N/A	467	246	N/A
*Auto Burglary	33	13	-61%	40	13	N/A	293	116	N/A
Auto Theft	8	7	-13%	19	7	N/A	161	81	N/A
Arson	0	0	-%	0	0	N/A	0	0	N/A
Property Crime Subtotal	47	47	0%	97	47	N/A	639	330	N/A

* Auto Burglary counts are excluded from Property Crime subtotals as they are included within Larceny counts

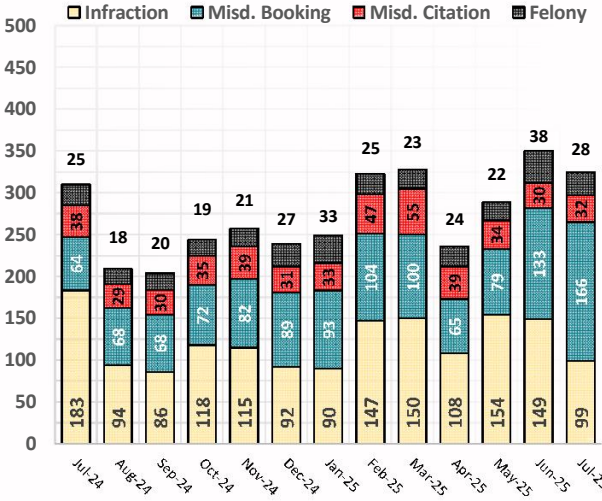
ALAMEDA ELECTRONIC CRIMES



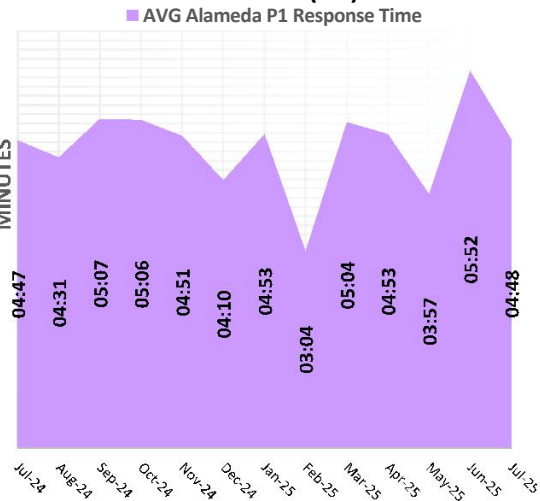
ALAMEDA VEHICLE CRIMES



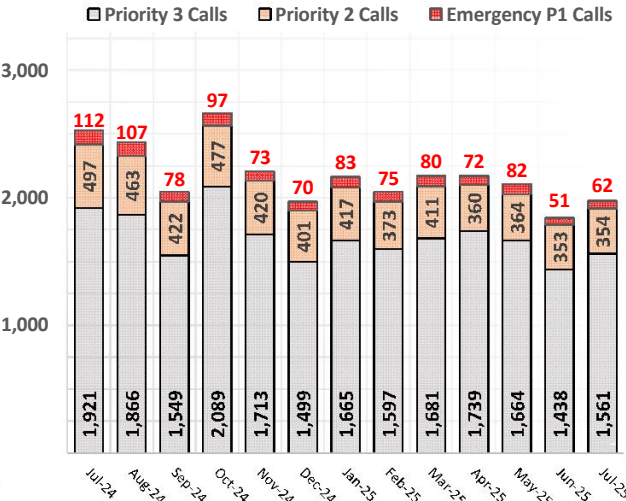
ALAMEDA ARRESTS & CITATIONS



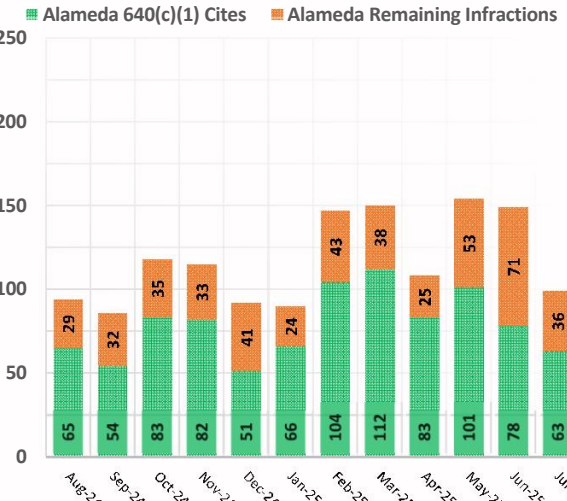
RESPONSE TIME (P1) AVG



ALAMEDA PRIORITY 1 - 3 CALLS



ALAMEDA FARE EVASION



Preface: The data is retrieved from the BART Police Database and remains unaudited until corrections. Numbers may differ from the reported data in the National Incident Based Reporting System (NIBRS) program.

Late reporting, the reclassification or unfounding of crimes, may affect statistics. Infraction citations consist of all individual charges. Felony arrests, misdemeanor arrests and citations are based on each instance per individual. According to NIBRS, DOJ submission requirements no longer include juvenile cite or arrest information on warrants and certain traffic infractions. Response times for April, May, and June 2025 are being re-evaluated and are subject to change.



Bay Area Rapid Transit Police Department

101 8th St, Oakland, CA, 94607 (510) 464-7000 www.bart.gov/police

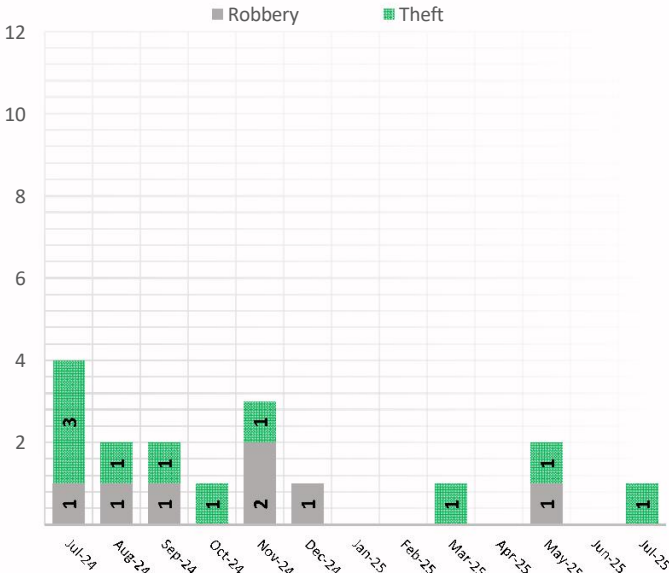
July 2025 Performance Measurement Review - Contra Costa County

Violent Crimes	JUNE 2025	JULY 2025	PCT%	JULY 2024	JULY 2025	PCT %	YTD 2024	YTD 2025	PCT %
	NIBRS	NIBRS		UCR	NIBRS				
Homicide	0	0	-%	0	0	N/A	0	0	N/A
Rape	0	0	-%	0	0	N/A	2	0	N/A
Robbery	0	1	-%	4	1	N/A	15	6	N/A
Aggravated Assault	2	4	100%	2	4	N/A	16	16	N/A
Violent Crime Subtotal	2	5	150%	6	5	N/A	33	22	N/A

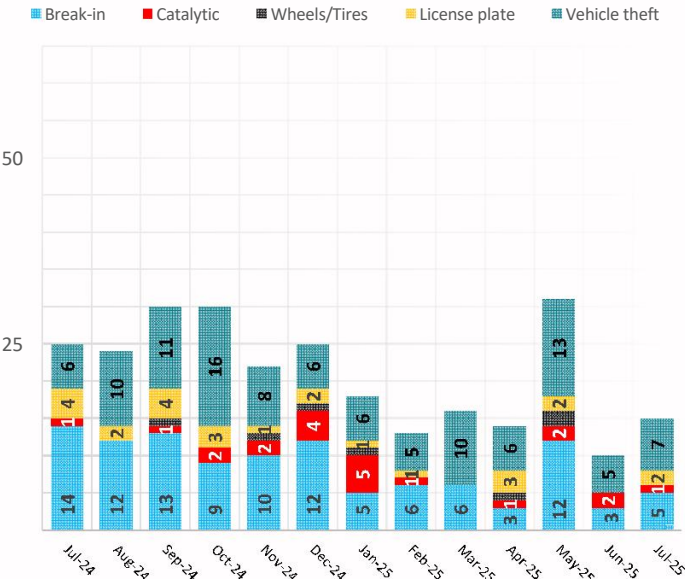
Property Crimes	JUNE 2025	JULY 2025	PCT%	JULY 2024	JULY 2025	PCT %	YTD 2024	YTD 2025	PCT %
	NIBRS	NIBRS		UCR	NIBRS				
Burglary (Structural)	0	6	-%	0	6	N/A	3	7	N/A
Larceny (Inclusive of Auto Burglary)	6	13	117%	23	13	N/A	158	93	N/A
*Auto Burglary	3	5	67%	14	5	N/A	114	40	N/A
Auto Theft	5	7	40%	6	7	N/A	122	52	N/A
Arson	0	0	-%	0	0	N/A	0	0	N/A
Property Crime Subtotal	11	26	136%	29	26	N/A	283	152	N/A

* Auto Burglary counts are excluded from Property Crime subtotals as they are included within Larceny counts.

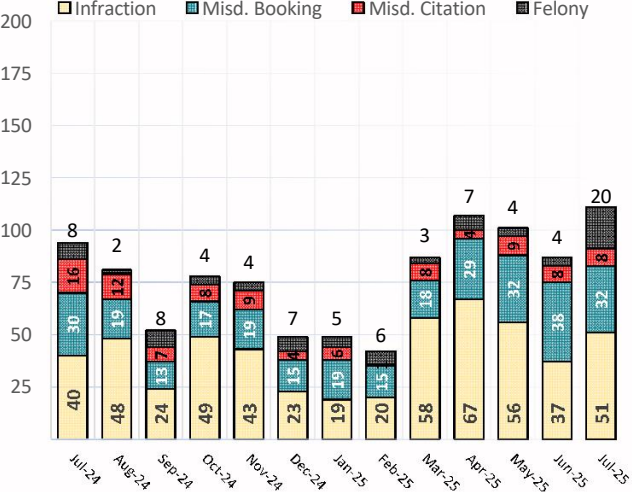
CONTRA COSTA ELECTRONIC CRIMES



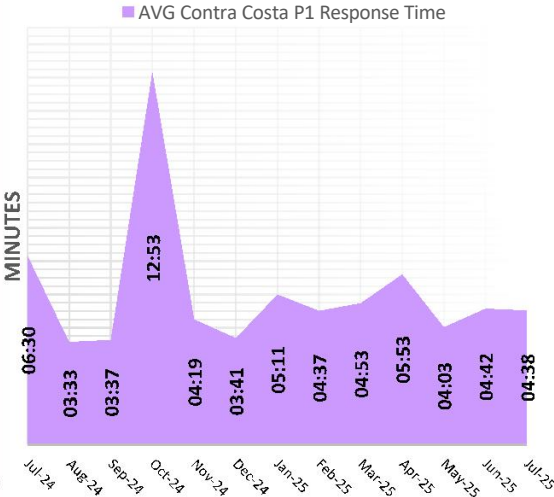
CONTRA COSTA VEHICLE CRIMES



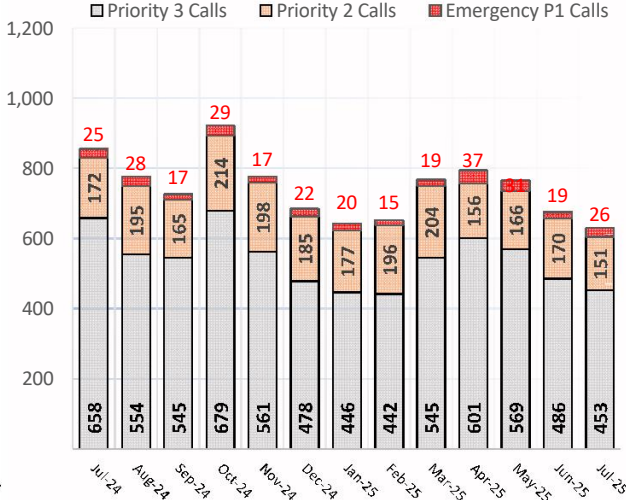
COCO ARRESTS & CITATIONS



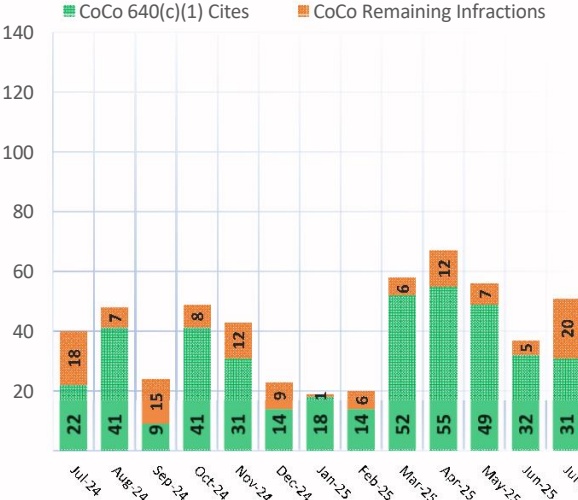
RESPONSE TIME (P1) AVG



COCO PRIORITY 1 - 3 CALLS



COCO FARE EVASION



Preface: The data is retrieved from the BART Police Database and remains unaudited until corrections. Numbers may differ from the reported data in the National Incident Based Reporting System (NIBRS) program.

Late reporting, the reclassification or unfounding of crimes, may affect statistics. Infraction citations consist of all individual charges. Felony arrests, misdemeanor arrests and citations are based on each instance per individual. According to NIBRS, DOJ submission requirements no longer include juvenile cite or arrest information on warrants and certain traffic infractions.



Bay Area Rapid Transit Police Department

101 8th St, Oakland, CA, 94607 (510) 464-7000 www.bart.gov/police

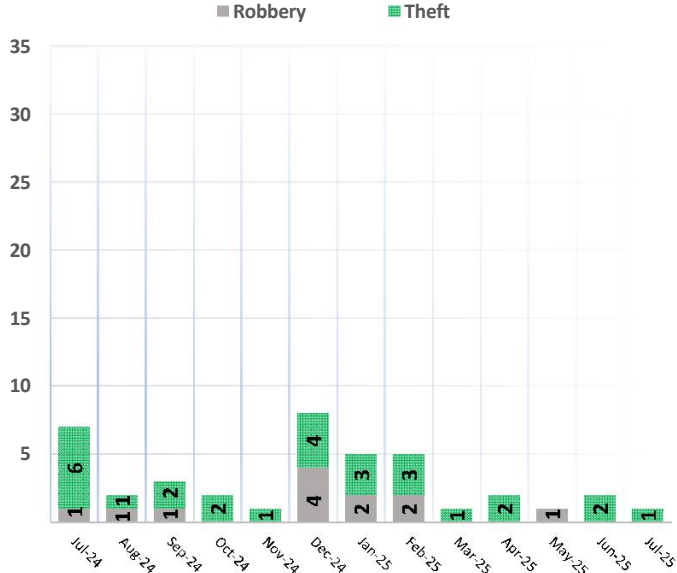
July 2025 Performance Measurement Review - *San Francisco County*

Violent Crimes	JUNE 2025	JULY 2025	PCT%	JULY 2024	JULY 2025	PCT %	YTD	YTD	PCT %
	NIBRS	NIBRS		UCR	NIBRS		2024	2025	
Homicide	0	0	-%	1	0	N/A	1	0	N/A
Rape	0	0	-%	0	0	N/A	0	0	N/A
Robbery	0	0	-%	4	0	N/A	51	5	N/A
Aggravated Assault	5	3	-40%	2	3	N/A	18	26	N/A
Violent Crime Subtotal	5	3	-40%	7	3	N/A	70	31	N/A

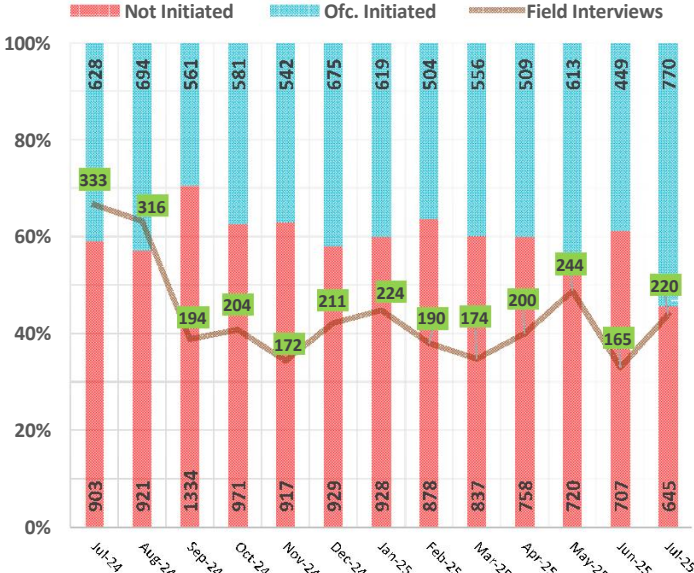
Property Crimes	JUNE 2025	JULY 2025	PCT%	JULY 2024	JULY 2025	PCT %	YTD	YTD	PCT %
	NIBRS	NIBRS		UCR	NIBRS		2024	2025	
Burglary (Structural)	0	0	-%	1	0	N/A	2	0	N/A
Larceny (Inclusive of Auto Burglary)	2	3	50%	18	3	N/A	95	27	N/A
*Auto Burglary	0	0	-%	1	0	N/A	1	0	N/A
Auto Theft	0	0	-%	0	0	N/A	1	2	N/A
Arson	0	0	-%	0	0	N/A	0	1	N/A
Property Crime Subtotal	2	3	50%	19	3	N/A	98	30	N/A

* Auto Burglary counts are excluded from Property Crime subtotals as they are included within Larceny counts

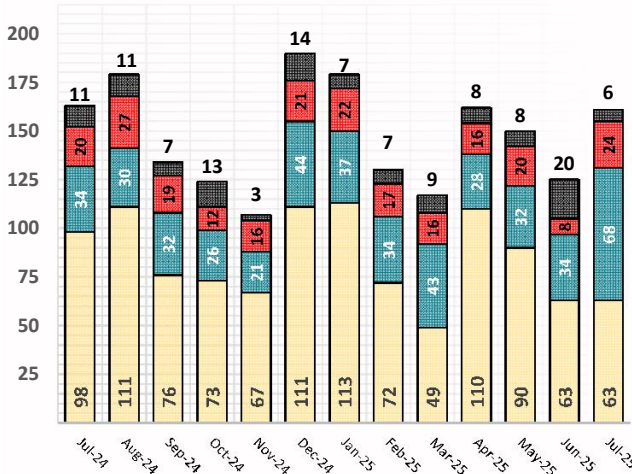
SAN FRANCISCO ELECTRONIC CRIMES



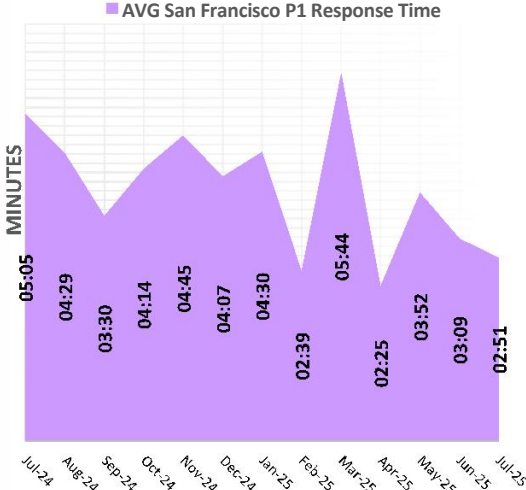
SF OFFICER-INITIATED INCIDENTS



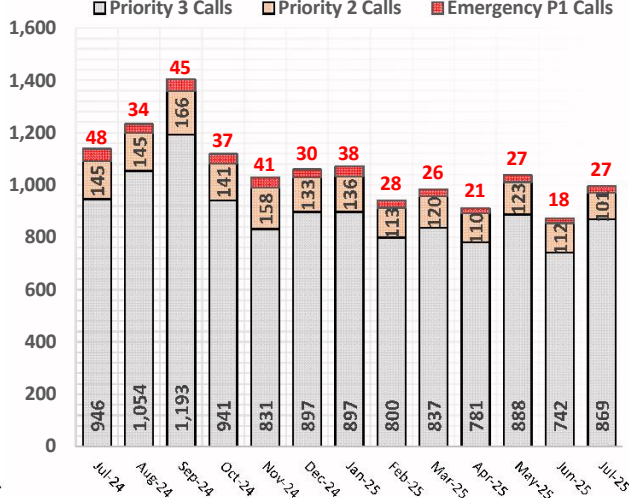
SF ARRESTS & CITATIONS



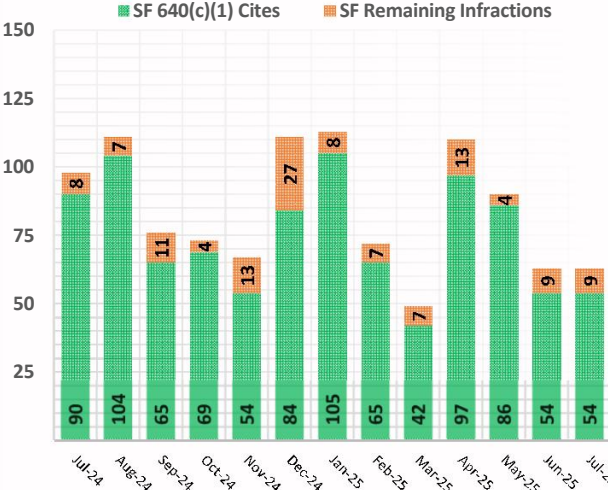
RESPONSE TIME (P1) AVG



SF PRIORITY 1 - 3 CALLS



SAN FRANCISCO FARE EVASION



Preface: The data is retrieved from the BART Police Database and remains unaudited until corrections. Numbers may differ from the reported data in the National Incident Based Reporting System (NIBRS) program.

Late reporting, the reclassification or unfounding of crimes, may affect statistics. Infraction citations consist of all individual charges. Felony arrests, misdemeanor arrests and citations are based on each instance per individual. According to NIBRS, DOJ submission requirements no longer include juvenile cite or arrest information on warrants and certain traffic infractions.



Bay Area Rapid Transit Police Department

101 8th St, Oakland, CA, 94607 (510) 464-7000 www.bart.gov/police

July 2025

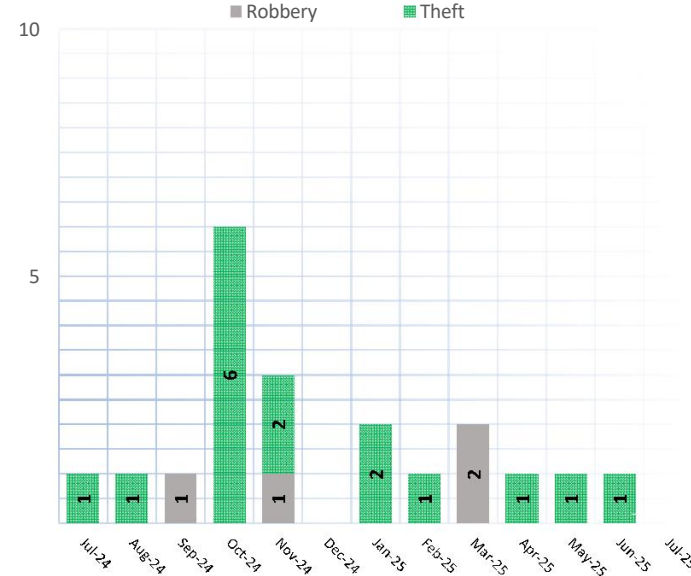
Performance Measurement Review - *San Mateo County*

Violent Crimes	JUNE 2025	JULY 2025	PCT%	JULY 2024	JULY 2025	PCT %	YTD 2024	YTD 2025	PCT %
	NIBRS	NIBRS		UCR	NIBRS				
Homicide	0	0	-%	0	0	N/A	0	0	N/A
Rape	0	0	-%	0	0	N/A	0	0	N/A
Robbery	0	0	-%	0	0	N/A	5	4	N/A
Aggravated Assault	0	2	-%	0	2	N/A	1	4	N/A
Violent Crime Subtotal	0	2	-%	0	2	N/A	6	8	N/A

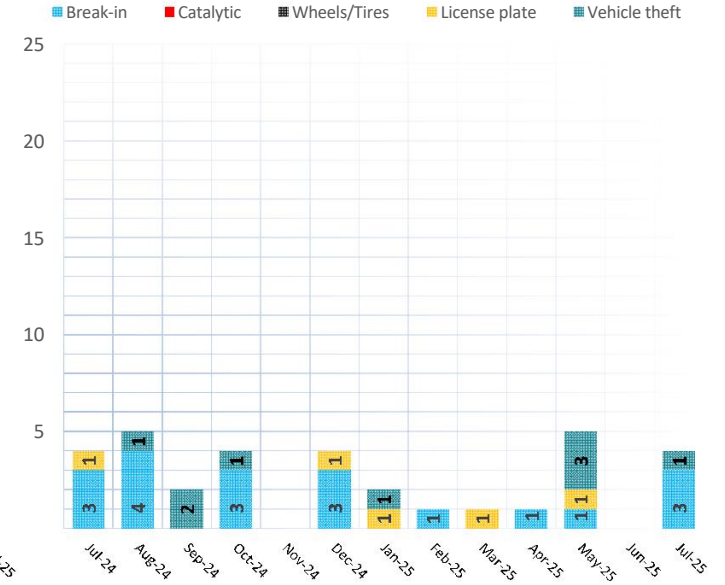
Property Crimes	JUNE 2025	JULY 2025	PCT%	JULY 2024	JULY 2025	PCT %	YTD 2024	YTD 2025	PCT %
	NIBRS	NIBRS		UCR	NIBRS				
Burglary (Structural)	0	0	-%	0	0	N/A	0	0	N/A
Larceny (Inclusive of Auto Burglary)	1	4	300%	7	4	N/A	58	23	N/A
*Auto Burglary	0	3	-%	3	3	N/A	29	6	N/A
Auto Theft	0	1	-%	2	1	N/A	11	5	N/A
Arson	0	0	-%	0	0	N/A	0	2	N/A
Property Crime Subtotal	1	5	400%	9	5	N/A	69	30	N/A

* Auto Burglary counts are excluded from Property Crime subtotals as they are included within Larceny counts

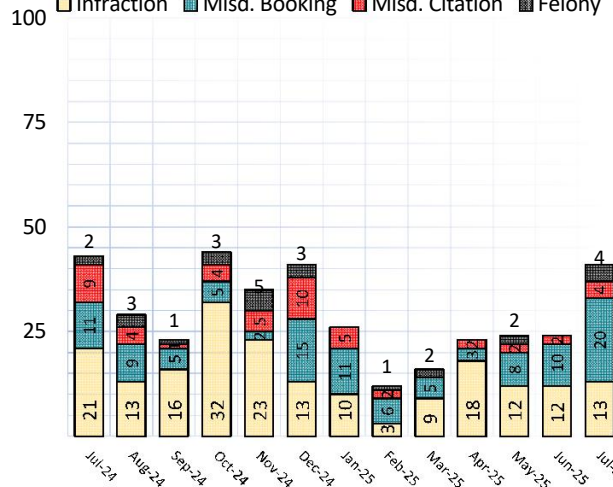
SAN MATEO ELECTRONIC CRIMES



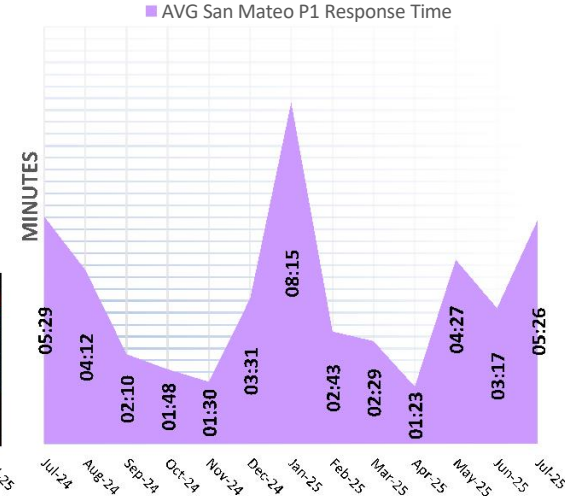
SAN MATEO VEHICLE CRIMES



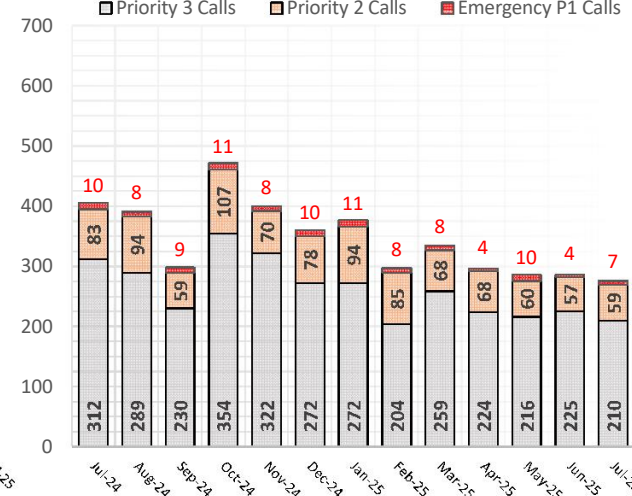
SMC ARRESTS & CITATIONS



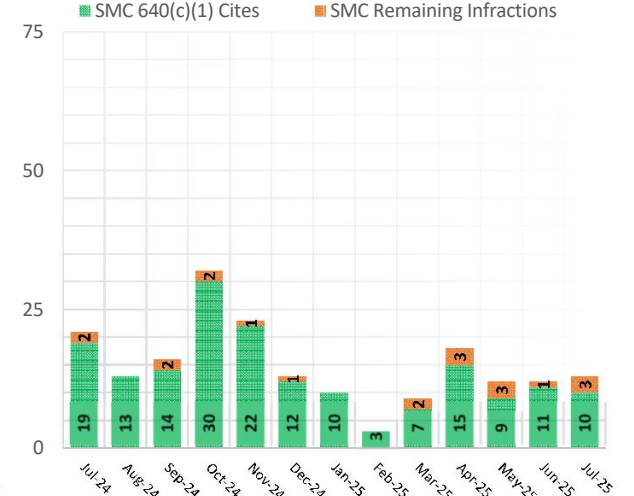
RESPONSE TIME (P1) AVG



SMC PRIORITY 1 - 3 CALLS



SMC FARE EVASION



Preface: The data is retrieved from the BART Police Database and remains unaudited until corrections. Numbers may differ from the reported data in the National Incident Based Reporting (NIBRS) program.

Late reporting, the reclassification or unfounding of crimes, may affect statistics. Infraction citations consist of all individual charges. Felony arrests, misdemeanor arrests and citations are based on each instance per individual. According to NIBRS, DOJ submission requirements no longer include juvenile cite or arrest information on warrants and certain traffic infractions.



Bay Area Rapid Transit Police Department

101 8th St, Oakland, CA, 94607 (510) 464-7000 www.bart.gov/police

July 2025

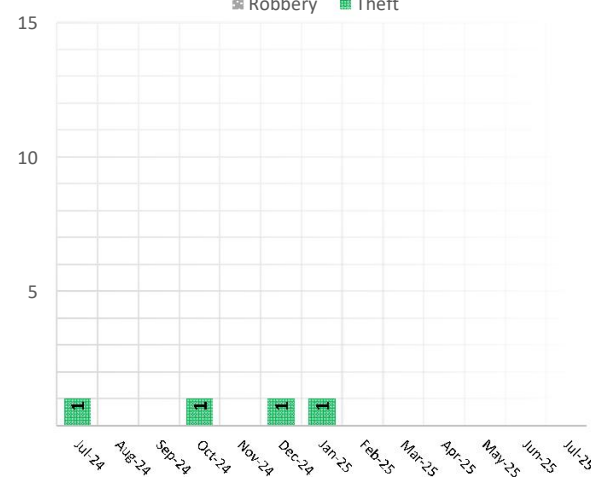
Performance Measurement Review - Santa Clara County

Violent Crimes	JUNE 2025	JULY 2025	PCT%	JULY 2024	JULY 2025	PCT %	YTD 2024	YTD 2025	PCT %
	NIBRS	NIBRS		UCR	NIBRS				
Homicide	0	0	-%	0	0	N/A	0	0	N/A
Rape	1	0	-100%	0	0	N/A	0	1	N/A
Robbery	0	0	-%	0	0	N/A	3	0	N/A
Aggravated Assault	1	0	-100%	0	0	N/A	0	2	N/A
Violent Crime Subtotal	2	0	-100%	0	0	N/A	3	3	N/A

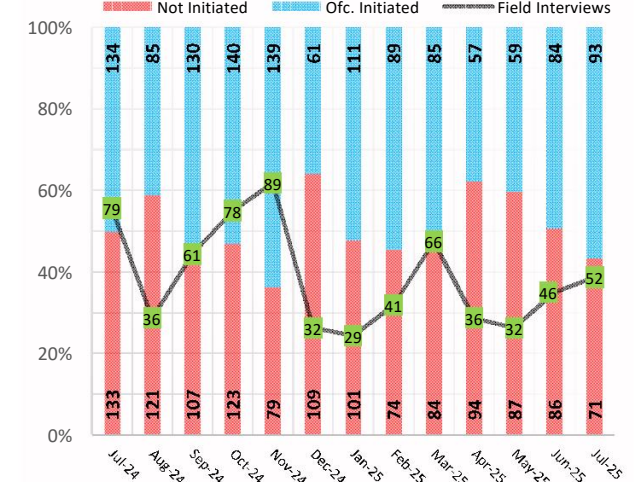
Property Crimes	JUNE 2025	JULY 2025	PCT%	JULY 2024	JULY 2025	PCT %	YTD 2024	YTD 2025	PCT %
	NIBRS	NIBRS		UCR	NIBRS				
Burglary (Structural)	0	0	-%	0	0	N/A	0	0	N/A
Larceny (Inclusive of Auto Burglary)	0	0	-%	1	0	N/A	2	2	N/A
*Auto Burglary	0	0	-%	0	0	N/A	0	0	N/A
Auto Theft	0	0	-%	0	0	N/A	0	0	N/A
Arson	0	0	-%	0	0	N/A	0	0	N/A
Property Crime Subtotal	0	0	-%	1	0	N/A	2	2	N/A

* Auto Burglary counts are excluded from Property Crime subtotals as they are included within Larceny counts

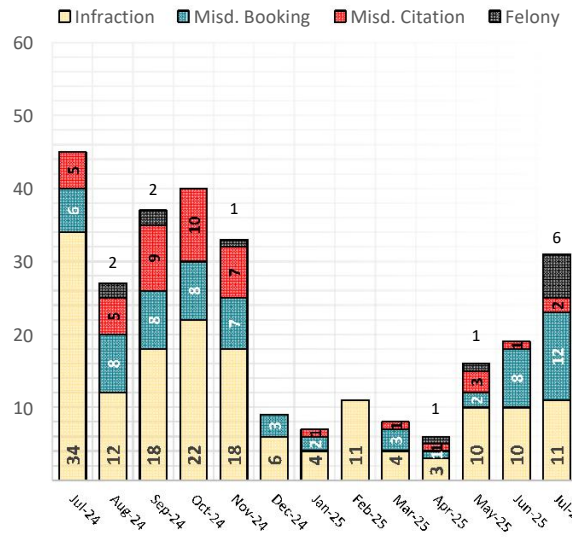
SANTA CLARA ELECTRONIC CRIMES



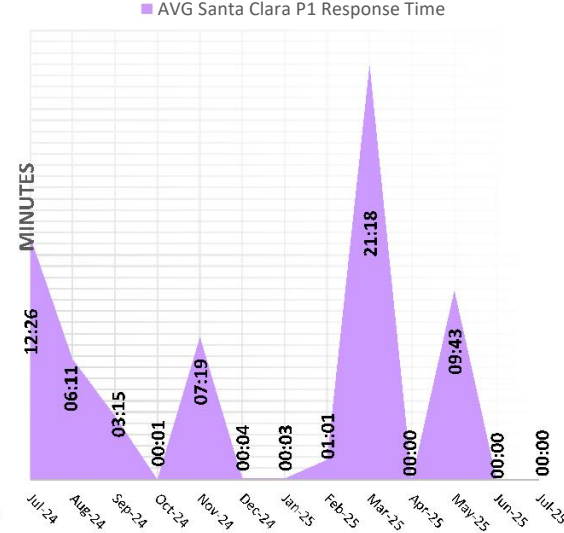
SCC OFFICER-INITIATED INCIDENTS



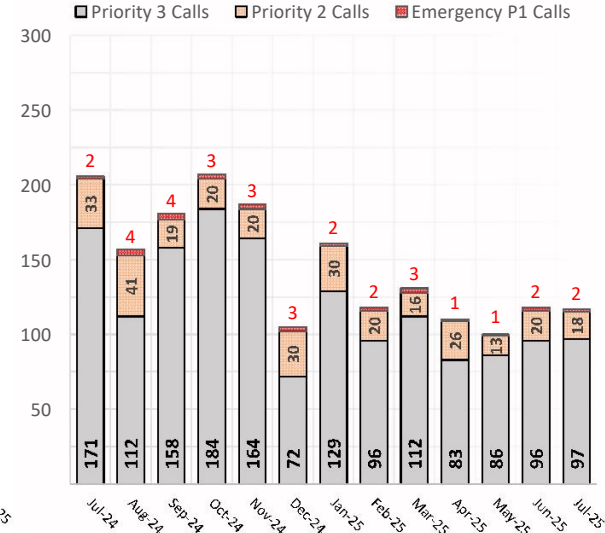
SCC ARRESTS & CITATIONS



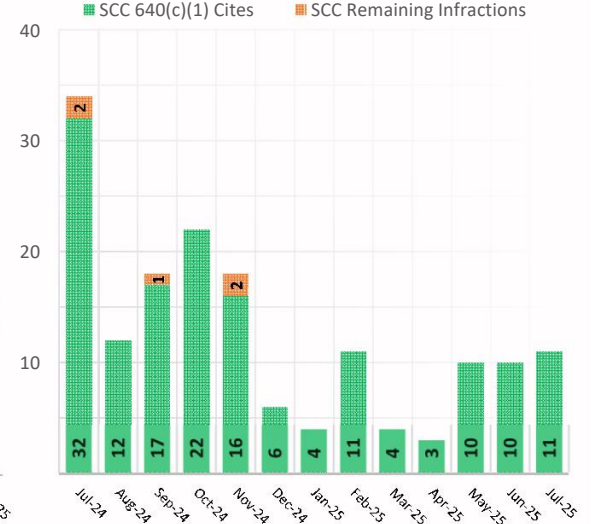
RESPONSE TIME (P1) AVG



SCC PRIORITY 1 - 3 CALLS



SCC FARE EVASION



Preface: The data is retrieved from the BART Police Database and remains unaudited until corrections. Numbers may differ from the reported data in the National Incident Based Reporting System (NIBRS) program.

Late reporting, the reclassification or unfounding of crimes, may affect statistics. Infraction citations consist of all individual charges. Felony arrests, misdemeanor arrests and citations are based on each instance per individual. According to NIBRS, DOJ submission requirements no longer include juvenile cite or arrest information on warrants and certain traffic infractions.

Internal Affairs Division Acronyms

Admin: Administrative

OIPA Investigation: Office of the Independent Police Auditor is conducting the investigation

S.R.: Supervisor Referral

Tolled: Internal Affairs Investigation is on hold (paused)

Allegation Types

Arrest or Detention

BBP: Bias Based

Policing

CUBO: Conduct Unbecoming an Officer

Courtesy

Force

POD: Performance of Duty

Policy Complaint

Policy/Procedure

Racial Animus

Reporting

Misconduct Search

or Seizure Service

Review Supervision

Truthfulness

Workplace Discrimination/Harassment

BART Police Department - Office of Internal Affairs							
Investigation Log							
IA#:	DATE OCC'D	DATE REC'D	ALLEGATION	MISC	INVESTIGATOR	STATUS	Due Date
IA2024-045	5/19/2024	5/24/2024	Bias-Based Policing Force	OIPA Investigation OIPA Intake #24-28	OIPA	In Progress	5/24/2025
IA2024-046	5/29/2024	5/30/2024	Performance of Duty CUBO Policy & Procedure		Sgt. Roan	Tolled	5/30/2025
IA2024-048	4/27/2024	5/21/2024	Arrest/Detention Courtesy Policy/Procedure	OIPA Intake #24-23	OIPA	In Progress	5/21/2025
IA2024-080	8/24/2024	8/24/2024	Bias-Based Policing Policy/Procedure Force CUBO		Sgt. Bahaduri	In Progress	8/24/2025
IA2024-081	9/5/2024	9/5/2024	Force	Investigation by Sgt. Guerra	Sgt. Bahaduri	In Progress	9/5/2025
IA2024-083	8/25/2024	8/25/2024	Policy/Procedure (BWC) Performance of Duty Force		Sgt. Bahaduri	In Progress	8/25/2025
IA2024-084	8/9/2024	8/8/2023	Truthfulness		Sgt. Roan	In Progress	8/9/2025
IA2024-086	7/4/2024	9/13/2024	Force CUBO Policy/Procedure(BWC)	OIPA Monitoring Intake #24-42	Sgt. Roan	In Progress	9/13/2025
IA2024-089	9/19/2024	9/24/2024	CUBO Force		Sgt. Roan	Tolled	9/25/2025
IA2024-090	8/28/2024	9/25/2024	Force				9/25/2025
IA2024-091	9/12/2023	9/30/2024	Performance of Duty	OIPA Monitoring Intake #24-44	Sgt. Bahaduri	In Progress	9/30/2025
IA2024-092	10/4/2024	10/4/2024	Arrest/Detention Force Policy/Procedure		Sgt. Roan	In Progress	10/4/2025
IA2024-093	10/2/2024	10/9/2024	CUBO		Sgt. Bahaduri	In Progress	10/9/2025
IA2024-094	10/6/2024	10/10/2024	Force		Sgt. Roan	Tolled	10/10/2025
IA2024-096	8/11/2024	10/15/2024	Force		Sgt. Bahaduri	In Progress	10/15/2025
IA2024-097	10/10/2024	10/17/2024	Force		Sgt. Roan	In Progress	10/17/2025
IA2024-098	10/18/2024	10/18/2024	Force Bias-Based Policing		Sgt. Roan	In Progress	10/18/2025

IA2024-099	10/19/2024	10/21/2024	Force		Sgt. Bahaduri	Tolled	10/19/2025
IA2024-100	10/19/2024	10/21/2024	Force		Sgt. Roan	Tolled	10/19/2025
IA2024-103	8/29/2024	10/23/2024	Performance of Duty		Sgt. Roan	Tolled	10/23/2025
IA2024-104	10/10/2024	10/23/2024	Force Policy and Procedure	OIPA Investigation OIPA Intake #24-45	OIPA	In Progress	10/23/2025
IA2024-105	12/23/2023	10/23/2024	Arrest/Detention CUBO	OIPA Monitoring Intake #24-18	Sgt. Bahaduri	In Progress	10/23/2025
IA2024-107	10/28/2024	11/1/2024	Policy/Procedure (Report Writing) Force CUBO	OIPA Investigation Intake #24-46	OIPA	In Progress	11/1/2025
IA2024-108	11/6/2024	11/2/2024	Policy/Procedure Force		Sgt. Roan	In Progress	11/6/2025
IA2024-109	11/13/2024	11/14/2024	CUBO Policy/Procedure		Sgt. Bahaduri	In Progress	11/13/2025
IA2024-110	5/23/2024	11/18/2024	CUBO Force		Sgt. Bahaduri	In Progress	11/18/2025
IA2024-112	12/2/2024	12/2/2024	CUBO Bias-Based Policing		Sgt. Bahaduri	In Progress	12/2/2025
IA2024-113	12/1/2024	12/2/2024	Force		Sgt. Roan	Tolled	12/2/2025
IA2024-114	12/5/2024	12/6/2024	Policy/Procedure	Administrative	Sgt. Bahaduri	In Progress	12/6/2025
IA2024-115	12/5/2024	12/10/2024	Force		Sgt. Bahaduri	In Progress	12/10/2025
IA2024-116	12/7/2024	12/10/2024	Bias-Based Policing CUBO		Sgt. Roan	In Progress	12/10/2025
IA2024-117	12/11/2024	12/11/2024	Truthfulness	Administrative	Sgt. Roan	Tolled	12/11/2025
IA2024-118	9/1/2023	12/13/2024	CUBO		Sgt. Roan	In Progress	12/13/2025
IA2024-119	12/13/2024	12/17/2024	CUBO		Sgt. Bahaduri	In Progress	12/17/2025
IA2024-120	12/17/2024	12/19/2024	Force		Sgt. Roan	In Progress	12/19/2025
IA2024-121	11/1/2024	12/23/2024	Arrest/Detention Force CUBO	OIPA Intake#24-50	OIPA	In Progress	12/23/2025
IA2025-001	12/30/2024	1/7/2025	Bias-Based Policing		Sgt. Roan	In Progress	1/7/2026
IA2025-002	1/3/2025	1/8/2025	Arrest/Detention Force CUBO		Sgt. Roan	In Progress	1/8/2026
IA2025-003	1/8/2025	1/9/2025	CUBO		Sgt. Roan	In Progress	1/8/2026

IA2025-005	<u>12/15/2024</u>	<u>1/13/2025</u>	Arrest/Detention	OIPA Monitoring Intake #24-49	Sgt. Vuong	In Progress	1/16/2026
IA2025-007	<u>1/23/2025</u>	<u>1/25/2025</u>	CUBO	Admin	Sgt. Roan	In Progress	1/23/2026
IA2025-008	<u>2/4/2025</u>	<u>2/4/2025</u>	CUBO		Sgt. Roan	In Progress	2/4/2026
IA2025-009	<u>2/4/2025</u>	<u>2/4/2025</u>	CUBO		Sgt. Roan	In Progress	2/4/2026
IA2025-011	<u>2/6/2025</u>	<u>2/6/2025</u>	Force CUBO		Sgt. Roan	In Progress	2/6/2026
IA2025-014	<u>12/22/2024</u>	<u>2/6/2025</u>	Truthfulness CUBO	Admin	Sgt. Bahaduri	In Progress	12/22/2025
IA2025-017	<u>2/25/2025</u>	<u>2/26/2025</u>	Force		Sgt. Bahaduri	In Progress	2/26/2026
IA2025-018	<u>3/6/2025</u>	<u>3/6/2025</u>	Detention		Sgt. Roan	In Progress	3/6/2026
IA2025-019	<u>1/27/2025</u>	<u>1/28/2025</u>	Courtesy CUBO Policy/Procedure	OIPA Intake #25-03	OIPA	In Progress	1/28/2026
IA2025-020	<u>2/14/2025</u>	<u>2/19/2025</u>	Policy/Procedure		Sgt. Bahaduri	In Progress	2/19/2026
IA2025-022	<u>2/26/2025</u>	<u>3/15/2025</u>	Force		Sgt. Bahaduri	In Progress	3/15/2026
IA2025-024	<u>12/22/2024</u>	<u>4/3/2025</u>	CUBO		Lt. Plumley	In Progress	4/3/2026
IA2025-025	<u>3/13/2025</u>	<u>4/2/2025</u>	Force Arrest/Detention CUBO		Sgt. Roan	In Progress	4/2/2026
IA2025-026	<u>3/22/2025</u>	<u>4/8/2025</u>	Arrest/Detention Search/Seizure Policy/Procedure	OIPA Intake #25-13	OIPA	In Progress	4/8/2026
IA2025-027	<u>4/1/2025</u>	<u>4/7/2025</u>	Force		Sgt. Bahaduri	In Progress	4/4/2026
IA2025-028	<u>4/6/2025</u>	<u>4/10/2025</u>	Force		Sgt. Bahaduri	In Progress	4/10/2026
IA2025-029	<u>4/3/2025</u>	<u>4/14/2025</u>	Force Bias Based Policing Policy/Procedure	OIPA Intake #25-16	OIPA	In Progress	4/14/2026
IA2025-030	<u>4/11/2025</u>	<u>4/19/2025</u>	Force		Sgt. Vuong	In Progress	4/19/2026
IA2025-031	<u>4/9/2025</u>	<u>4/11/2025</u>	Arrest/Detention Policy/Procedure Force	OIPA Intake #25-17	OIPA	In Progress	4/22/2026
IA2025-033	<u>5/7/2025</u>	<u>5/12/2025</u>	Policy/Procedure Performance of Duty	OIPA Intake #25-20	OIPA	In Progress	5/12/2026
IA2025-034	<u>2/7/2025</u>	<u>2/22/2025</u>	Performance of Duty		Lt. Plumley	In Progress	2/22/2026
IA2025-035	<u>4/2/2025</u>	<u>4/15/2025</u>	Performance of Duty		Lt. Plumley	In Progress	4/15/2026
IA2025-036	<u>4/9/2025</u>	<u>4/9/2025</u>	Arrest/Detention		Lt. Plumley	In Progress	4/9/2026

IA2025-037	5/19/2025	5/23/2025	Arrest/Detention Force Bias-Based Policing Policy/Procedure	OIPA Intake #25-23	OIPA	In Progress	5/23/2026
IA2025-038	6/3/2025	6/3/2025	Force CUBO		Lt. Plumley	In Progress	6/3/2026
IA2025-039	6/4/2025	6/4/2025	CUBO Bias Based Policing		Lt. Plumley	In Progress	6/4/2026
IA2025-040	4/28/2025	5/23/2025	Arrest/Detention Performance of Duty Policy/Procedure Truthfulness	OIPA Monitoring #25-21	Lt. Plumley	In Progress	5/23/2026
IA2025-041	6/10/2025	6/10/2025	CUBO Courtesy Policy/Procedure		Lt. Plumley	In Progress	6/10/2026
IA2025-042	12/28/2024	6/9/2025	Policy/Procedure		Internal Affairs	In Progress	6/9/2026
IA2025-043	9/4/2024	5/2/2025	Force		Internal Affairs	In Progress	5/2/2026
IA2025-044	9/27/2024	6/25/2025	Courtesy		Sgt. Roan	In Progress	6/25/2026
IA2025-045	6/21/2025	6/21/2025	Force		Internal Affairs	In Progress	6/21/2026
IA2025-046	6/27/2025	6/27/2025	Force CUBO		Internal Affairs	In Progress	6/27/2026
IA2025-047	6/30/2025	6/30/2025	Bias Based Policing CUBO		Sgt. Roan	In Progress	6/30/2026
IA2025-048	4/20/2025	7/1/2025	Force Policy/Procedure		Internal Affairs	In Progress	7/1/2026
IA2025-049	6/14/2025	6/17/2025	Bias Based Policing		Internal Affairs	In Progress	6/17/2026
IA2025-050	5/7/2025	7/1/2025	Policy/Procedure Performance of Duty CUBO		Internal Affairs	In Progress	7/1/2026
IA2025-051	5/5/2025	7/11/2025	Arrest/Detention Search/Seizure CUBO		Sgt. Bahaduri	In Progress	7/11/2026
IA2025-052	7/6/2025	7/14/2025	CUBO		Sgt. Bahaduri	In Progress	7/14/2026
IA2025-053	7/23/2025	7/25/2025	CUBO		Lt. Plumley	In Progress	7/25/2026
IA2025-054	7/23/2025	7/23/2025	CUBO Workplace Discrimination		Lt. Plumley	In Progress	7/23/2026
IA2025-055	7/30/2025	7/31/2025	Force CUBO Policy/Procedure		Sgt. Roan	In Progress	7/31/2026

BART Watch - 2025

	Jan	Feb	Mar	Apr	May	Jun	Jul	Aug	Sep	Oct	Nov	Dec	YTD
Crime in Progress	42	35	31	33	31	34	22						228
Disruptive Behavior	407	414	436	363	412	397	476						2905
Smoking or Drug Use	419	345	329	339	324	303	276						2335
Human Trafficking	4	2	1	1	1	0	2						11
Illegally Parked Vehicle	6	11	13	9	11	16	12						78
Aggressive Panhandling	13	11	8	15	19	16	29						111
Report a Crime Tip	17	9	11	18	20	15	18						108
Robbery / Theft	13	13	14	12	16	18	17						103
Sexual Assault / Lewd Behavior	5	5	14	25	11	13	12						85
Suspicious Activity	67	60	55	56	75	54	58						425
Unattended Bag or Package	29	29	38	19	16	19	25						175
Unsecure Door	7	10	20	14	17	21	17						106
Vandalism	47	42	37	30	36	42	31						265
Welfare Check	228	246	206	208	190	181	194						1453
Unwanted Sexual Harassment	6	3	7	5	3	6	4						34
Call Button	0	0	0	17	81	55	47						200
Total	1310	1235	1220	1164	1263	1190	1240	0	0	0	0	0	8422
Text-a-Tip	377	367	387	395	421	364	336						2647
BART Watch App Installs	784	698	773	608	611	670	630						4774

Lifetime Downloads: 107,077