

Transit Security Advisory Committee

From May 1st, 2024 to May 31st, 2024

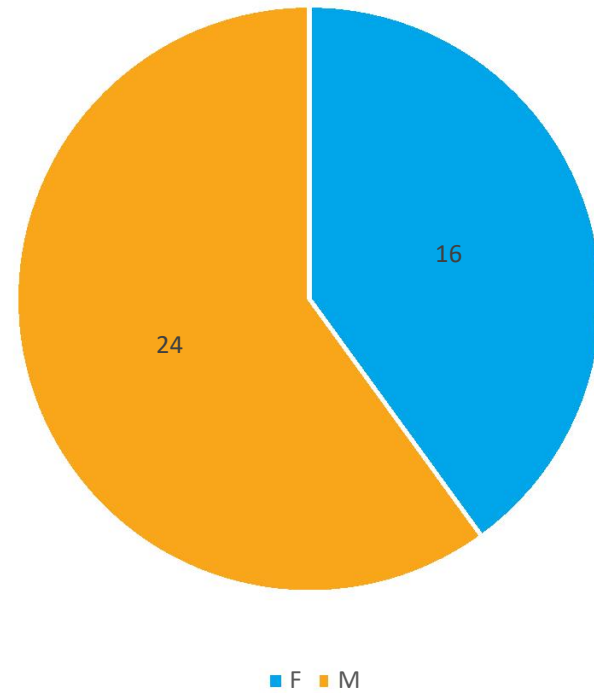
Monthly Prohibition Order Statistics

Crime Code	Description	Prohib Orders Issued	In Custody	In Custody %	Cite Released	Citation %	Appeal	Mental Illness	Transient	Juvenile
243.3 PC	Battery/Patron	13	2	15%	11	85%	0	1	1	7
69 PC	Obstruct/resist officer w/ violence	5	5	100%	0	0%	0	0	0	0
211 PC	Robbery	4	3	75%	1	25%	0	0	0	1
243(b) PC	Battery on LEO	2	1	50%	1	50%	0	0	0	2
243(e)(1) PC	Domestic Violence	2	2	100%	0	0%	0	0	0	0
417 PC	Brandishing a weapon	2	2	100%	0	0%	0	0	1	0
422 PC	Threats	2	2	100%	0	0%	0	0	1	0
647(a) PC	Lewd Conduct	2	1	50%	1	50%	0	0	0	0
11378 H&S	Possess controlled substance for sale	1	1	100%	0	0%	0	0	0	0
212.5 PC	Robbery on Train	1	1	100%	0	0%	0	1	0	0
243.35 PC	Battery on Transit Property	1	1	100%	0	0%	0	0	1	0
243.4 PC	Sexual Battery	1	1	100%	0	0%	0	0	0	0
11351 H&S	Possess/Transport Narcotics for sale	0	0	0%	0	0%	0	0	0	0
11352 H&S	Transport/sell narcotic	0	0	0%	0	0%	0	0	0	0
11359 H&S	Possesion of cannabis	0	0	0%	0	0%	0	0	0	0
148 PC	Resist Arrest	0	0	0%	0	0%	0	0	0	0
187 PC	Murder	0	0	0%	0	0%	0	0	0	0
187/664 PC	Murder, attempt	0	0	0%	0	0%	0	0	0	0
211/664 PC	Robbery, attempt	0	0	0%	0	0%	0	0	0	0
212.5/664 PC	Robbery on Train, attempt	0	0	0%	0	0%	0	0	0	0
215 PC	Car jacking	0	0	0%	0	0%	0	0	0	0
236 PC	False imprisonment	0	0	0%	0	0%	0	0	0	0
240 PC	Assault on Patron	0	0	0%	0	0%	0	0	0	0
241 PC	Assault on LEO	0	0	0%	0	0%	0	0	0	0
241(c) PC	Assault on LEO	0	0	0%	0	0%	0	0	0	0
242 PC	Battery on a patron	0	0	0%	0	0%	0	0	0	0
243(d) PC	Battery w/serious bodily injury	0	0	0%	0	0%	0	0	0	0
244 PC	Assault w/ caustic chemical	0	0	0%	0	0%	0	0	0	0
245(a)(1) PC	Assault w/deadly weapon or GBI	3	3	100%	0	0%	0	1	1	1
25400(a)(2) PC	Possession of concealed weapon	0	0	0%	0	0%	0	0	0	0
25850 PC	Possesion of firearm	0	0	0%	0	0%	0	0	0	0
261 PC	Rape	0	0	0%	0	0%	0	0	0	0
273.5 PC	Domestic Violence	0	0	0%	0	0%	0	0	0	0
273a PC	Child abuse/Endangerment	0	0	0%	0	0%	0	0	0	0
288 PC	Lewd and Lascivious act w/child	0	0	0%	0	0%	0	0	0	0
314.1 PC	Indecent Exposure	0	0	0%	0	0%	0	0	0	0
368 PC	Elder Abuse	0	0	0%	0	0%	0	0	0	0
369i(a) PC	Trespass: railroad property	0	0	0%	0	0%	0	0	0	0
369i(b) PC	Trespassing	0	0	0%	0	0%	0	0	0	0
415 PC	Disturbing the Peace	1	1	100%	0	0%	0	0	0	0
451 PC	Arson	0	0	0%	0	0%	0	0	0	0
640(d)(3) PC	Urinate public transit system	0	0	0%	0	0%	0	0	0	0
640(d)(4) PC	Blocking free movement	0	0	0%	0	0%	0	0	0	0
71 PC	Threaten LEO	0	0	0%	0	0%	0	0	0	0
		40	26	65.0%	14	35.0%	0	3	5	11

Crime Classification Statistics

Crime Classification	Count
Felony	16
Misdemeanor	24
Total	40

Crime Classification



Prohibition Orders by Gender

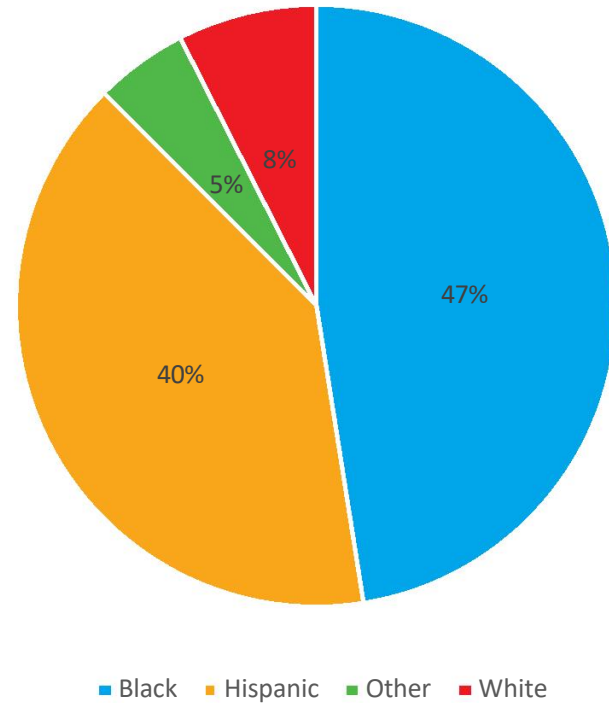
Prohibition Orders by Gender	
Male	31
Female	9
Non Binary	0
Decline to say	0
Total	40



Prohibition Orders Issued by Race

Prohibition Order Issued by Race		
Black	19	48%
Hispanic	16	40%
Other	2	5%
White	3	8%
Total	40	100%

Prohibition Orders by Race



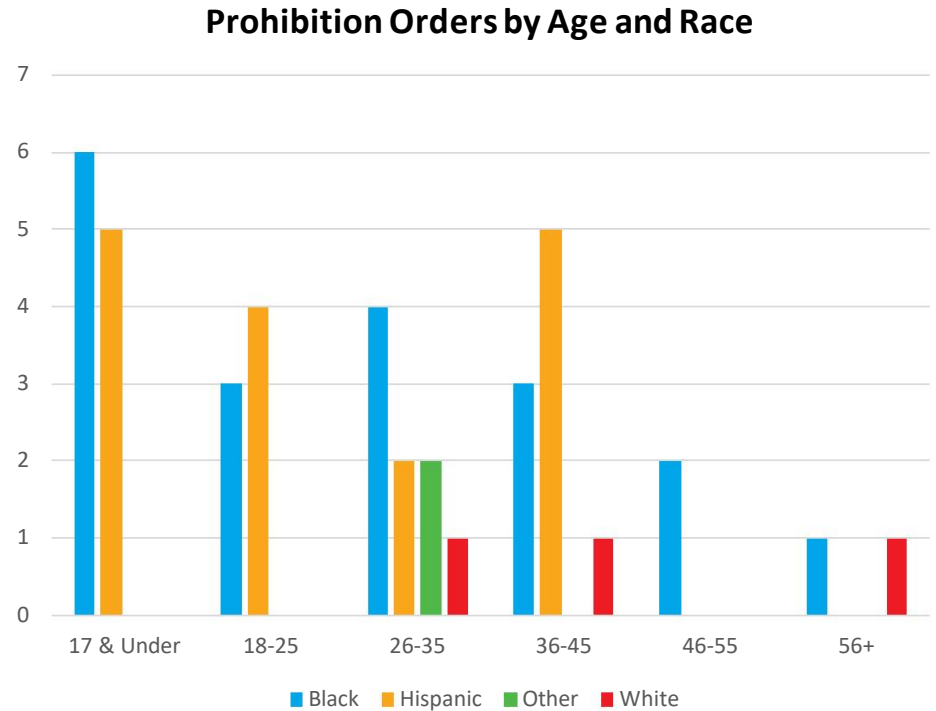
Prohibition Orders by Age

Prohibition Orders by Age	
17 & Under	11
18-25	7
26-35	9
36-45	9
46-55	2
56+	2
Total	40



Prohibition Orders by Age and Race

Prohibition Orders by Age and Race					
Age Range	Black	Hispanic	Other	White	Total
17 & Under	6	5	0	0	11
18-25	3	4	0	0	7
26-35	4	2	2	1	9
36-45	3	5	0	1	9
46-55	2	0	0	0	2
56+	1	0	0	1	2
Total	19	16	2	3	40



Prohibition Orders by Zone

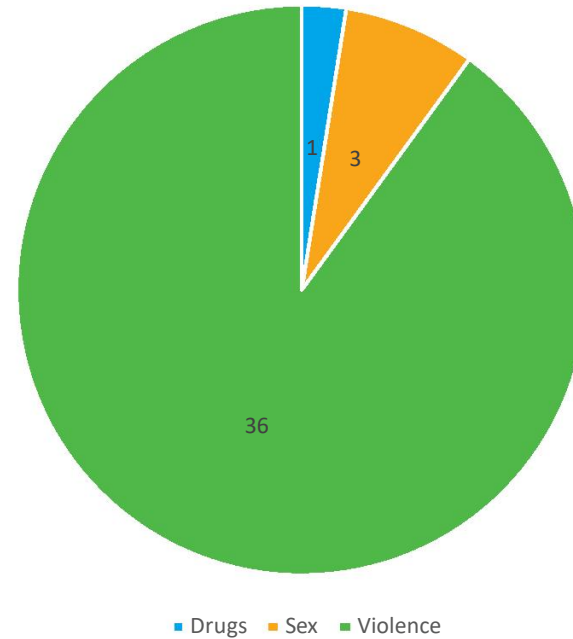
Prohibition Orders by Zone	
1	7
2C	6
2R	2
3	11
4	12
5	2
6	0
Total	40



Prohibition Orders by Crime Type

Prohibition Orders by Crime Type	
Drugs	1
Non Ap	0
Quality	0
Sex	3
Violence	36
Total	40

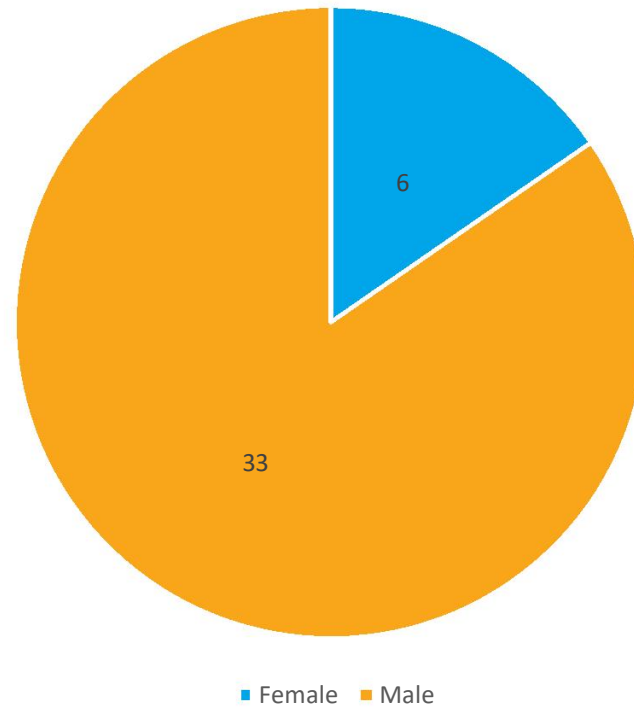
Prohibition Orders by Crime Type



Victim Gender

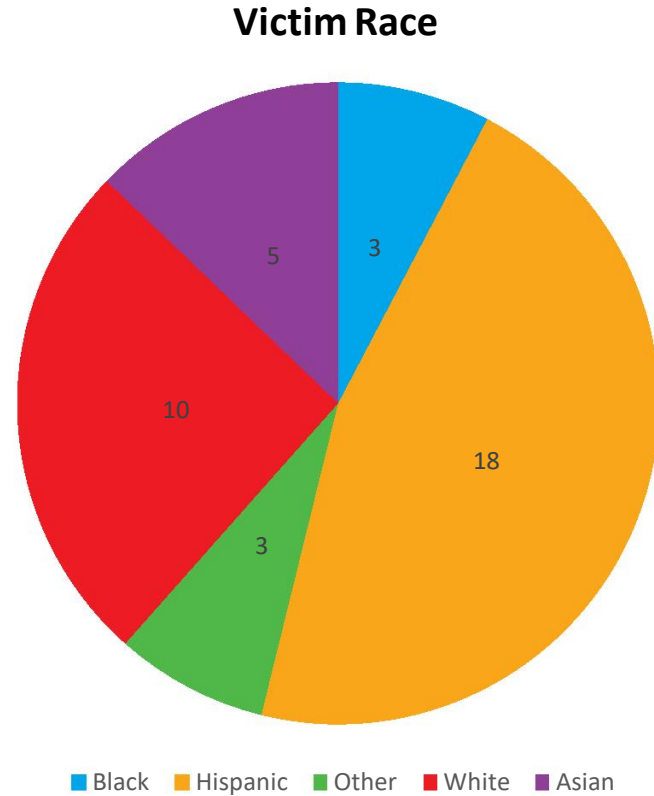
Victim Gender	
Male	33
Female	6
Non Binary	0
Decline to say	0
Unk	0
Total	39

Victim Gender



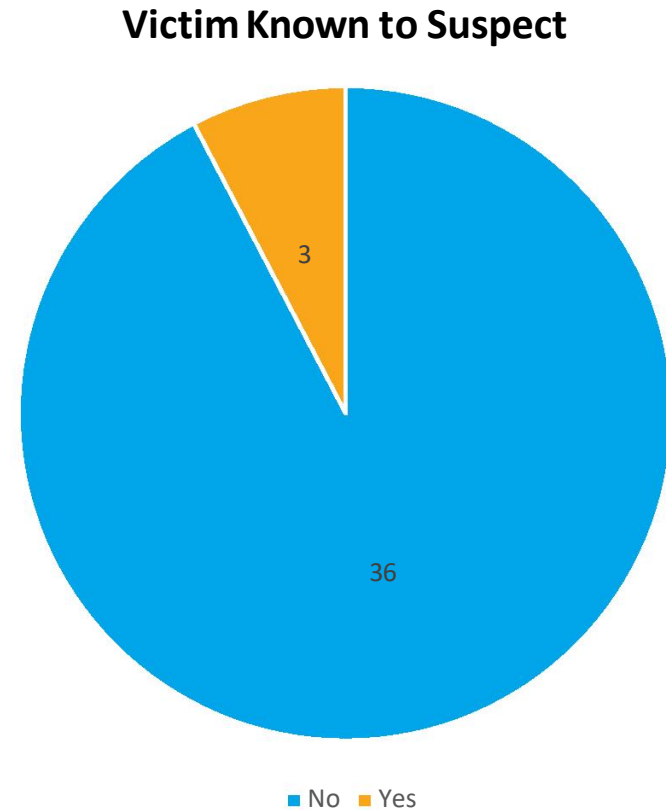
Victim Race

Victim Race	
Black	3
Hispanic	18
Other	3
White	10
Asian	5
Total	39



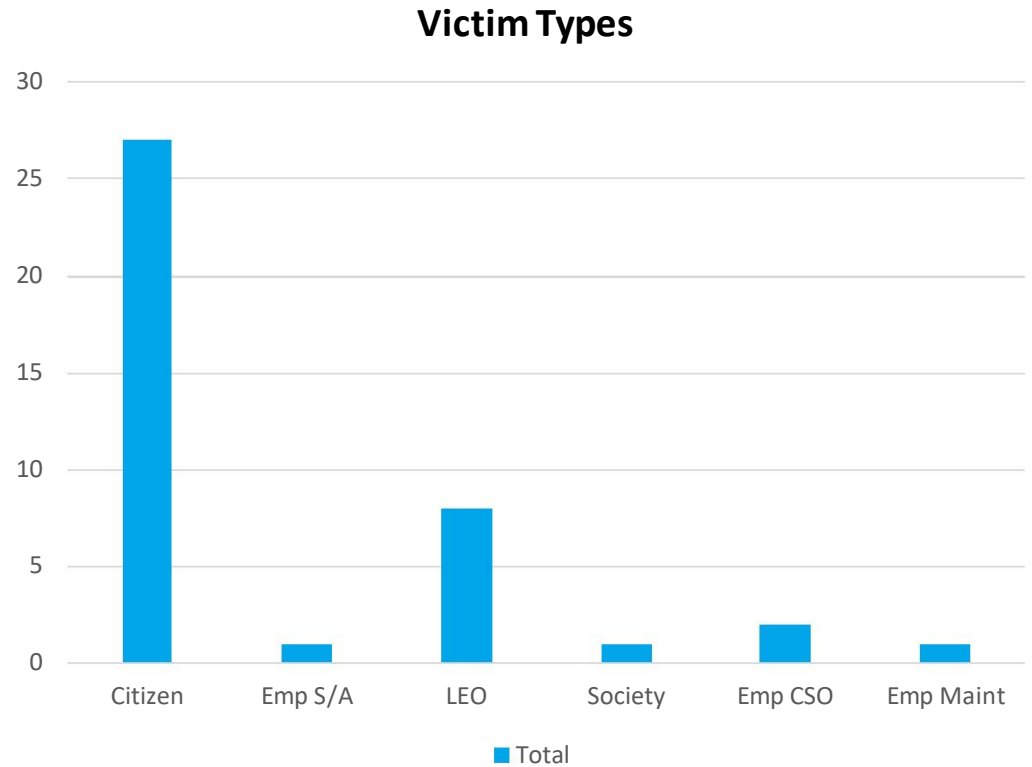
Victim Known to Suspect

Victim Known to Suspect	
No	36
Yes	3
Total	39



Victim Types

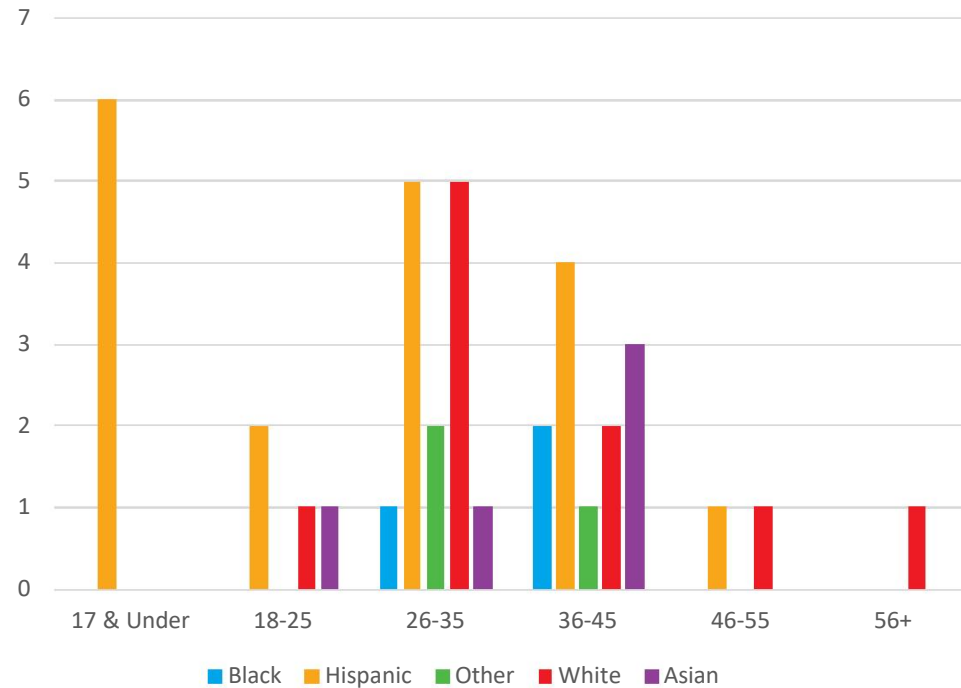
Victim Types	
Citizen	27
Society	1
LEO	8
Emp CSO	2
Emp S/A	1
Emp T/O	0
Emp Maint	1
Grand Total	40



Victim by Age and Race

Victim by Age and Race							
Age Range	Black	Hispanic	Other	White	Unk	Asian	Total
17 & Under	0	6	0	0	0	0	6
18-25	0	2	0	1	0	1	4
26-35	1	5	2	5	0	1	14
36-45	2	4	1	2	0	3	12
46-55	0	1	0	1	0	0	2
56+	0	0	0	1	0	0	1
Unk	0	0	0	0	0	0	0
Total	3	12	3	10	0	5	33

Victim by Age and Race



Top Stations

Station	Count
Civic Center	9
Bay Fair	6
Pittsburg/Bay Point	4
Lake Merritt	3
16th Street	2
Fruitvale	2
Hayward	2
Fremont	2
MacArthur	1
Concord/Martinez	1
Pleasant Hill	1
South San Francisco	1
North Berkeley	1
Oakland West	1
El Cerrito Del Norte	1
Glen Park	1
Powell Street	1
San Leandro	1
Total	40

