



EXECUTIVE DECISION DOCUMENT

GENERAL MANAGER APPROVAL:		DocuSigned by: <i>Michael Jones</i> 47000790F2D7463...		GENERAL MANAGER ACTION REQ'D:	
DATE: 12/18/2024		1/3/2025		BOARD INITIATED ITEM: No	
Originator/Prepared by: April Quintanilla Dept: District Secretary	General Counsel	Controller/Treasurer	District Secretary	BARC	
Signed by: <i>April G. A. Quintanilla</i> 72F0DC7F642E43B...	DocuSigned by: <i>Michelle Sandoval</i> 2528C067C44147D...	Signed by: <i>Steph Brach</i> 7D9A7C6E7348456...	Signed by: <i>April G. A. Quintanilla</i> 72F0DC7F642E43B...	DocuSigned by: <i>Michael Jones</i> 3BB24D65B8724F5...	
Signature/Date: 1/2/2025	1/2/2025	1/2/2025	1/3/2025	1/2/2025	
	[]	[]	[]	[]	

Declaration of November 5, 2024, Election Results

PURPOSE:

This proposed action is to declare the results of the general District election held on November 5, 2024, for Districts 5, 7, and 9, and to declare the appointment of the respective Directors for Districts 1 and 3.

DISCUSSION:

The San Francisco Bay Area Rapid Transit District was scheduled to hold a general District election on November 5, 2024, for the purpose of electing one Director in each of Districts 1, 3, 5, 7, and 9.

The Alameda County Registrar of Voters, Contra Costa County Registrar of Voters, and the City and County of San Francisco Department of Elections have certified the election returns for Districts 5, 7, and 9.

California Elections Code Section 10515 provides that when only one person files a declaration of candidacy for an elective office and a petition requesting an election for such office has not been filed with the Registrar of Voters, that person shall be appointed to office in lieu of being elected. Directors Matthew Rinn and Barnali Ghosh were the only people to file for candidacy in their respective Districts and no petitions were filed requesting an election for such office.

The Board of Supervisors of Contra Costa County has approved Matthew Rinn as



appointed BART Director for District 1. The Board of Supervisors of Alameda County has accepted Barnali Ghosh as the appointed BART Director for District 3.

ELECTION RETURNS, NOVEMBER 5, 2024

Districts and Candidates	Vote Totals	Percentages (rounded to nearest hundredth)
District 5 – Alameda County		
Melissa Hernandez	93,804	71.57%
Joseph Grcar	37,253	28.43%
	Total:131,057	
District 5 – Contra Costa County		
Melissa Hernandez	16,666	69.72%
Joseph "Doc" Grcar	7,237	30.28%
	Total: 23,903	
District 7 – Alameda County		
Victor E. Flores	86,885	57.38%
Dana Lang	64,537	42.62%
	Total: 151,422	

District 7 – City and County of San Francisco		
Victor E. Flores	5,844	59.44%
Dana Lang	3,988	40.56%
	Total: 9,832	
District 9 – City and County of San Francisco		
Edward Wright	86,966	63.07%
Joe Sangirardi	50,905	36.92%
Michael Petrelis (Write-In)	16	0.01%
	Total: 137,887	

FISCAL IMPACT:

None.

ALTERNATIVES:

None.

RECOMMENDATION:

That the Board of Directors adopts the following motion.

MOTION:

That there be entered into the Minutes of the Board the official canvass of the returns for Election Districts 1, 3, 5, 7, and 9 as taken by the Alameda County Registrar of Voters, the Contra Costa County Registrar of Voters, and the City and County of San Francisco Department of Elections for the election of November 5, 2024, the elected candidates having received the highest number of votes cast in their respective election Districts based on said official canvass; and that the following candidates are hereby declared elected or appointed to the Board of Directors of the San Francisco Bay Area Rapid Transit District:

Matthew Rinn, District 1

Barnali Ghosh, District 3

Melissa Hernandez, District 5

Victor E. Flores, District 7

Edward Wright, District 9

CERTIFICATE OF REGISTRAR OF VOTERS PURSUANT TO SECTION 10515 OF THE CALIFORNIA ELECTIONS CODE CONCERNING THE GENERAL ELECTION HELD ON TUESDAY, NOVEMBER 5, 2024, IN THE BAY AREA RAPID TRANSIT DISTRICT, DISTRICT 3.

I, **TIM DUPUIS**, Registrar of Voters, County of Alameda, State of California, do hereby certify that the number of Directors to be elected at the General Election held on Tuesday, November 5, 2024, in the Bay Area Rapid Transit District, District 3, is: **One**

I further certify that the number of nominees for Director of Bay Area Rapid Transit District, District 3, does not exceed the number of offices for Director to be filled at said election.

I further certify that the following candidate has been duly nominated for the elective office of Director, Bay Area Rapid Transit District, District 3:

BARNALI GHOSH

I hereby set my hand and my official seal this **5th** day of **December 2024**.



Cynthia Comiso
for **TIM DUPUIS**
Registrar of Voters
Alameda County
State of California

STATE OF CALIFORNIA }
COUNTY OF ALAMEDA } ss.

I, **TIM DUPUIS**, Registrar of Voters for the County of Alameda, State of California, having canvassed the returns of all votes cast in the **Bay Area Rapid Transit District, District 5**, at the General Election held on **Tuesday, November 5, 2024**, do hereby certify the following to be a full, true and correct Statement of the Results of all the votes cast, to which this certificate is attached, at said election for each candidate in the **Bay Area Rapid Transit District, District 5**, for the office of **Director, District 5**.

I hereby set my hand and my official seal this **5th** day of **December 2024**.



Cynthia Corzina
for **TIM DUPUIS**
Registrar of Voters
Alameda County
State of California

1 BART Director, District 5								
		Registered Voters	Voters Cast	Turnout (%)	MELISSA HERNANDEZ	JOSEPH GRCAR	Over Votes	Under Votes
400100	Election Day	757	45	5.94 %	21	11		13
400100	Vote by Mail	757	575	75.96 %	431	49		95
400100	Youth Voting Election Day	757	0	0.00 %				
400100	Youth Voting Vote by Mail	757	0	0.00 %				
400100	Total	757	620	81.90 %	452	60		108
400200	Election Day	2388	154	6.45 %	90	27		37
400200	Vote by Mail	2388	1746	73.12 %	1298	180		268
400200	Youth Voting Election Day	2388	0	0.00 %				
400200	Youth Voting Vote by Mail	2388	0	0.00 %				
400200	Total	2388	1900	79.56 %	1388	207		305
400300	Election Day	2046	157	7.67 %	101	24		32
400300	Vote by Mail	2046	1511	73.85 %	1112	166		233
400300	Youth Voting Election Day	2046	0	0.00 %				
400300	Youth Voting Vote by Mail	2046	0	0.00 %				
400300	Total	2046	1668	81.52 %	1213	190		265
430400	Election Day	597	46	7.71 %	27	8		11
430400	Vote by Mail	597	310	51.93 %	198	48		64
430400	Youth Voting Election Day	597	0	0.00 %				
430400	Youth Voting Vote by Mail	597	0	0.00 %				
430400	Total	597	356	59.63 %	225	56		75
430420	Election Day	1	0	0.00 %				
430420	Vote by Mail	1	0	0.00 %				
430420	Youth Voting Election Day	1	0	0.00 %				
430420	Youth Voting Vote by Mail	1	0	0.00 %				
430420	Total	1	0	0.00 %				
430430	Election Day	138	10	7.25 %	***	***	***	***
430430	Vote by Mail	138	67	48.55 %	49	10		8
430430	Youth Voting Election Day	138	0	0.00 %				
430430	Youth Voting Vote by Mail	138	0	0.00 %				
430430	Total	138	77	55.80 %	57	11		9
430500	Election Day	2	0	0.00 %				
430500	Vote by Mail	2	1	50.00 %	***	***	***	***
430500	Youth Voting Election Day	2	0	0.00 %				
430500	Youth Voting Vote by Mail	2	0	0.00 %				
430500	Total	2	1	50.00 %	***	***	***	***
430600	Election Day	2981	299	10.03 %	176	48		75
430600	Vote by Mail	2981	1526	51.19 %	985	229		312
430600	Youth Voting Election Day	2981	0	0.00 %				
430600	Youth Voting Vote by Mail	2981	0	0.00 %				
430600	Total	2981	1825	61.22 %	1161	277		387

1 BART Director, District 5								
		Registered Voters	Voters Cast	Turnout (%)	MELISSA HERNANDEZ	JOSEPH GRCAR	Over Votes	Under Votes
430700	Election Day	511	30	5.87 %	18	6		6
430700	Vote by Mail	511	353	69.08 %	216	44		93
430700	Youth Voting Election Day	511	0	0.00 %				
430700	Youth Voting Vote by Mail	511	0	0.00 %				
430700	Total	511	383	74.95 %	234	50		99
430720	Election Day	183	14	7.65 %	7	4		3
430720	Vote by Mail	183	124	67.76 %	70	23		31
430720	Youth Voting Election Day	183	0	0.00 %				
430720	Youth Voting Vote by Mail	183	0	0.00 %				
430720	Total	183	138	75.41 %	77	27		34
430800	Election Day	1008	119	11.81 %	75	21		23
430800	Vote by Mail	1008	478	47.42 %	317	57		104
430800	Youth Voting Election Day	1008	0	0.00 %				
430800	Youth Voting Vote by Mail	1008	0	0.00 %				
430800	Total	1008	597	59.23 %	392	78		127
430820	Election Day	0	0					
430820	Vote by Mail	0	0					
430820	Youth Voting Election Day	0	0					
430820	Youth Voting Vote by Mail	0	0					
430820	Total	0	0					
431100	Election Day	1697	151	8.90 %	87	30		34
431100	Vote by Mail	1697	939	55.33 %	602	148		189
431100	Youth Voting Election Day	1697	0	0.00 %				
431100	Youth Voting Vote by Mail	1697	0	0.00 %				
431100	Total	1697	1090	64.23 %	689	178		223
431110	Election Day	14	1	7.14 %	***	***	***	***
431110	Vote by Mail	14	11	78.57 %	1	1		9
431110	Youth Voting Election Day	14	0	0.00 %				
431110	Youth Voting Vote by Mail	14	0	0.00 %				
431110	Total	14	12	85.71 %	1	1		10
431120	Election Day	6	2	33.33 %	***	***	***	***
431120	Vote by Mail	6	1	16.67 %	***	***	***	***
431120	Youth Voting Election Day	6	0	0.00 %				
431120	Youth Voting Vote by Mail	6	0	0.00 %				
431120	Total	6	3	50.00 %	***	***	***	***
431300	Election Day	118	7	5.93 %	***	***	***	***
431300	Vote by Mail	118	74	62.71 %	34	16		24
431300	Youth Voting Election Day	118	0	0.00 %				
431300	Youth Voting Vote by Mail	118	0	0.00 %				
431300	Total	118	81	68.64 %	36	20		25

1 BART Director, District 5

		Registered Voters	Voters Cast	Turnout (%)	MELISSA HERNANDEZ	JOSEPH GRCAR	Over Votes	Under Votes
431500	Election Day	202	15	7.43 %	11	2		2
431500	Vote by Mail	202	126	62.38 %	81	17		28
431500	Youth Voting Election Day	202	0	0.00 %				
431500	Youth Voting Vote by Mail	202	0	0.00 %				
431500	Total	202	141	69.80 %	92	19		30
431610	Election Day	44	2	4.55 %	***	***	***	***
431610	Vote by Mail	44	30	68.18 %	26			4
431610	Youth Voting Election Day	44	0	0.00 %				
431610	Youth Voting Vote by Mail	44	0	0.00 %				
431610	Total	44	32	72.73 %	26	2		4
431700	Election Day	250	15	6.00 %	7	4		4
431700	Vote by Mail	250	145	58.00 %	93	24		28
431700	Youth Voting Election Day	250	0	0.00 %				
431700	Youth Voting Vote by Mail	250	0	0.00 %				
431700	Total	250	160	64.00 %	100	28		32
431730	Election Day	82	7	8.54 %	***	***	***	***
431730	Vote by Mail	82	55	67.07 %	28	9		18
431730	Youth Voting Election Day	82	0	0.00 %				
431730	Youth Voting Vote by Mail	82	0	0.00 %				
431730	Total	82	62	75.61 %	32	11		19
431800	Election Day	1697	136	8.01 %	79	30		27
431800	Vote by Mail	1697	879	51.80 %	535	145		199
431800	Youth Voting Election Day	1697	0	0.00 %				
431800	Youth Voting Vote by Mail	1697	0	0.00 %				
431800	Total	1697	1015	59.81 %	614	175		226
443700	Election Day	488	30	6.15 %	14	7		9
443700	Vote by Mail	488	249	51.02 %	157	58		34
443700	Youth Voting Election Day	488	0	0.00 %				
443700	Youth Voting Vote by Mail	488	0	0.00 %				
443700	Total	488	279	57.17 %	171	65		43
443720	Election Day	0	0					
443720	Vote by Mail	0	0					
443720	Youth Voting Election Day	0	0					
443720	Youth Voting Vote by Mail	0	0					
443720	Total	0	0					
443800	Election Day	348	14	4.02 %	9	1		4
443800	Vote by Mail	348	204	58.62 %	146	28		30
443800	Youth Voting Election Day	348	0	0.00 %				
443800	Youth Voting Vote by Mail	348	0	0.00 %				
443800	Total	348	218	62.64 %	155	29		34

1 BART Director, District 5								
		Registered Voters	Voters Cast	Turnout (%)	MELISSA HERNANDEZ	JOSEPH GRCAR	Over Votes	Under Votes
447010	Election Day	4	0	0.00 %				
447010	Vote by Mail	4	3	75.00 %	***	***	***	***
447010	Youth Voting Election Day	4	0	0.00 %				
447010	Youth Voting Vote by Mail	4	0	0.00 %				
447010	Total	4	3	75.00 %	***	***	***	***
447020	Election Day	0	0					
447020	Vote by Mail	0	0					
447020	Youth Voting Election Day	0	0					
447020	Youth Voting Vote by Mail	0	0					
447020	Total	0	0					
447100	Election Day	34	2	5.88 %	***	***	***	***
447100	Vote by Mail	34	11	32.35 %	5	3		3
447100	Youth Voting Election Day	34	0	0.00 %				
447100	Youth Voting Vote by Mail	34	0	0.00 %				
447100	Total	34	13	38.24 %	5	3		5
447110	Election Day	0	0					
447110	Vote by Mail	0	0					
447110	Youth Voting Election Day	0	0					
447110	Youth Voting Vote by Mail	0	0					
447110	Total	0	0					
447120	Election Day	0	0					
447120	Vote by Mail	0	0					
447120	Youth Voting Election Day	0	0					
447120	Youth Voting Vote by Mail	0	0					
447120	Total	0	0					
447200	Election Day	1016	98	9.65 %	56	19		23
447200	Vote by Mail	1016	633	62.30 %	447	83		103
447200	Youth Voting Election Day	1016	0	0.00 %				
447200	Youth Voting Vote by Mail	1016	0	0.00 %				
447200	Total	1016	731	71.95 %	503	102		126
447210	Election Day	7	0	0.00 %				
447210	Vote by Mail	7	7	100.00 %	***	***	***	***
447210	Youth Voting Election Day	7	0	0.00 %				
447210	Youth Voting Vote by Mail	7	0	0.00 %				
447210	Total	7	7	100.00 %	***	***	***	***
447300	Election Day	332	32	9.64 %	15	11		6
447300	Vote by Mail	332	241	72.59 %	144	39		58
447300	Youth Voting Election Day	332	0	0.00 %				
447300	Youth Voting Vote by Mail	332	0	0.00 %				
447300	Total	332	273	82.23 %	159	50		64

1 BART Director, District 5								
		Registered Voters	Voters Cast	Turnout (%)	MELISSA HERNANDEZ	JOSEPH GRCAR	Over Votes	Under Votes
447510	Election Day	41	2	4.88 %	***	***	***	***
447510	Vote by Mail	41	27	65.85 %	20	2		5
447510	Youth Voting Election Day	41	0	0.00 %				
447510	Youth Voting Vote by Mail	41	0	0.00 %				
447510	Total	41	29	70.73 %	22	2		5
447600	Election Day	1872	162	8.65 %	96	25		41
447600	Vote by Mail	1872	1045	55.82 %	700	158		187
447600	Youth Voting Election Day	1872	0	0.00 %				
447600	Youth Voting Vote by Mail	1872	0	0.00 %				
447600	Total	1872	1207	64.48 %	796	183		228
447700	Election Day	416	46	11.06 %	24	13		9
447700	Vote by Mail	416	233	56.01 %	141	53		39
447700	Youth Voting Election Day	416	0	0.00 %				
447700	Youth Voting Vote by Mail	416	0	0.00 %				
447700	Total	416	279	67.07 %	165	66		48
447730	Election Day	73	4	5.48 %	***	***	***	***
447730	Vote by Mail	73	48	65.75 %	32	4		12
447730	Youth Voting Election Day	73	0	0.00 %				
447730	Youth Voting Vote by Mail	73	0	0.00 %				
447730	Total	73	52	71.23 %	32	6		14
456610	Election Day	16	2	12.50 %	***	***	***	***
456610	Vote by Mail	16	12	75.00 %	5	2		5
456610	Youth Voting Election Day	16	0	0.00 %				
456610	Youth Voting Vote by Mail	16	0	0.00 %				
456610	Total	16	14	87.50 %	5	2		7
456620	Election Day	58	4	6.90 %	***	***	***	***
456620	Vote by Mail	58	44	75.86 %	29	11		4
456620	Youth Voting Election Day	58	0	0.00 %				
456620	Youth Voting Vote by Mail	58	0	0.00 %				
456620	Total	58	48	82.76 %	32	11		5
456700	Election Day	1657	95	5.73 %	46	29		20
456700	Vote by Mail	1657	1134	68.44 %	730	196		208
456700	Youth Voting Election Day	1657	0	0.00 %				
456700	Youth Voting Vote by Mail	1657	0	0.00 %				
456700	Total	1657	1229	74.17 %	776	225		228
456910	Election Day	213	12	5.63 %	8	2		2
456910	Vote by Mail	213	171	80.28 %	106	26		39
456910	Youth Voting Election Day	213	0	0.00 %				
456910	Youth Voting Vote by Mail	213	0	0.00 %				
456910	Total	213	183	85.92 %	114	28		41

1 BART Director, District 5								
		Registered Voters	Voters Cast	Turnout (%)	MELISSA HERNANDEZ	JOSEPH GRCAR	Over Votes	Under Votes
464220	Election Day	1	0	0.00 %				
464220	Vote by Mail	1	0	0.00 %				
464220	Youth Voting Election Day	1	0	0.00 %				
464220	Youth Voting Vote by Mail	1	0	0.00 %				
464220	Total	1	0	0.00 %				
464300	Election Day	0	0					
464300	Vote by Mail	0	0					
464300	Youth Voting Election Day	0	0					
464300	Youth Voting Vote by Mail	0	0					
464300	Total	0	0					
464310	Election Day	0	0					
464310	Vote by Mail	0	0					
464310	Youth Voting Election Day	0	0					
464310	Youth Voting Vote by Mail	0	0					
464310	Total	0	0					
464500	Election Day	66	4	6.06 %	***	***	***	***
464500	Vote by Mail	66	50	75.76 %	22	8		20
464500	Youth Voting Election Day	66	0	0.00 %				
464500	Youth Voting Vote by Mail	66	0	0.00 %				
464500	Total	66	54	81.82 %	23	10		21
464510	Election Day	0	1		***	***	***	***
464510	Vote by Mail	0	0					
464510	Youth Voting Election Day	0	0					
464510	Youth Voting Vote by Mail	0	0					
464510	Total	0	1		***	***	***	***
464660	Election Day	181	18	9.94 %	5	5		8
464660	Vote by Mail	181	119	65.75 %	67	23	1	28
464660	Youth Voting Election Day	181	0	0.00 %				
464660	Youth Voting Vote by Mail	181	0	0.00 %				
464660	Total	181	137	75.69 %	72	28	1	36
464670	Election Day	42	4	9.52 %	***	***	***	***
464670	Vote by Mail	42	23	54.76 %	7	2		14
464670	Youth Voting Election Day	42	0	0.00 %				
464670	Youth Voting Vote by Mail	42	0	0.00 %				
464670	Total	42	27	64.29 %	11	2		14
464700	Election Day	0	0					
464700	Vote by Mail	0	0					
464700	Youth Voting Election Day	0	0					
464700	Youth Voting Vote by Mail	0	0					
464700	Total	0	0					

1 BART Director, District 5								
		Registered Voters	Voters Cast	Turnout (%)	MELISSA HERNANDEZ	JOSEPH GRCAR	Over Votes	Under Votes
464710	Election Day	0	0					
464710	Vote by Mail	0	0					
464710	Youth Voting Election Day	0	0					
464710	Youth Voting Vote by Mail	0	0					
464710	Total	0	0					
464720	Election Day	0	0					
464720	Vote by Mail	0	0					
464720	Youth Voting Election Day	0	0					
464720	Youth Voting Vote by Mail	0	0					
464720	Total	0	0					
470100	Election Day	219	14	6.39 %	5	4		5
470100	Vote by Mail	219	140	63.93 %	68	30	1	41
470100	Youth Voting Election Day	219	0	0.00 %				
470100	Youth Voting Vote by Mail	219	0	0.00 %				
470100	Total	219	154	70.32 %	73	34	1	46
470600	Election Day	2351	173	7.36 %	86	41		46
470600	Vote by Mail	2351	1549	65.89 %	996	231		322
470600	Youth Voting Election Day	2351	0	0.00 %				
470600	Youth Voting Vote by Mail	2351	0	0.00 %				
470600	Total	2351	1722	73.25 %	1082	272		368
470700	Election Day	491	59	12.02 %	31	15		13
470700	Vote by Mail	491	228	46.44 %	145	45		38
470700	Youth Voting Election Day	491	0	0.00 %				
470700	Youth Voting Vote by Mail	491	0	0.00 %				
470700	Total	491	287	58.45 %	176	60		51
470800	Election Day	1381	143	10.35 %	73	43		27
470800	Vote by Mail	1381	843	61.04 %	515	149		179
470800	Youth Voting Election Day	1381	0	0.00 %				
470800	Youth Voting Vote by Mail	1381	0	0.00 %				
470800	Total	1381	986	71.40 %	588	192		206
471900	Election Day	3505	264	7.53 %	131	76	1	56
471900	Vote by Mail	3505	2406	68.64 %	1515	388		503
471900	Youth Voting Election Day	3505	0	0.00 %				
471900	Youth Voting Vote by Mail	3505	0	0.00 %				
471900	Total	3505	2670	76.18 %	1646	464	1	559
472200	Election Day	2974	310	10.42 %	182	69		59
472200	Vote by Mail	2974	1638	55.08 %	1109	253	1	275
472200	Youth Voting Election Day	2974	0	0.00 %				
472200	Youth Voting Vote by Mail	2974	0	0.00 %				
472200	Total	2974	1948	65.50 %	1291	322	1	334

1 BART Director, District 5

		Registered Voters	Voters Cast	Turnout (%)	MELISSA HERNANDEZ	JOSEPH GRCAR	Over Votes	Under Votes
472300	Election Day	2343	218	9.30 %	115	56		47
472300	Vote by Mail	2343	1367	58.34 %	910	221		236
472300	Youth Voting Election Day	2343	0	0.00 %				
472300	Youth Voting Vote by Mail	2343	0	0.00 %				
472300	Total	2343	1585	67.65 %	1025	277		283
472610	Election Day	3282	242	7.37 %	117	73		52
472610	Vote by Mail	3282	2281	69.50 %	1472	376	1	432
472610	Youth Voting Election Day	3282	0	0.00 %				
472610	Youth Voting Vote by Mail	3282	0	0.00 %				
472610	Total	3282	2523	76.87 %	1589	449	1	484
472920	Election Day	2	0	0.00 %				
472920	Vote by Mail	2	1	50.00 %	***	***	***	***
472920	Youth Voting Election Day	2	0	0.00 %				
472920	Youth Voting Vote by Mail	2	0	0.00 %				
472920	Total	2	1	50.00 %	***	***	***	***
473010	Election Day	3253	220	6.76 %	105	55		60
473010	Vote by Mail	3253	2310	71.01 %	1522	349		439
473010	Youth Voting Election Day	3253	0	0.00 %				
473010	Youth Voting Vote by Mail	3253	0	0.00 %				
473010	Total	3253	2530	77.77 %	1627	404		499
473900	Election Day	1833	119	6.49 %	58	35		26
473900	Vote by Mail	1833	1359	74.14 %	910	216		233
473900	Youth Voting Election Day	1833	0	0.00 %				
473900	Youth Voting Vote by Mail	1833	0	0.00 %				
473900	Total	1833	1478	80.63 %	968	251		259
474010	Election Day	1284	119	9.27 %	65	23		31
474010	Vote by Mail	1284	832	64.80 %	500	139		193
474010	Youth Voting Election Day	1284	0	0.00 %				
474010	Youth Voting Vote by Mail	1284	0	0.00 %				
474010	Total	1284	951	74.07 %	565	162		224
474200	Election Day	2203	201	9.12 %	104	56	1	40
474200	Vote by Mail	2203	1529	69.41 %	963	245		321
474200	Youth Voting Election Day	2203	0	0.00 %				
474200	Youth Voting Vote by Mail	2203	0	0.00 %				
474200	Total	2203	1730	78.53 %	1067	301	1	361
474600	Election Day	3965	303	7.64 %	156	75		72
474600	Vote by Mail	3965	2472	62.35 %	1577	389		506
474600	Youth Voting Election Day	3965	0	0.00 %				
474600	Youth Voting Vote by Mail	3965	0	0.00 %				
474600	Total	3965	2775	69.99 %	1733	464		578

1 BART Director, District 5

		Registered Voters	Voters Cast	Turnout (%)	MELISSA HERNANDEZ	JOSEPH GRCAR	Over Votes	Under Votes
475020	Election Day	434	25	5.76 %	13	7		5
475020	Vote by Mail	434	311	71.66 %	199	56		56
475020	Youth Voting Election Day	434	0	0.00 %				
475020	Youth Voting Vote by Mail	434	0	0.00 %				
475020	Total	434	336	77.42 %	212	63		61
475100	Election Day	1354	83	6.13 %	38	24		21
475100	Vote by Mail	1354	1000	73.86 %	648	150	1	201
475100	Youth Voting Election Day	1354	0	0.00 %				
475100	Youth Voting Vote by Mail	1354	0	0.00 %				
475100	Total	1354	1083	79.99 %	686	174	1	222
475200	Election Day	1174	79	6.73 %	38	24		17
475200	Vote by Mail	1174	749	63.80 %	460	147		142
475200	Youth Voting Election Day	1174	0	0.00 %				
475200	Youth Voting Vote by Mail	1174	0	0.00 %				
475200	Total	1174	828	70.53 %	498	171		159
475500	Election Day	3526	387	10.98 %	210	88		89
475500	Vote by Mail	3526	2297	65.14 %	1373	392		532
475500	Youth Voting Election Day	3526	0	0.00 %				
475500	Youth Voting Vote by Mail	3526	0	0.00 %				
475500	Total	3526	2684	76.12 %	1583	480		621
475600	Election Day	48	0	0.00 %				
475600	Vote by Mail	48	40	83.33 %	19	11		10
475600	Youth Voting Election Day	48	0	0.00 %				
475600	Youth Voting Vote by Mail	48	0	0.00 %				
475600	Total	48	40	83.33 %	19	11		10
475630	Election Day	0	0					
475630	Vote by Mail	0	0					
475630	Youth Voting Election Day	0	0					
475630	Youth Voting Vote by Mail	0	0					
475630	Total	0	0					
475700	Election Day	5	0	0.00 %				
475700	Vote by Mail	5	5	100.00 %	***	***	***	***
475700	Youth Voting Election Day	5	0	0.00 %				
475700	Youth Voting Vote by Mail	5	0	0.00 %				
475700	Total	5	5	100.00 %	***	***	***	***
475710	Election Day	0	0					
475710	Vote by Mail	0	0					
475710	Youth Voting Election Day	0	0					
475710	Youth Voting Vote by Mail	0	0					
475710	Total	0	0					

1 BART Director, District 5								
		Registered Voters	Voters Cast	Turnout (%)	MELISSA HERNANDEZ	JOSEPH GRCAR	Over Votes	Under Votes
476100	Election Day	2455	166	6.76 %	86	46		34
476100	Vote by Mail	2455	1662	67.70 %	1028	281		353
476100	Youth Voting Election Day	2455	0	0.00 %				
476100	Youth Voting Vote by Mail	2455	0	0.00 %				
476100	Total	2455	1828	74.46 %	1114	327		387
480010	Election Day	0	0					
480010	Vote by Mail	0	0					
480010	Youth Voting Election Day	0	0					
480010	Youth Voting Vote by Mail	0	0					
480010	Total	0	0					
481430	Election Day	0	0					
481430	Vote by Mail	0	0					
481430	Youth Voting Election Day	0	0					
481430	Youth Voting Vote by Mail	0	0					
481430	Total	0	0					
482000	Election Day	229	21	9.17 %	13	3		5
482000	Vote by Mail	229	92	40.17 %	55	13		24
482000	Youth Voting Election Day	229	0	0.00 %				
482000	Youth Voting Vote by Mail	229	0	0.00 %				
482000	Total	229	113	49.34 %	68	16		29
482040	Election Day	5	0	0.00 %				
482040	Vote by Mail	5	4	80.00 %	***	***	***	***
482040	Youth Voting Election Day	5	0	0.00 %				
482040	Youth Voting Vote by Mail	5	0	0.00 %				
482040	Total	5	4	80.00 %	***	***	***	***
482050	Election Day	16	4	25.00 %	***	***	***	***
482050	Vote by Mail	16	14	87.50 %	5	3		6
482050	Youth Voting Election Day	16	0	0.00 %				
482050	Youth Voting Vote by Mail	16	0	0.00 %				
482050	Total	16	18	112.50 %	6	4		8
490040	Election Day	111	11	9.91 %	5	3		3
490040	Vote by Mail	111	70	63.06 %	37	7		26
490040	Youth Voting Election Day	111	0	0.00 %				
490040	Youth Voting Vote by Mail	111	0	0.00 %				
490040	Total	111	81	72.97 %	42	10		29
491000	Election Day	2807	264	9.41 %	140	63		61
491000	Vote by Mail	2807	1677	59.74 %	1106	220		351
491000	Youth Voting Election Day	2807	0	0.00 %				
491000	Youth Voting Vote by Mail	2807	0	0.00 %				
491000	Total	2807	1941	69.15 %	1246	283		412

1 BART Director, District 5

		Registered Voters	Voters Cast	Turnout (%)	MELISSA HERNANDEZ	JOSEPH GRCAR	Over Votes	Under Votes
491010	Election Day	4	0	0.00 %				
491010	Vote by Mail	4	1	25.00 %	***	***	***	***
491010	Youth Voting Election Day	4	0	0.00 %				
491010	Youth Voting Vote by Mail	4	0	0.00 %				
491010	Total	4	1	25.00 %	***	***	***	***
491020	Election Day	0	0					
491020	Vote by Mail	0	0					
491020	Youth Voting Election Day	0	0					
491020	Youth Voting Vote by Mail	0	0					
491020	Total	0	0					
491040	Election Day	0	0					
491040	Vote by Mail	0	0					
491040	Youth Voting Election Day	0	0					
491040	Youth Voting Vote by Mail	0	0					
491040	Total	0	0					
491090	Election Day	0	0					
491090	Vote by Mail	0	0					
491090	Youth Voting Election Day	0	0					
491090	Youth Voting Vote by Mail	0	0					
491090	Total	0	0					
491300	Election Day	3295	317	9.62 %	159	86		72
491300	Vote by Mail	3295	2014	61.12 %	1276	335		403
491300	Youth Voting Election Day	3295	0	0.00 %				
491300	Youth Voting Vote by Mail	3295	0	0.00 %				
491300	Total	3295	2331	70.74 %	1435	421		475
491410	Election Day	2	0	0.00 %				
491410	Vote by Mail	2	2	100.00 %	***	***	***	***
491410	Youth Voting Election Day	2	0	0.00 %				
491410	Youth Voting Vote by Mail	2	0	0.00 %				
491410	Total	2	2	100.00 %	***	***	***	***
491600	Election Day	1156	125	10.81 %	69	33		23
491600	Vote by Mail	1156	733	63.41 %	476	120		137
491600	Youth Voting Election Day	1156	0	0.00 %				
491600	Youth Voting Vote by Mail	1156	0	0.00 %				
491600	Total	1156	858	74.22 %	545	153		160
492000	Election Day	165	10	6.06 %	***	***	***	***
492000	Vote by Mail	165	114	69.09 %	68	25		21
492000	Youth Voting Election Day	165	0	0.00 %				
492000	Youth Voting Vote by Mail	165	0	0.00 %				
492000	Total	165	124	75.15 %	71	30		23

1 BART Director, District 5								
		Registered Voters	Voters Cast	Turnout (%)	MELISSA HERNANDEZ	JOSEPH GRCAR	Over Votes	Under Votes
492110	Election Day	8	0	0.00 %				
492110	Vote by Mail	8	7	87.50 %	***	***	***	***
492110	Youth Voting Election Day	8	0	0.00 %				
492110	Youth Voting Vote by Mail	8	0	0.00 %				
492110	Total	8	7	87.50 %	***	***	***	***
492200	Election Day	0	0					
492200	Vote by Mail	0	0					
492200	Youth Voting Election Day	0	0					
492200	Youth Voting Vote by Mail	0	0					
492200	Total	0	0					
500110	Election Day	5829	668	11.46 %	291	230		147
500110	Vote by Mail	5829	3759	64.49 %	2035	991	3	730
500110	Youth Voting Election Day	5829	0	0.00 %				
500110	Youth Voting Vote by Mail	5829	0	0.00 %				
500110	Total	5829	4427	75.95 %	2326	1221	3	877
500200	Election Day	4300	532	12.37 %	238	166		128
500200	Vote by Mail	4300	2638	61.35 %	1516	648	1	473
500200	Youth Voting Election Day	4300	0	0.00 %				
500200	Youth Voting Vote by Mail	4300	0	0.00 %				
500200	Total	4300	3170	73.72 %	1754	814	1	601
500300	Election Day	3880	320	8.25 %	131	123		66
500300	Vote by Mail	3880	2693	69.41 %	1474	643		576
500300	Youth Voting Election Day	3880	0	0.00 %				
500300	Youth Voting Vote by Mail	3880	0	0.00 %				
500300	Total	3880	3013	77.65 %	1605	766		642
500350	Election Day	4739	431	9.09 %	167	163		101
500350	Vote by Mail	4739	3435	72.48 %	1960	795		680
500350	Youth Voting Election Day	4739	0	0.00 %				
500350	Youth Voting Vote by Mail	4739	0	0.00 %				
500350	Total	4739	3866	81.58 %	2127	958		781
500800	Election Day	4194	410	9.78 %	170	134		106
500800	Vote by Mail	4194	2749	65.55 %	1607	587	1	554
500800	Youth Voting Election Day	4194	0	0.00 %				
500800	Youth Voting Vote by Mail	4194	0	0.00 %				
500800	Total	4194	3159	75.32 %	1777	721	1	660
501410	Election Day	1638	191	11.66 %	75	68		48
501410	Vote by Mail	1638	1067	65.14 %	558	274		235
501410	Youth Voting Election Day	1638	0	0.00 %				
501410	Youth Voting Vote by Mail	1638	0	0.00 %				
501410	Total	1638	1258	76.80 %	633	342		283

1 BART Director, District 5								
		Registered Voters	Voters Cast	Turnout (%)	MELISSA HERNANDEZ	JOSEPH GRCAR	Over Votes	Under Votes
501420	Election Day	2288	232	10.14 %	95	88		49
501420	Vote by Mail	2288	1644	71.85 %	929	381	1	333
501420	Youth Voting Election Day	2288	0	0.00 %				
501420	Youth Voting Vote by Mail	2288	0	0.00 %				
501420	Total	2288	1876	81.99 %	1024	469	1	382
501610	Election Day	5584	481	8.61 %	179	186		116
501610	Vote by Mail	5584	4064	72.78 %	2214	1035	1	814
501610	Youth Voting Election Day	5584	0	0.00 %				
501610	Youth Voting Vote by Mail	5584	0	0.00 %				
501610	Total	5584	4545	81.39 %	2393	1221	1	930
501900	Election Day	59	6	10.17 %	***	***	***	***
501900	Vote by Mail	59	29	49.15 %	15	8		6
501900	Youth Voting Election Day	59	0	0.00 %				
501900	Youth Voting Vote by Mail	59	0	0.00 %				
501900	Total	59	35	59.32 %	15	11		9
501910	Election Day	4327	423	9.78 %	168	162		93
501910	Vote by Mail	4327	3006	69.47 %	1700	718		588
501910	Youth Voting Election Day	4327	0	0.00 %				
501910	Youth Voting Vote by Mail	4327	0	0.00 %				
501910	Total	4327	3429	79.25 %	1868	880		681
502020	Election Day	3903	347	8.89 %	104	158		85
502020	Vote by Mail	3903	2897	74.22 %	1607	722		568
502020	Youth Voting Election Day	3903	0	0.00 %				
502020	Youth Voting Vote by Mail	3903	0	0.00 %				
502020	Total	3903	3244	83.12 %	1711	880		653
502300	Election Day	3785	314	8.30 %	132	111		71
502300	Vote by Mail	3785	2604	68.80 %	1534	614	1	455
502300	Youth Voting Election Day	3785	0	0.00 %				
502300	Youth Voting Vote by Mail	3785	0	0.00 %				
502300	Total	3785	2918	77.09 %	1666	725	1	526
502500	Election Day	5157	596	11.56 %	288	170		138
502500	Vote by Mail	5157	3006	58.29 %	1721	676	1	608
502500	Youth Voting Election Day	5157	0	0.00 %				
502500	Youth Voting Vote by Mail	5157	0	0.00 %				
502500	Total	5157	3602	69.85 %	2009	846	1	746
502740	Election Day	3179	284	8.93 %	103	108		73
502740	Vote by Mail	3179	2109	66.34 %	1211	479	2	417
502740	Youth Voting Election Day	3179	0	0.00 %				
502740	Youth Voting Vote by Mail	3179	0	0.00 %				
502740	Total	3179	2393	75.28 %	1314	587	2	490

1 BART Director, District 5

		Registered Voters	Voters Cast	Turnout (%)	MELISSA HERNANDEZ	JOSEPH GRCAR	Over Votes	Under Votes
502900	Election Day	4865	517	10.63 %	218	179		120
502900	Vote by Mail	4865	3171	65.18 %	1763	729	1	678
502900	Youth Voting Election Day	4865	0	0.00 %				
502900	Youth Voting Vote by Mail	4865	0	0.00 %				
502900	Total	4865	3688	75.81 %	1981	908	1	798
510100	Election Day	248	17	6.85 %	5	5		7
510100	Vote by Mail	248	180	72.58 %	79	54		47
510100	Youth Voting Election Day	248	0	0.00 %				
510100	Youth Voting Vote by Mail	248	0	0.00 %				
510100	Total	248	197	79.44 %	84	59		54
510120	Election Day	6	2	33.33 %	***	***	***	***
510120	Vote by Mail	6	4	66.67 %	***	***	***	***
510120	Youth Voting Election Day	6	0	0.00 %				
510120	Youth Voting Vote by Mail	6	0	0.00 %				
510120	Total	6	6	100.00 %	***	***	***	***
510300	Election Day	587	44	7.50 %	14	18		12
510300	Vote by Mail	587	407	69.34 %	172	133		102
510300	Youth Voting Election Day	587	0	0.00 %				
510300	Youth Voting Vote by Mail	587	0	0.00 %				
510300	Total	587	451	76.83 %	186	151		114
510400	Election Day	147	8	5.44 %	***	***	***	***
510400	Vote by Mail	147	79	53.74 %	35	25		19
510400	Youth Voting Election Day	147	0	0.00 %				
510400	Youth Voting Vote by Mail	147	0	0.00 %				
510400	Total	147	87	59.18 %	38	28		21
510500	Election Day	586	36	6.14 %	11	13		12
510500	Vote by Mail	586	418	71.33 %	195	125		98
510500	Youth Voting Election Day	586	0	0.00 %				
510500	Youth Voting Vote by Mail	586	0	0.00 %				
510500	Total	586	454	77.47 %	206	138		110
510700	Election Day	0	0					
510700	Vote by Mail	0	0					
510700	Youth Voting Election Day	0	0					
510700	Youth Voting Vote by Mail	0	0					
510700	Total	0	0					
510730	Election Day	6	0	0.00 %				
510730	Vote by Mail	6	6	100.00 %	***	***	***	***
510730	Youth Voting Election Day	6	0	0.00 %				
510730	Youth Voting Vote by Mail	6	0	0.00 %				
510730	Total	6	6	100.00 %	***	***	***	***

1 BART Director, District 5

		Registered Voters	Voters Cast	Turnout (%)	MELISSA HERNANDEZ	JOSEPH GRCAR	Over Votes	Under Votes
510840	Election Day	121	7	5.79 %	***	***	***	***
510840	Vote by Mail	121	77	63.64 %	36	14		27
510840	Youth Voting Election Day	121	0	0.00 %				
510840	Youth Voting Vote by Mail	121	0	0.00 %				
510840	Total	121	84	69.42 %	39	14		31
510910	Election Day	0	0					
510910	Vote by Mail	0	0					
510910	Youth Voting Election Day	0	0					
510910	Youth Voting Vote by Mail	0	0					
510910	Total	0	0					
511000	Election Day	0	0					
511000	Vote by Mail	0	0					
511000	Youth Voting Election Day	0	0					
511000	Youth Voting Vote by Mail	0	0					
511000	Total	0	0					
511010	Election Day	0	0					
511010	Vote by Mail	0	0					
511010	Youth Voting Election Day	0	0					
511010	Youth Voting Vote by Mail	0	0					
511010	Total	0	0					
520000	Election Day	1197	117	9.77 %	40	50		27
520000	Vote by Mail	1197	812	67.84 %	468	215		129
520000	Youth Voting Election Day	1197	0	0.00 %				
520000	Youth Voting Vote by Mail	1197	0	0.00 %				
520000	Total	1197	929	77.61 %	508	265		156
520110	Election Day	1993	161	8.08 %	73	58		30
520110	Vote by Mail	1993	1462	73.36 %	814	434		214
520110	Youth Voting Election Day	1993	0	0.00 %				
520110	Youth Voting Vote by Mail	1993	0	0.00 %				
520110	Total	1993	1623	81.44 %	887	492		244
520220	Election Day	2873	240	8.35 %	107	80		53
520220	Vote by Mail	2873	2063	71.81 %	1173	538	1	351
520220	Youth Voting Election Day	2873	0	0.00 %				
520220	Youth Voting Vote by Mail	2873	0	0.00 %				
520220	Total	2873	2303	80.16 %	1280	618	1	404
520230	Election Day	1408	145	10.30 %	74	54		17
520230	Vote by Mail	1408	961	68.25 %	556	218		187
520230	Youth Voting Election Day	1408	0	0.00 %				
520230	Youth Voting Vote by Mail	1408	0	0.00 %				
520230	Total	1408	1106	78.55 %	630	272		204

1 BART Director, District 5								
		Registered Voters	Voters Cast	Turnout (%)	MELISSA HERNANDEZ	JOSEPH GRCAR	Over Votes	Under Votes
520240	Election Day	1638	142	8.67 %	65	56		21
520240	Vote by Mail	1638	1047	63.92 %	549	317		181
520240	Youth Voting Election Day	1638	0	0.00 %				
520240	Youth Voting Vote by Mail	1638	0	0.00 %				
520240	Total	1638	1189	72.59 %	614	373		202
520250	Election Day	469	34	7.25 %	14	12		8
520250	Vote by Mail	469	309	65.88 %	138	108		63
520250	Youth Voting Election Day	469	0	0.00 %				
520250	Youth Voting Vote by Mail	469	0	0.00 %				
520250	Total	469	343	73.13 %	152	120		71
520400	Election Day	1284	113	8.80 %	47	47		19
520400	Vote by Mail	1284	874	68.07 %	474	220		180
520400	Youth Voting Election Day	1284	0	0.00 %				
520400	Youth Voting Vote by Mail	1284	0	0.00 %				
520400	Total	1284	987	76.87 %	521	267		199
520410	Election Day	128	1	0.78 %	***	***	***	***
520410	Vote by Mail	128	100	78.13 %	49	38		13
520410	Youth Voting Election Day	128	0	0.00 %				
520410	Youth Voting Vote by Mail	128	0	0.00 %				
520410	Total	128	101	78.91 %	49	39		13
520500	Election Day	4135	409	9.89 %	170	137		102
520500	Vote by Mail	4135	2780	67.23 %	1607	650		523
520500	Youth Voting Election Day	4135	0	0.00 %				
520500	Youth Voting Vote by Mail	4135	0	0.00 %				
520500	Total	4135	3189	77.12 %	1777	787		625
520510	Election Day	559	43	7.69 %	21	18		4
520510	Vote by Mail	559	407	72.81 %	226	93		88
520510	Youth Voting Election Day	559	0	0.00 %				
520510	Youth Voting Vote by Mail	559	0	0.00 %				
520510	Total	559	450	80.50 %	247	111		92
520600	Election Day	430	37	8.60 %	17	12		8
520600	Vote by Mail	430	295	68.60 %	159	83		53
520600	Youth Voting Election Day	430	0	0.00 %				
520600	Youth Voting Vote by Mail	430	0	0.00 %				
520600	Total	430	332	77.21 %	176	95		61
520630	Election Day	689	91	13.21 %	34	31		26
520630	Vote by Mail	689	442	64.15 %	252	115		75
520630	Youth Voting Election Day	689	0	0.00 %				
520630	Youth Voting Vote by Mail	689	0	0.00 %				
520630	Total	689	533	77.36 %	286	146		101

1 BART Director, District 5

		Registered Voters	Voters Cast	Turnout (%)	MELISSA HERNANDEZ	JOSEPH GRCAR	Over Votes	Under Votes
520640	Election Day	2104	228	10.84 %	104	83		41
520640	Vote by Mail	2104	1285	61.07 %	762	294		229
520640	Youth Voting Election Day	2104	0	0.00 %				
520640	Youth Voting Vote by Mail	2104	0	0.00 %				
520640	Total	2104	1513	71.91 %	866	377		270
520710	Election Day	1264	117	9.26 %	53	44		20
520710	Vote by Mail	1264	842	66.61 %	464	225		153
520710	Youth Voting Election Day	1264	0	0.00 %				
520710	Youth Voting Vote by Mail	1264	0	0.00 %				
520710	Total	1264	959	75.87 %	517	269		173
520760	Election Day	1342	132	9.84 %	64	37		31
520760	Vote by Mail	1342	903	67.29 %	465	278		160
520760	Youth Voting Election Day	1342	0	0.00 %				
520760	Youth Voting Vote by Mail	1342	0	0.00 %				
520760	Total	1342	1035	77.12 %	529	315		191
520770	Election Day	18	0	0.00 %				
520770	Vote by Mail	18	12	66.67 %	7	2		3
520770	Youth Voting Election Day	18	0	0.00 %				
520770	Youth Voting Vote by Mail	18	0	0.00 %				
520770	Total	18	12	66.67 %	7	2		3
520810	Election Day	1899	168	8.85 %	78	56		34
520810	Vote by Mail	1899	1334	70.25 %	761	367		206
520810	Youth Voting Election Day	1899	0	0.00 %				
520810	Youth Voting Vote by Mail	1899	0	0.00 %				
520810	Total	1899	1502	79.09 %	839	423		240
520850	Election Day	1016	97	9.55 %	41	38		18
520850	Vote by Mail	1016	712	70.08 %	413	200		99
520850	Youth Voting Election Day	1016	0	0.00 %				
520850	Youth Voting Vote by Mail	1016	0	0.00 %				
520850	Total	1016	809	79.63 %	454	238		117
520860	Election Day	2766	351	12.69 %	183	109		59
520860	Vote by Mail	2766	1616	58.42 %	1056	358		202
520860	Youth Voting Election Day	2766	0	0.00 %				
520860	Youth Voting Vote by Mail	2766	0	0.00 %				
520860	Total	2766	1967	71.11 %	1239	467		261
521200	Election Day	1869	143	7.65 %	63	51		29
521200	Vote by Mail	1869	1326	70.95 %	757	345		224
521200	Youth Voting Election Day	1869	0	0.00 %				
521200	Youth Voting Vote by Mail	1869	0	0.00 %				
521200	Total	1869	1469	78.60 %	820	396		253

1 BART Director, District 5								
		Registered Voters	Voters Cast	Turnout (%)	MELISSA HERNANDEZ	JOSEPH GRCAR	Over Votes	Under Votes
521500	Election Day	2833	258	9.11 %	122	89		47
521500	Vote by Mail	2833	1961	69.22 %	1158	473		330
521500	Youth Voting Election Day	2833	0	0.00 %				
521500	Youth Voting Vote by Mail	2833	0	0.00 %				
521500	Total	2833	2219	78.33 %	1280	562		377
522010	Election Day	3027	253	8.36 %	119	90		44
522010	Vote by Mail	3027	2098	69.31 %	1246	571		281
522010	Youth Voting Election Day	3027	0	0.00 %				
522010	Youth Voting Vote by Mail	3027	0	0.00 %				
522010	Total	3027	2351	77.67 %	1365	661		325
522100	Election Day	2854	270	9.46 %	114	110		46
522100	Vote by Mail	2854	2076	72.74 %	1165	573		338
522100	Youth Voting Election Day	2854	0	0.00 %				
522100	Youth Voting Vote by Mail	2854	0	0.00 %				
522100	Total	2854	2346	82.20 %	1279	683		384
522160	Election Day	594	51	8.59 %	19	24		8
522160	Vote by Mail	594	367	61.78 %	194	98		75
522160	Youth Voting Election Day	594	0	0.00 %				
522160	Youth Voting Vote by Mail	594	0	0.00 %				
522160	Total	594	418	70.37 %	213	122		83
522180	Election Day	1759	154	8.75 %	57	62		35
522180	Vote by Mail	1759	1156	65.72 %	641	358		157
522180	Youth Voting Election Day	1759	0	0.00 %				
522180	Youth Voting Vote by Mail	1759	0	0.00 %				
522180	Total	1759	1310	74.47 %	698	420		192
523100	Election Day	574	40	6.97 %	21	15		4
523100	Vote by Mail	574	398	69.34 %	226	102		70
523100	Youth Voting Election Day	574	0	0.00 %				
523100	Youth Voting Vote by Mail	574	0	0.00 %				
523100	Total	574	438	76.31 %	247	117		74
523120	Election Day	792	6	0.76 %	***	***	***	***
523120	Vote by Mail	792	685	86.49 %	384	136		165
523120	Youth Voting Election Day	792	0	0.00 %				
523120	Youth Voting Vote by Mail	792	0	0.00 %				
523120	Total	792	691	87.25 %	387	137		167
523200	Election Day	2769	234	8.45 %	102	87		45
523200	Vote by Mail	2769	2004	72.37 %	1134	545		325
523200	Youth Voting Election Day	2769	0	0.00 %				
523200	Youth Voting Vote by Mail	2769	0	0.00 %				
523200	Total	2769	2238	80.82 %	1236	632		370

1 BART Director, District 5

		Registered Voters	Voters Cast	Turnout (%)	MELISSA HERNANDEZ	JOSEPH GRCAR	Over Votes	Under Votes
523700	Election Day	2942	229	7.78 %	93	88		48
523700	Vote by Mail	2942	2128	72.33 %	1237	515		376
523700	Youth Voting Election Day	2942	0	0.00 %				
523700	Youth Voting Vote by Mail	2942	0	0.00 %				
523700	Total	2942	2357	80.12 %	1330	603		424
523720	Election Day	1081	70	6.48 %	27	34		9
523720	Vote by Mail	1081	809	74.84 %	473	212		124
523720	Youth Voting Election Day	1081	0	0.00 %				
523720	Youth Voting Vote by Mail	1081	0	0.00 %				
523720	Total	1081	879	81.31 %	500	246		133
530200	Election Day	0	0					
530200	Vote by Mail	0	0					
530200	Youth Voting Election Day	0	0					
530200	Youth Voting Vote by Mail	0	0					
530200	Total	0	0					
532000	Election Day	0	0					
532000	Vote by Mail	0	0					
532000	Youth Voting Election Day	0	0					
532000	Youth Voting Vote by Mail	0	0					
532000	Total	0	0					
532100	Election Day	2	0	0.00 %				
532100	Vote by Mail	2	0	0.00 %				
532100	Youth Voting Election Day	2	0	0.00 %				
532100	Youth Voting Vote by Mail	2	0	0.00 %				
532100	Total	2	0	0.00 %				
532200	Election Day	0	1		***	***	***	***
532200	Vote by Mail	0	0					
532200	Youth Voting Election Day	0	0					
532200	Youth Voting Vote by Mail	0	0					
532200	Total	0	1		***	***	***	***
532300	Election Day	0	0					
532300	Vote by Mail	0	0					
532300	Youth Voting Election Day	0	0					
532300	Youth Voting Vote by Mail	0	0					
532300	Total	0	0					
532400	Election Day	0	0					
532400	Vote by Mail	0	0					
532400	Youth Voting Election Day	0	0					
532400	Youth Voting Vote by Mail	0	0					
532400	Total	0	0					

1 BART Director, District 5								
		Registered Voters	Voters Cast	Turnout (%)	MELISSA HERNANDEZ	JOSEPH GRCAR	Over Votes	Under Votes
535000	Election Day	0	0					
535000	Vote by Mail	0	0					
535000	Youth Voting Election Day	0	0					
535000	Youth Voting Vote by Mail	0	0					
535000	Total	0	0					
535040	Election Day	2	0	0.00 %				
535040	Vote by Mail	2	2	100.00 %	***	***	***	***
535040	Youth Voting Election Day	2	0	0.00 %				
535040	Youth Voting Vote by Mail	2	0	0.00 %				
535040	Total	2	2	100.00 %	***	***	***	***
535060	Election Day	0	0					
535060	Vote by Mail	0	0					
535060	Youth Voting Election Day	0	0					
535060	Youth Voting Vote by Mail	0	0					
535060	Total	0	0					
535070	Election Day	0	0					
535070	Vote by Mail	0	0					
535070	Youth Voting Election Day	0	0					
535070	Youth Voting Vote by Mail	0	0					
535070	Total	0	0					
535080	Election Day	0	0					
535080	Vote by Mail	0	0					
535080	Youth Voting Election Day	0	0					
535080	Youth Voting Vote by Mail	0	0					
535080	Total	0	0					
535300	Election Day	98	13	13.27 %	1	6		6
535300	Vote by Mail	98	64	65.31 %	31	17		16
535300	Youth Voting Election Day	98	0	0.00 %				
535300	Youth Voting Vote by Mail	98	0	0.00 %				
535300	Total	98	77	78.57 %	32	23		22
535400	Election Day	11	1	9.09 %	***	***	***	***
535400	Vote by Mail	11	7	63.64 %	***	***	***	***
535400	Youth Voting Election Day	11	0	0.00 %				
535400	Youth Voting Vote by Mail	11	0	0.00 %				
535400	Total	11	8	72.73 %	***	***	***	***
535500	Election Day	7	0	0.00 %				
535500	Vote by Mail	7	4	57.14 %	***	***	***	***
535500	Youth Voting Election Day	7	0	0.00 %				
535500	Youth Voting Vote by Mail	7	0	0.00 %				
535500	Total	7	4	57.14 %	***	***	***	***

1 BART Director, District 5

		Registered Voters	Voters Cast	Turnout (%)	MELISSA HERNANDEZ	JOSEPH GRCAR	Over Votes	Under Votes
535600	Election Day	0	0					
535600	Vote by Mail	0	0					
535600	Youth Voting Election Day	0	0					
535600	Youth Voting Vote by Mail	0	0					
535600	Total	0	0					
535700	Election Day	0	0					
535700	Vote by Mail	0	0					
535700	Youth Voting Election Day	0	0					
535700	Youth Voting Vote by Mail	0	0					
535700	Total	0	0					
535900	Election Day	0	0					
535900	Vote by Mail	0	0					
535900	Youth Voting Election Day	0	0					
535900	Youth Voting Vote by Mail	0	0					
535900	Total	0	0					
540400	Election Day	921	93	10.10 %	50	29		14
540400	Vote by Mail	921	599	65.04 %	327	179		93
540400	Youth Voting Election Day	921	0	0.00 %				
540400	Youth Voting Vote by Mail	921	0	0.00 %				
540400	Total	921	692	75.14 %	377	208		107
540600	Election Day	3624	410	11.31 %	210	121		79
540600	Vote by Mail	3624	2345	64.71 %	1438	515		392
540600	Youth Voting Election Day	3624	0	0.00 %				
540600	Youth Voting Vote by Mail	3624	0	0.00 %				
540600	Total	3624	2755	76.02 %	1648	636		471
540700	Election Day	3758	393	10.46 %	208	130		55
540700	Vote by Mail	3758	2531	67.35 %	1589	576		366
540700	Youth Voting Election Day	3758	0	0.00 %				
540700	Youth Voting Vote by Mail	3758	0	0.00 %				
540700	Total	3758	2924	77.81 %	1797	706		421
542000	Election Day	2129	209	9.82 %	98	74		37
542000	Vote by Mail	2129	1399	65.71 %	939	276		184
542000	Youth Voting Election Day	2129	0	0.00 %				
542000	Youth Voting Vote by Mail	2129	0	0.00 %				
542000	Total	2129	1608	75.53 %	1037	350		221
542100	Election Day	480	62	12.92 %	41	17		4
542100	Vote by Mail	480	294	61.25 %	200	66		28
542100	Youth Voting Election Day	480	0	0.00 %				
542100	Youth Voting Vote by Mail	480	0	0.00 %				
542100	Total	480	356	74.17 %	241	83		32

1 BART Director, District 5								
		Registered Voters	Voters Cast	Turnout (%)	MELISSA HERNANDEZ	JOSEPH GRCAR	Over Votes	Under Votes
542300	Election Day	249	26	10.44 %	11	12		3
542300	Vote by Mail	249	171	68.67 %	125	27		19
542300	Youth Voting Election Day	249	0	0.00 %				
542300	Youth Voting Vote by Mail	249	0	0.00 %				
542300	Total	249	197	79.12 %	136	39		22
542310	Election Day	81	14	17.28 %	2	9		3
542310	Vote by Mail	81	37	45.68 %	21	10		6
542310	Youth Voting Election Day	81	0	0.00 %				
542310	Youth Voting Vote by Mail	81	0	0.00 %				
542310	Total	81	51	62.96 %	23	19		9
543300	Election Day	1741	169	9.71 %	90	54		25
543300	Vote by Mail	1741	1149	66.00 %	788	216	1	144
543300	Youth Voting Election Day	1741	0	0.00 %				
543300	Youth Voting Vote by Mail	1741	0	0.00 %				
543300	Total	1741	1318	75.70 %	878	270	1	169
543500	Election Day	0	0					
543500	Vote by Mail	0	0					
543500	Youth Voting Election Day	0	0					
543500	Youth Voting Vote by Mail	0	0					
543500	Total	0	0					
544200	Election Day	964	122	12.66 %	79	30		13
544200	Vote by Mail	964	517	53.63 %	349	97	1	70
544200	Youth Voting Election Day	964	0	0.00 %				
544200	Youth Voting Vote by Mail	964	0	0.00 %				
544200	Total	964	639	66.29 %	428	127	1	83
545500	Election Day	2611	288	11.03 %	171	68		49
545500	Vote by Mail	2611	1597	61.16 %	1089	316	1	191
545500	Youth Voting Election Day	2611	0	0.00 %				
545500	Youth Voting Vote by Mail	2611	0	0.00 %				
545500	Total	2611	1885	72.19 %	1260	384	1	240
546010	Election Day	4	1	25.00 %	***	***	***	***
546010	Vote by Mail	4	0	0.00 %				
546010	Youth Voting Election Day	4	0	0.00 %				
546010	Youth Voting Vote by Mail	4	0	0.00 %				
546010	Total	4	1	25.00 %	***	***	***	***
546100	Election Day	3826	444	11.60 %	231	147		66
546100	Vote by Mail	3826	2300	60.12 %	1404	590		306
546100	Youth Voting Election Day	3826	0	0.00 %				
546100	Youth Voting Vote by Mail	3826	0	0.00 %				
546100	Total	3826	2744	71.72 %	1635	737		372

1 BART Director, District 5

		Registered Voters	Voters Cast	Turnout (%)	MELISSA HERNANDEZ	JOSEPH GRCAR	Over Votes	Under Votes
546200	Election Day	3118	482	15.46 %	273	129		80
546200	Vote by Mail	3118	1801	57.76 %	1218	354		229
546200	Youth Voting Election Day	3118	0	0.00 %				
546200	Youth Voting Vote by Mail	3118	0	0.00 %				
546200	Total	3118	2283	73.22 %	1491	483		309
546400	Election Day	0	0					
546400	Vote by Mail	0	0					
546400	Youth Voting Election Day	0	0					
546400	Youth Voting Vote by Mail	0	0					
546400	Total	0	0					
546710	Election Day	203	21	10.34 %	15	6		
546710	Vote by Mail	203	143	70.44 %	92	30		21
546710	Youth Voting Election Day	203	0	0.00 %				
546710	Youth Voting Vote by Mail	203	0	0.00 %				
546710	Total	203	164	80.79 %	107	36		21
547720	Election Day	4290	464	10.82 %	221	176		67
547720	Vote by Mail	4290	2732	63.68 %	1630	772	1	329
547720	Youth Voting Election Day	4290	0	0.00 %				
547720	Youth Voting Vote by Mail	4290	0	0.00 %				
547720	Total	4290	3196	74.50 %	1851	948	1	396
547760	Election Day	2917	363	12.44 %	198	126		39
547760	Vote by Mail	2917	1762	60.40 %	1132	398	2	230
547760	Youth Voting Election Day	2917	0	0.00 %				
547760	Youth Voting Vote by Mail	2917	0	0.00 %				
547760	Total	2917	2125	72.85 %	1330	524	2	269
547770	Election Day	2332	304	13.04 %	168	92		44
547770	Vote by Mail	2332	1465	62.82 %	901	378		186
547770	Youth Voting Election Day	2332	0	0.00 %				
547770	Youth Voting Vote by Mail	2332	0	0.00 %				
547770	Total	2332	1769	75.86 %	1069	470		230
547900	Election Day	2797	298	10.65 %	138	122		38
547900	Vote by Mail	2797	1825	65.25 %	1013	602		210
547900	Youth Voting Election Day	2797	0	0.00 %				
547900	Youth Voting Vote by Mail	2797	0	0.00 %				
547900	Total	2797	2123	75.90 %	1151	724		248
547910	Election Day	446	73	16.37 %	42	24		7
547910	Vote by Mail	446	270	60.54 %	164	80		26
547910	Youth Voting Election Day	446	0	0.00 %				
547910	Youth Voting Vote by Mail	446	0	0.00 %				
547910	Total	446	343	76.91 %	206	104		33

1 BART Director, District 5

		Registered Voters	Voters Cast	Turnout (%)	MELISSA HERNANDEZ	JOSEPH GRCAR	Over Votes	Under Votes
547930	Election Day	389	62	15.94 %	32	21		9
547930	Vote by Mail	389	261	67.10 %	128	108		25
547930	Youth Voting Election Day	389	0	0.00 %				
547930	Youth Voting Vote by Mail	389	0	0.00 %				
547930	Total	389	323	83.03 %	160	129		34
815130	Election Day	0	0					
815130	Vote by Mail	0	0					
815130	Youth Voting Election Day	0	0					
815130	Youth Voting Vote by Mail	0	0					
815130	Total	0	0					
815140	Election Day	32	3	9.38 %	***	***	***	***
815140	Vote by Mail	32	21	65.63 %	8	5		8
815140	Youth Voting Election Day	32	0	0.00 %				
815140	Youth Voting Vote by Mail	32	0	0.00 %				
815140	Total	32	24	75.00 %	8	5		11
815150	Election Day	0	0					
815150	Vote by Mail	0	0					
815150	Youth Voting Election Day	0	0					
815150	Youth Voting Vote by Mail	0	0					
815150	Total	0	0					
866830	Election Day	115	6	5.22 %	***	***	***	***
866830	Vote by Mail	115	86	74.78 %	45	21		20
866830	Youth Voting Election Day	115	0	0.00 %				
866830	Youth Voting Vote by Mail	115	0	0.00 %				
866830	Total	115	92	80.00 %	51	21		20
866910	Election Day	27	2	7.41 %	***	***	***	***
866910	Vote by Mail	27	17	62.96 %	6	7		4
866910	Youth Voting Election Day	27	0	0.00 %				
866910	Youth Voting Vote by Mail	27	0	0.00 %				
866910	Total	27	19	70.37 %	6	9		4
866920	Election Day	0	0					
866920	Vote by Mail	0	0					
866920	Youth Voting Election Day	0	0					
866920	Youth Voting Vote by Mail	0	0					
866920	Total	0	0					
867200	Election Day	112	7	6.25 %	***	***	***	***
867200	Vote by Mail	112	69	61.61 %	39	19		11
867200	Youth Voting Election Day	112	0	0.00 %				
867200	Youth Voting Vote by Mail	112	0	0.00 %				
867200	Total	112	76	67.86 %	43	20		13

1 BART Director, District 5								
		Registered Voters	Voters Cast	Turnout (%)	MELISSA HERNANDEZ	JOSEPH GRCAR	Over Votes	Under Votes
867310	Election Day	3	0	0.00 %				
867310	Vote by Mail	3	2	66.67 %	***	***	***	***
867310	Youth Voting Election Day	3	0	0.00 %				
867310	Youth Voting Vote by Mail	3	0	0.00 %				
867310	Total	3	2	66.67 %	***	***	***	***
870010	Election Day	505	35	6.93 %	10	20		5
870010	Vote by Mail	505	360	71.29 %	191	113		56
870010	Youth Voting Election Day	505	0	0.00 %				
870010	Youth Voting Vote by Mail	505	0	0.00 %				
870010	Total	505	395	78.22 %	201	133		61
870100	Election Day	268	23	8.58 %	13	6		4
870100	Vote by Mail	268	179	66.79 %	101	51		27
870100	Youth Voting Election Day	268	0	0.00 %				
870100	Youth Voting Vote by Mail	268	0	0.00 %				
870100	Total	268	202	75.37 %	114	57		31
880200	Election Day	30	0	0.00 %				
880200	Vote by Mail	30	20	66.67 %	12			8
880200	Youth Voting Election Day	30	0	0.00 %				
880200	Youth Voting Vote by Mail	30	0	0.00 %				
880200	Total	30	20	66.67 %	12			8
880220	Election Day	13	0	0.00 %				
880220	Vote by Mail	13	7	53.85 %	***	***	***	***
880220	Youth Voting Election Day	13	0	0.00 %				
880220	Youth Voting Vote by Mail	13	0	0.00 %				
880220	Total	13	7	53.85 %	***	***	***	***
Total - Election Day		213306	20206	9.47 %	9634	6430	2	4140
Total - Vote by Mail		213306	140294	65.77 %	84170	30823	24	25277
Total - Youth Voting Election Day		213306	0	0.00 %				
Total - Youth Voting Vote by Mail		213306	0	0.00 %				
Contest Total		213306	160500	75.24 %	93804	37253	26	29417

*** Indicates vote data was suppressed due to voter privacy settings.

1 BART Director, District 5								
		Registered Voters	Voters Cast	Turnout (%)	MELISSA HERNANDEZ	JOSEPH GRCAR	Over Votes	Under Votes
California	Election Day	213306	20206	9.47 %	9634	6430	2	4140
California	Vote by Mail	213306	140294	65.77 %	84170	30823	24	25277
California	Youth Voting Election Day	213306	0	0.00 %				
California	Youth Voting Vote by Mail	213306	0	0.00 %				
California	Total	213306	160500	75.24 %	93804	37253	26	29417
10th Congressional District	Election Day	26506	3193	12.05 %	1707	1033		453
10th Congressional District	Vote by Mail	26506	16366	61.74 %	10259	4067	5	2035
10th Congressional District	Youth Voting Election Day	26506	0	0.00 %				
10th Congressional District	Youth Voting Vote by Mail	26506	0	0.00 %				
10th Congressional District	Total	26506	19559	73.79 %	11966	5100	5	2488
12th Congressional District	Election Day	5249	360	6.86 %	215	62		83
12th Congressional District	Vote by Mail	5249	3876	73.84 %	2870	406		600
12th Congressional District	Youth Voting Election Day	5249	0	0.00 %				
12th Congressional District	Youth Voting Vote by Mail	5249	0	0.00 %				
12th Congressional District	Total	5249	4236	80.70 %	3085	468		683
14th Congressional District	Election Day	181551	16653	9.17 %	7712	5335	2	3604
14th Congressional District	Vote by Mail	181551	120052	66.13 %	71041	26350	19	22642
14th Congressional District	Youth Voting Election Day	181551	0	0.00 %				
14th Congressional District	Youth Voting Vote by Mail	181551	0	0.00 %				
14th Congressional District	Total	181551	136705	75.30 %	78753	31685	21	26246
5th State Senatorial District	Election Day	145833	14588	10.00 %	6634	5086		2868
5th State Senatorial District	Vote by Mail	145833	97340	66.75 %	56369	24159	19	16793
5th State Senatorial District	Youth Voting Election Day	145833	0	0.00 %				
5th State Senatorial District	Youth Voting Vote by Mail	145833	0	0.00 %				
5th State Senatorial District	Total	145833	111928	76.75 %	63003	29245	19	19661
7th State Senatorial District	Election Day	5191	356	6.86 %	212	62		82
7th State Senatorial District	Vote by Mail	5191	3832	73.82 %	2841	395		596
7th State Senatorial District	Youth Voting Election Day	5191	0	0.00 %				
7th State Senatorial District	Youth Voting Vote by Mail	5191	0	0.00 %				
7th State Senatorial District	Total	5191	4188	80.68 %	3053	457		678
9th State Senatorial District	Election Day	45366	3690	8.13 %	1914	935	2	839
9th State Senatorial District	Vote by Mail	45366	29499	65.02 %	18829	4811	5	5854

1 BART Director, District 5								
		Registered Voters	Voters Cast	Turnout (%)	MELISSA HERNANDEZ	JOSEPH GRCAR	Over Votes	Under Votes
9th State Senatorial District	Youth Voting Election Day	45366	0	0.00 %				
9th State Senatorial District	Youth Voting Vote by Mail	45366	0	0.00 %				
9th State Senatorial District	Total	45366	33189	73.16 %	20743	5746	7	6693
10th State Senatorial District	Election Day	16916	1572	9.29 %	874	347		351
10th State Senatorial District	Vote by Mail	16916	9623	56.89 %	6131	1458		2034
10th State Senatorial District	Youth Voting Election Day	16916	0	0.00 %				
10th State Senatorial District	Youth Voting Vote by Mail	16916	0	0.00 %				
10th State Senatorial District	Total	16916	11195	66.18 %	7005	1805		2385
16th Assembly District	Election Day	118562	11862	10.00 %	5243	4213		2406
16th Assembly District	Vote by Mail	118562	79280	66.87 %	45295	19874	17	14094
16th Assembly District	Youth Voting Election Day	118562	0	0.00 %				
16th Assembly District	Youth Voting Vote by Mail	118562	0	0.00 %				
16th Assembly District	Total	118562	91142	76.87 %	50538	24087	17	16500
18th Assembly District	Election Day	5192	356	6.86 %	212	62		82
18th Assembly District	Vote by Mail	5192	3832	73.81 %	2841	395		596
18th Assembly District	Youth Voting Election Day	5192	0	0.00 %				
18th Assembly District	Youth Voting Vote by Mail	5192	0	0.00 %				
18th Assembly District	Total	5192	4188	80.66 %	3053	457		678
20th Assembly District	Election Day	89325	7975	8.93 %	4169	2154	2	1650
20th Assembly District	Vote by Mail	89325	57027	63.84 %	35950	10514	7	10556
20th Assembly District	Youth Voting Election Day	89325	0	0.00 %				
20th Assembly District	Youth Voting Vote by Mail	89325	0	0.00 %				
20th Assembly District	Total	89325	65002	72.77 %	40119	12668	9	12206
24th Assembly District	Election Day	227	13	5.73 %	10	1		2
24th Assembly District	Vote by Mail	227	155	68.28 %	84	40		31
24th Assembly District	Youth Voting Election Day	227	0	0.00 %				
24th Assembly District	Youth Voting Vote by Mail	227	0	0.00 %				
24th Assembly District	Total	227	168	74.01 %	94	41		33
Board of Equalization, 2nd District	Election Day	213306	20206	9.47 %	9634	6430	2	4140
Board of Equalization, 2nd District	Vote by Mail	213306	140294	65.77 %	84170	30823	24	25277

1 BART Director, District 5								
		Registered Voters	Voters Cast	Turnout (%)	MELISSA HERNANDEZ	JOSEPH GRCAR	Over Votes	Under Votes
Board of Equalization, 2nd District	Youth Voting Election Day	213306	0	0.00 %				
Board of Equalization, 2nd District	Youth Voting Vote by Mail	213306	0	0.00 %				
Board of Equalization, 2nd District	Total	213306	160500	75.24 %	93804	37253	26	29417
Alameda County	Election Day	213306	20206	9.47 %	9634	6430	2	4140
Alameda County	Vote by Mail	213306	140294	65.77 %	84170	30823	24	25277
Alameda County	Youth Voting Election Day	213306	0	0.00 %				
Alameda County	Youth Voting Vote by Mail	213306	0	0.00 %				
Alameda County	Total	213306	160500	75.24 %	93804	37253	26	29417
1st Supervisorial District	Election Day	105435	11021	10.45 %	5059	3782		2180
1st Supervisorial District	Vote by Mail	105435	69197	65.63 %	40146	16916	18	12117
1st Supervisorial District	Youth Voting Election Day	105435	0	0.00 %				
1st Supervisorial District	Youth Voting Vote by Mail	105435	0	0.00 %				
1st Supervisorial District	Total	105435	80218	76.08 %	45205	20698	18	14297
2nd Supervisorial District	Election Day	9530	854	8.96 %	501	162		191
2nd Supervisorial District	Vote by Mail	9530	5119	53.71 %	3236	771		1112
2nd Supervisorial District	Youth Voting Election Day	9530	0	0.00 %				
2nd Supervisorial District	Youth Voting Vote by Mail	9530	0	0.00 %				
2nd Supervisorial District	Total	9530	5973	62.68 %	3737	933		1303
3rd Supervisorial District	Election Day	1944	113	5.81 %	57	31		25
3rd Supervisorial District	Vote by Mail	1944	1361	70.01 %	870	235		256
3rd Supervisorial District	Youth Voting Election Day	1944	0	0.00 %				
3rd Supervisorial District	Youth Voting Vote by Mail	1944	0	0.00 %				
3rd Supervisorial District	Total	1944	1474	75.82 %	927	266		281
4th Supervisorial District	Election Day	96397	8218	8.53 %	4017	2455	2	1744
4th Supervisorial District	Vote by Mail	96397	64617	67.03 %	39918	12901	6	11792
4th Supervisorial District	Youth Voting Election Day	96397	0	0.00 %				
4th Supervisorial District	Youth Voting Vote by Mail	96397	0	0.00 %				
4th Supervisorial District	Total	96397	72835	75.56 %	43935	15356	8	13536
City of Dublin	Election Day	36880	4298	11.65 %	2278	1388		632
City of Dublin	Vote by Mail	36880	23198	62.90 %	14547	5590	6	3055
City of Dublin	Youth Voting Election Day	36880	0	0.00 %				

1 BART Director, District 5								
		Registered Voters	Voters Cast	Turnout (%)	MELISSA HERNANDEZ	JOSEPH GRCAR	Over Votes	Under Votes
City of Dublin	Youth Voting Vote by Mail	36880	0	0.00 %				
City of Dublin	Total	36880	27496	74.56 %	16825	6978	6	3687
City of Hayward	Election Day	9531	854	8.96 %	501	162		191
City of Hayward	Vote by Mail	9531	5119	53.71 %	3236	771		1112
City of Hayward	Youth Voting Election Day	9531	0	0.00 %				
City of Hayward	Youth Voting Vote by Mail	9531	0	0.00 %				
City of Hayward	Total	9531	5973	62.67 %	3737	933		1303
City of Livermore	Election Day	57727	5752	9.96 %	2359	2049		1344
City of Livermore	Vote by Mail	57727	38871	67.34 %	21844	9300	12	7715
City of Livermore	Youth Voting Election Day	57727	0	0.00 %				
City of Livermore	Youth Voting Vote by Mail	57727	0	0.00 %				
City of Livermore	Total	57727	44623	77.30 %	24203	11349	12	9059
City of Oakland	Election Day	5191	356	6.86 %	212	62		82
City of Oakland	Vote by Mail	5191	3832	73.82 %	2841	395		596
City of Oakland	Youth Voting Election Day	5191	0	0.00 %				
City of Oakland	Youth Voting Vote by Mail	5191	0	0.00 %				
City of Oakland	Total	5191	4188	80.68 %	3053	457		678
City of Pleasanton	Election Day	48306	4334	8.97 %	1925	1574		835
City of Pleasanton	Vote by Mail	48306	33264	68.86 %	19008	8681	1	5574
City of Pleasanton	Youth Voting Election Day	48306	0	0.00 %				
City of Pleasanton	Youth Voting Vote by Mail	48306	0	0.00 %				
City of Pleasanton	Total	48306	37598	77.83 %	20933	10255	1	6409
City of San Leandro	Election Day	1944	113	5.81 %	57	31		25
City of San Leandro	Vote by Mail	1944	1361	70.01 %	870	235		256
City of San Leandro	Youth Voting Election Day	1944	0	0.00 %				
City of San Leandro	Youth Voting Vote by Mail	1944	0	0.00 %				
City of San Leandro	Total	1944	1474	75.82 %	927	266		281
Unincorporated Alameda County	Election Day	53727	4499	8.37 %	2302	1164	2	1031
Unincorporated Alameda County	Vote by Mail	53727	34649	64.49 %	21824	5851	5	6969
Unincorporated Alameda County	Youth Voting Election Day	53727	0	0.00 %				

1 BART Director, District 5								
		Registered Voters	Voters Cast	Turnout (%)	MELISSA HERNANDEZ	JOSEPH GRCAR	Over Votes	Under Votes
Unincorporated Alameda County	Youth Voting Vote by Mail	53727	0	0.00 %				
Unincorporated Alameda County	Total	53727	39148	72.86 %	24126	7015	7	8000
Unincorporated/Eden Township	Election Day	50833	4298	8.46 %	2231	1089	2	976
Unincorporated/Eden Township	Vote by Mail	50833	32661	64.25 %	20865	5265	5	6526
Unincorporated/Eden Township	Youth Voting Election Day	50833	0	0.00 %				
Unincorporated/Eden Township	Youth Voting Vote by Mail	50833	0	0.00 %				
Unincorporated/Eden Township	Total	50833	36959	72.71 %	23096	6354	7	7502
Unincorporated/Murray Township	Election Day	1701	114	6.70 %	37	40		37
Unincorporated/Murray Township	Vote by Mail	1701	1171	68.84 %	525	351		295
Unincorporated/Murray Township	Youth Voting Election Day	1701	0	0.00 %				
Unincorporated/Murray Township	Youth Voting Vote by Mail	1701	0	0.00 %				
Unincorporated/Murray Township	Total	1701	1285	75.54 %	562	391		332
Unincorporated/Pleasanton Township	Election Day	1078	80	7.42 %	30	34		16
Unincorporated/Pleasanton Township	Vote by Mail	1078	746	69.20 %	393	216		137
Unincorporated/Pleasanton Township	Youth Voting Election Day	1078	0	0.00 %				
Unincorporated/Pleasanton Township	Youth Voting Vote by Mail	1078	0	0.00 %				
Unincorporated/Pleasanton Township	Total	1078	826	76.62 %	423	250		153
Unincorporated/Washington Township	Election Day	115	7	6.09 %	***	***	***	***
Unincorporated/Washington Township	Vote by Mail	115	71	61.74 %	41	19		11
Unincorporated/Washington Township	Youth Voting Election Day	115	0	0.00 %				
Unincorporated/Washington Township	Youth Voting Vote by Mail	115	0	0.00 %				
Unincorporated/Washington Township	Total	115	78	67.83 %	45	20		13
Total - Election Day		213306	20206	9.47 %	9634	6430	2	4140
Total - Vote by Mail		213306	140294	65.77 %	84170	30823	24	25277
Total - Youth Voting Election Day		213306	0	0.00 %				
Total - Youth Voting Vote by Mail		213306	0	0.00 %				
Contest Total		213306	160500	75.24 %	93804	37253	26	29417

*** Indicates vote data was suppressed due to voter privacy settings.

STATE OF CALIFORNIA }
COUNTY OF ALAMEDA } ss.

I, **TIM DUPUIS**, Registrar of Voters for the County of Alameda, State of California, having canvassed the returns of all votes cast in the **Bay Area Rapid Transit District, District 7**, at the General Election held on **Tuesday, November 5, 2024**, do hereby certify the following to be a full, true and correct Statement of the Results of all the votes cast, to which this certificate is attached, at said election for each candidate in the **Bay Area Rapid Transit District, District 7**, for the office of **Director, District 7**.

I hereby set my hand and my official seal this **5th** day of **December 2024**.



Cynthia Conner
for **TIM DUPUIS**
Registrar of Voters
Alameda County
State of California

1 BART Director, District 7

		Registered Voters	Voters Cast	Turnout (%)	VICTOR E. FLORES	DANA LANG	Over Votes	Under Votes
203100	Election Day	2721	140	5.15 %	68	32		40
203100	Vote by Mail	2721	2148	78.94 %	1068	621	1	458
203100	Youth Voting Election Day	2721	0	0.00 %				
203100	Youth Voting Vote by Mail	2721	0	0.00 %				
203100	Total	2721	2288	84.09 %	1136	653	1	498
203880	Election Day	37	3	8.11 %	***	***	***	***
203880	Vote by Mail	37	25	67.57 %	14	7		4
203880	Youth Voting Election Day	37	0	0.00 %				
203880	Youth Voting Vote by Mail	37	0	0.00 %				
203880	Total	37	28	75.68 %	15	9		4
203890	Election Day	35	0	0.00 %				
203890	Vote by Mail	35	32	91.43 %	16	9		7
203890	Youth Voting Election Day	35	0	0.00 %				
203890	Youth Voting Vote by Mail	35	0	0.00 %				
203890	Total	35	32	91.43 %	16	9		7
208690	Election Day	28	0	0.00 %				
208690	Vote by Mail	28	25	89.29 %	18	6		1
208690	Youth Voting Election Day	28	0	0.00 %				
208690	Youth Voting Vote by Mail	28	0	0.00 %				
208690	Total	28	25	89.29 %	18	6		1
208800	Election Day	1483	167	11.26 %	74	49		44
208800	Vote by Mail	1483	821	55.36 %	415	244	3	159
208800	Youth Voting Election Day	1483	0	0.00 %				
208800	Youth Voting Vote by Mail	1483	0	0.00 %				
208800	Total	1483	988	66.62 %	489	293	3	203
208820	Election Day	434	37	8.53 %	18	14		5
208820	Vote by Mail	434	268	61.75 %	136	78		54
208820	Youth Voting Election Day	434	0	0.00 %				
208820	Youth Voting Vote by Mail	434	0	0.00 %				
208820	Total	434	305	70.28 %	154	92		59
213100	Election Day	1174	82	6.98 %	31	30		21
213100	Vote by Mail	1174	870	74.11 %	452	291	2	125
213100	Youth Voting Election Day	1174	0	0.00 %				
213100	Youth Voting Vote by Mail	1174	0	0.00 %				
213100	Total	1174	952	81.09 %	483	321	2	146
213500	Election Day	3263	183	5.61 %	81	68		34
213500	Vote by Mail	3263	2502	76.68 %	1078	969	3	452
213500	Youth Voting Election Day	3263	0	0.00 %				
213500	Youth Voting Vote by Mail	3263	0	0.00 %				
213500	Total	3263	2685	82.29 %	1159	1037	3	486

1 BART Director, District 7								
		Registered Voters	Voters Cast	Turnout (%)	VICTOR E. FLORES	DANA LANG	Over Votes	Under Votes
213600	Election Day	4192	256	6.11 %	106	89		61
213600	Vote by Mail	4192	3361	80.18 %	1661	1155		545
213600	Youth Voting Election Day	4192	0	0.00 %				
213600	Youth Voting Vote by Mail	4192	0	0.00 %				
213600	Total	4192	3617	86.28 %	1767	1244		606
213920	Election Day	55	3	5.45 %	***	***	***	***
213920	Vote by Mail	55	45	81.82 %	21	22		2
213920	Youth Voting Election Day	55	0	0.00 %				
213920	Youth Voting Vote by Mail	55	0	0.00 %				
213920	Total	55	48	87.27 %	23	23		2
214300	Election Day	2011	119	5.92 %	58	37		24
214300	Vote by Mail	2011	1599	79.51 %	759	567		273
214300	Youth Voting Election Day	2011	0	0.00 %				
214300	Youth Voting Vote by Mail	2011	0	0.00 %				
214300	Total	2011	1718	85.43 %	817	604		297
214600	Election Day	3425	188	5.49 %	96	49		43
214600	Vote by Mail	3425	2743	80.09 %	1516	818	1	408
214600	Youth Voting Election Day	3425	0	0.00 %				
214600	Youth Voting Vote by Mail	3425	0	0.00 %				
214600	Total	3425	2931	85.58 %	1612	867	1	451
215110	Election Day	3109	252	8.11 %	116	77		59
215110	Vote by Mail	3109	2293	73.75 %	1415	599	1	278
215110	Youth Voting Election Day	3109	0	0.00 %				
215110	Youth Voting Vote by Mail	3109	0	0.00 %				
215110	Total	3109	2545	81.86 %	1531	676	1	337
215400	Election Day	1473	106	7.20 %	54	31		21
215400	Vote by Mail	1473	1055	71.62 %	639	274		142
215400	Youth Voting Election Day	1473	0	0.00 %				
215400	Youth Voting Vote by Mail	1473	0	0.00 %				
215400	Total	1473	1161	78.82 %	693	305		163
215500	Election Day	3728	269	7.22 %	121	89		59
215500	Vote by Mail	3728	2951	79.16 %	1578	925		448
215500	Youth Voting Election Day	3728	0	0.00 %				
215500	Youth Voting Vote by Mail	3728	0	0.00 %				
215500	Total	3728	3220	86.37 %	1699	1014		507
215700	Election Day	3142	250	7.96 %	132	70		48
215700	Vote by Mail	3142	2278	72.50 %	1305	665		308
215700	Youth Voting Election Day	3142	0	0.00 %				
215700	Youth Voting Vote by Mail	3142	0	0.00 %				
215700	Total	3142	2528	80.46 %	1437	735		356

1 BART Director, District 7								
		Registered Voters	Voters Cast	Turnout (%)	VICTOR E. FLORES	DANA LANG	Over Votes	Under Votes
215800	Election Day	2004	230	11.48 %	113	72		45
215800	Vote by Mail	2004	1244	62.08 %	711	388		145
215800	Youth Voting Election Day	2004	0	0.00 %				
215800	Youth Voting Vote by Mail	2004	0	0.00 %				
215800	Total	2004	1474	73.55 %	824	460		190
223010	Election Day	4152	286	6.89 %	159	61		66
223010	Vote by Mail	4152	3141	75.65 %	1784	878	1	478
223010	Youth Voting Election Day	4152	0	0.00 %				
223010	Youth Voting Vote by Mail	4152	0	0.00 %				
223010	Total	4152	3427	82.54 %	1943	939	1	544
224000	Election Day	4363	200	4.58 %	102	65		33
224000	Vote by Mail	4363	3597	82.44 %	1636	1531		430
224000	Youth Voting Election Day	4363	0	0.00 %				
224000	Youth Voting Vote by Mail	4363	0	0.00 %				
224000	Total	4363	3797	87.03 %	1738	1596		463
224500	Election Day	1928	101	5.24 %	50	26		25
224500	Vote by Mail	1928	1454	75.41 %	795	459		200
224500	Youth Voting Election Day	1928	0	0.00 %				
224500	Youth Voting Vote by Mail	1928	0	0.00 %				
224500	Total	1928	1555	80.65 %	845	485		225
224600	Election Day	2466	123	4.99 %	52	35		36
224600	Vote by Mail	2466	2017	81.79 %	1079	641		297
224600	Youth Voting Election Day	2466	0	0.00 %				
224600	Youth Voting Vote by Mail	2466	0	0.00 %				
224600	Total	2466	2140	86.78 %	1131	676		333
224800	Election Day	1585	128	8.08 %	75	36		17
224800	Vote by Mail	1585	1090	68.77 %	587	339		164
224800	Youth Voting Election Day	1585	0	0.00 %				
224800	Youth Voting Vote by Mail	1585	0	0.00 %				
224800	Total	1585	1218	76.85 %	662	375		181
225300	Election Day	2057	163	7.92 %	74	47		42
225300	Vote by Mail	2057	1393	67.72 %	758	438		197
225300	Youth Voting Election Day	2057	0	0.00 %				
225300	Youth Voting Vote by Mail	2057	0	0.00 %				
225300	Total	2057	1556	75.64 %	832	485		239
225710	Election Day	3240	242	7.47 %	111	78		53
225710	Vote by Mail	3240	2398	74.01 %	1366	717		315
225710	Youth Voting Election Day	3240	0	0.00 %				
225710	Youth Voting Vote by Mail	3240	0	0.00 %				
225710	Total	3240	2640	81.48 %	1477	795		368

1 BART Director, District 7								
		Registered Voters	Voters Cast	Turnout (%)	VICTOR E. FLORES	DANA LANG	Over Votes	Under Votes
225900	Election Day	2777	180	6.48 %	98	41		41
225900	Vote by Mail	2777	2153	77.53 %	1166	692		295
225900	Youth Voting Election Day	2777	0	0.00 %				
225900	Youth Voting Vote by Mail	2777	0	0.00 %				
225900	Total	2777	2333	84.01 %	1264	733		336
244000	Election Day	3056	171	5.60 %	69	59		43
244000	Vote by Mail	3056	2456	80.37 %	1121	927	5	403
244000	Youth Voting Election Day	3056	0	0.00 %				
244000	Youth Voting Vote by Mail	3056	0	0.00 %				
244000	Total	3056	2627	85.96 %	1190	986	5	446
244300	Election Day	5305	344	6.48 %	150	111		83
244300	Vote by Mail	5305	4169	78.59 %	1981	1565	1	622
244300	Youth Voting Election Day	5305	0	0.00 %				
244300	Youth Voting Vote by Mail	5305	0	0.00 %				
244300	Total	5305	4513	85.07 %	2131	1676	1	705
245000	Election Day	2535	114	4.50 %	45	37		32
245000	Vote by Mail	2535	2076	81.89 %	1040	732		304
245000	Youth Voting Election Day	2535	0	0.00 %				
245000	Youth Voting Vote by Mail	2535	0	0.00 %				
245000	Total	2535	2190	86.39 %	1085	769		336
245300	Election Day	2051	107	5.22 %	50	33		24
245300	Vote by Mail	2051	1630	79.47 %	710	627		293
245300	Youth Voting Election Day	2051	0	0.00 %				
245300	Youth Voting Vote by Mail	2051	0	0.00 %				
245300	Total	2051	1737	84.69 %	760	660		317
280100	Election Day	4629	310	6.70 %	110	122		78
280100	Vote by Mail	4629	3531	76.28 %	1443	1357	1	730
280100	Youth Voting Election Day	4629	0	0.00 %				
280100	Youth Voting Vote by Mail	4629	0	0.00 %				
280100	Total	4629	3841	82.98 %	1553	1479	1	808
280700	Election Day	4342	280	6.45 %	82	119		79
280700	Vote by Mail	4342	3371	77.64 %	1067	1527	1	776
280700	Youth Voting Election Day	4342	0	0.00 %				
280700	Youth Voting Vote by Mail	4342	0	0.00 %				
280700	Total	4342	3651	84.09 %	1149	1646	1	855
300110	Election Day	2415	118	4.89 %	30	56		32
300110	Vote by Mail	2415	1729	71.59 %	478	820		431
300110	Youth Voting Election Day	2415	0	0.00 %				
300110	Youth Voting Vote by Mail	2415	0	0.00 %				
300110	Total	2415	1847	76.48 %	508	876		463

1 BART Director, District 7								
		Registered Voters	Voters Cast	Turnout (%)	VICTOR E. FLORES	DANA LANG	Over Votes	Under Votes
300130	Election Day	3176	166	5.23 %	55	60		51
300130	Vote by Mail	3176	2213	69.68 %	697	997		519
300130	Youth Voting Election Day	3176	0	0.00 %				
300130	Youth Voting Vote by Mail	3176	0	0.00 %				
300130	Total	3176	2379	74.91 %	752	1057		570
300150	Election Day	4708	185	3.93 %	53	80		52
300150	Vote by Mail	4708	3636	77.23 %	1106	1638	1	891
300150	Youth Voting Election Day	4708	0	0.00 %				
300150	Youth Voting Vote by Mail	4708	0	0.00 %				
300150	Total	4708	3821	81.16 %	1159	1718	1	943
300300	Election Day	4152	239	5.76 %	84	76		79
300300	Vote by Mail	4152	3204	77.17 %	1293	1274		637
300300	Youth Voting Election Day	4152	0	0.00 %				
300300	Youth Voting Vote by Mail	4152	0	0.00 %				
300300	Total	4152	3443	82.92 %	1377	1350		716
301900	Election Day	5255	409	7.78 %	136	146		127
301900	Vote by Mail	5255	3556	67.67 %	1458	1375	2	721
301900	Youth Voting Election Day	5255	0	0.00 %				
301900	Youth Voting Vote by Mail	5255	0	0.00 %				
301900	Total	5255	3965	75.45 %	1594	1521	2	848
302200	Election Day	5038	315	6.25 %	112	120		83
302200	Vote by Mail	5038	3813	75.68 %	1561	1469	1	782
302200	Youth Voting Election Day	5038	0	0.00 %				
302200	Youth Voting Vote by Mail	5038	0	0.00 %				
302200	Total	5038	4128	81.94 %	1673	1589	1	865
302700	Election Day	4301	420	9.77 %	167	142		111
302700	Vote by Mail	4301	2801	65.12 %	1165	1075		561
302700	Youth Voting Election Day	4301	0	0.00 %				
302700	Youth Voting Vote by Mail	4301	0	0.00 %				
302700	Total	4301	3221	74.89 %	1332	1217		672
303800	Election Day	4732	436	9.21 %	161	164		111
303800	Vote by Mail	4732	3161	66.80 %	1318	1194	2	647
303800	Youth Voting Election Day	4732	0	0.00 %				
303800	Youth Voting Vote by Mail	4732	0	0.00 %				
303800	Total	4732	3597	76.01 %	1479	1358	2	758
304800	Election Day	5756	538	9.35 %	192	182		164
304800	Vote by Mail	5756	3720	64.63 %	1416	1538	1	765
304800	Youth Voting Election Day	5756	0	0.00 %				
304800	Youth Voting Vote by Mail	5756	0	0.00 %				
304800	Total	5756	4258	73.97 %	1608	1720	1	929

1 BART Director, District 7

		Registered Voters	Voters Cast	Turnout (%)	VICTOR E FLORES	DANA LANG	Over Votes	Under Votes
305110	Election Day	4206	395	9.39 %	143	144		108
305110	Vote by Mail	4206	2700	64.19 %	1013	1121	1	565
305110	Youth Voting Election Day	4206	0	0.00 %				
305110	Youth Voting Vote by Mail	4206	0	0.00 %				
305110	Total	4206	3095	73.59 %	1156	1265	1	673
305500	Election Day	4127	384	9.30 %	159	123		102
305500	Vote by Mail	4127	2476	60.00 %	1077	929		470
305500	Youth Voting Election Day	4127	0	0.00 %				
305500	Youth Voting Vote by Mail	4127	0	0.00 %				
305500	Total	4127	2860	69.30 %	1236	1052		572
305700	Election Day	4603	343	7.45 %	128	110		105
305700	Vote by Mail	4603	3286	71.39 %	1244	1350		692
305700	Youth Voting Election Day	4603	0	0.00 %				
305700	Youth Voting Vote by Mail	4603	0	0.00 %				
305700	Total	4603	3629	78.84 %	1372	1460		797
310000	Election Day	4651	439	9.44 %	212	128		99
310000	Vote by Mail	4651	2956	63.56 %	1660	870		426
310000	Youth Voting Election Day	4651	0	0.00 %				
310000	Youth Voting Vote by Mail	4651	0	0.00 %				
310000	Total	4651	3395	73.00 %	1872	998		525
310120	Election Day	30	3	10.00 %	***	***	***	***
310120	Vote by Mail	30	19	63.33 %	9	8		2
310120	Youth Voting Election Day	30	0	0.00 %				
310120	Youth Voting Vote by Mail	30	0	0.00 %				
310120	Total	30	22	73.33 %	11	9		2
310600	Election Day	4165	379	9.10 %	197	97		85
310600	Vote by Mail	4165	2759	66.24 %	1619	783		357
310600	Youth Voting Election Day	4165	0	0.00 %				
310600	Youth Voting Vote by Mail	4165	0	0.00 %				
310600	Total	4165	3138	75.34 %	1816	880		442
311400	Election Day	4431	359	8.10 %	199	93		67
311400	Vote by Mail	4431	2830	63.87 %	1589	905	3	333
311400	Youth Voting Election Day	4431	0	0.00 %				
311400	Youth Voting Vote by Mail	4431	0	0.00 %				
311400	Total	4431	3189	71.97 %	1788	998	3	400
323200	Election Day	3915	306	7.82 %	149	80		77
323200	Vote by Mail	3915	2760	70.50 %	1496	879	1	384
323200	Youth Voting Election Day	3915	0	0.00 %				
323200	Youth Voting Vote by Mail	3915	0	0.00 %				
323200	Total	3915	3066	78.31 %	1645	959	1	461

1 BART Director, District 7

		Registered Voters	Voters Cast	Turnout (%)	VICTOR E FLORES	DANA LANG	Over Votes	Under Votes
325100	Election Day	4459	438	9.82 %	223	129		86
325100	Vote by Mail	4459	2911	65.28 %	1597	931	2	381
325100	Youth Voting Election Day	4459	0	0.00 %				
325100	Youth Voting Vote by Mail	4459	0	0.00 %				
325100	Total	4459	3349	75.11 %	1820	1060	2	467
325400	Election Day	2973	289	9.72 %	146	86		57
325400	Vote by Mail	2973	1992	67.00 %	1061	648	1	282
325400	Youth Voting Election Day	2973	0	0.00 %				
325400	Youth Voting Vote by Mail	2973	0	0.00 %				
325400	Total	2973	2281	76.72 %	1207	734	1	339
325600	Election Day	3203	320	9.99 %	145	89		86
325600	Vote by Mail	3203	2250	70.25 %	1230	702	1	317
325600	Youth Voting Election Day	3203	0	0.00 %				
325600	Youth Voting Vote by Mail	3203	0	0.00 %				
325600	Total	3203	2570	80.24 %	1375	791	1	403
333200	Election Day	3675	440	11.97 %	211	136		93
333200	Vote by Mail	3675	2173	59.13 %	1130	739		304
333200	Youth Voting Election Day	3675	0	0.00 %				
333200	Youth Voting Vote by Mail	3675	0	0.00 %				
333200	Total	3675	2613	71.10 %	1341	875		397
333210	Election Day	544	39	7.17 %	17	13		9
333210	Vote by Mail	544	318	58.46 %	171	93		54
333210	Youth Voting Election Day	544	0	0.00 %				
333210	Youth Voting Vote by Mail	544	0	0.00 %				
333210	Total	544	357	65.63 %	188	106		63
333410	Election Day	3397	250	7.36 %	105	90		55
333410	Vote by Mail	3397	2005	59.02 %	881	808	1	315
333410	Youth Voting Election Day	3397	0	0.00 %				
333410	Youth Voting Vote by Mail	3397	0	0.00 %				
333410	Total	3397	2255	66.38 %	986	898	1	370
333460	Election Day	218	59	27.06 %	22	26		11
333460	Vote by Mail	218	120	55.05 %	56	42		22
333460	Youth Voting Election Day	218	0	0.00 %				
333460	Youth Voting Vote by Mail	218	0	0.00 %				
333460	Total	218	179	82.11 %	78	68		33
333810	Election Day	1471	93	6.32 %	46	30		17
333810	Vote by Mail	1471	791	53.77 %	379	296		116
333810	Youth Voting Election Day	1471	0	0.00 %				
333810	Youth Voting Vote by Mail	1471	0	0.00 %				
333810	Total	1471	884	60.10 %	425	326		133

1 BART Director, District 7

		Registered Voters	Voters Cast	Turnout (%)	VICTOR E. FLORES	DANA LANG	Over Votes	Under Votes
333900	Election Day	2149	169	7.86 %	74	51		44
333900	Vote by Mail	2149	1001	46.58 %	453	368	1	179
333900	Youth Voting Election Day	2149	0	0.00 %				
333900	Youth Voting Vote by Mail	2149	0	0.00 %				
333900	Total	2149	1170	54.44 %	527	419	1	223
333910	Election Day	1155	175	15.15 %	92	52		31
333910	Vote by Mail	1155	643	55.67 %	348	220	1	74
333910	Youth Voting Election Day	1155	0	0.00 %				
333910	Youth Voting Vote by Mail	1155	0	0.00 %				
333910	Total	1155	818	70.82 %	440	272	1	105
334000	Election Day	2575	200	7.77 %	101	52		47
334000	Vote by Mail	2575	1402	54.45 %	777	431		194
334000	Youth Voting Election Day	2575	0	0.00 %				
334000	Youth Voting Vote by Mail	2575	0	0.00 %				
334000	Total	2575	1602	62.21 %	878	483		241
334510	Election Day	214	23	10.75 %	15	4		4
334510	Vote by Mail	214	138	64.49 %	67	44		27
334510	Youth Voting Election Day	214	0	0.00 %				
334510	Youth Voting Vote by Mail	214	0	0.00 %				
334510	Total	214	161	75.23 %	82	48		31
335100	Election Day	3867	436	11.27 %	215	150		71
335100	Vote by Mail	3867	1892	48.93 %	1031	595		266
335100	Youth Voting Election Day	3867	0	0.00 %				
335100	Youth Voting Vote by Mail	3867	0	0.00 %				
335100	Total	3867	2328	60.20 %	1246	745		337
335110	Election Day	262	23	8.78 %	11	7		5
335110	Vote by Mail	262	131	50.00 %	69	47		15
335110	Youth Voting Election Day	262	0	0.00 %				
335110	Youth Voting Vote by Mail	262	0	0.00 %				
335110	Total	262	154	58.78 %	80	54		20
335400	Election Day	3147	402	12.77 %	205	109		88
335400	Vote by Mail	3147	1310	41.63 %	692	449	1	168
335400	Youth Voting Election Day	3147	0	0.00 %				
335400	Youth Voting Vote by Mail	3147	0	0.00 %				
335400	Total	3147	1712	54.40 %	897	558	1	256
335700	Election Day	2497	363	14.54 %	174	107		82
335700	Vote by Mail	2497	1414	56.63 %	765	475	1	173
335700	Youth Voting Election Day	2497	0	0.00 %				
335700	Youth Voting Vote by Mail	2497	0	0.00 %				
335700	Total	2497	1777	71.17 %	939	582	1	255

1 BART Director, District 7

		Registered Voters	Voters Cast	Turnout (%)	VICTOR E. FLORES	DANA LANG	Over Votes	Under Votes
335710	Election Day	3070	387	12.61 %	198	122		67
335710	Vote by Mail	3070	1720	56.03 %	960	549	1	210
335710	Youth Voting Election Day	3070	0	0.00 %				
335710	Youth Voting Vote by Mail	3070	0	0.00 %				
335710	Total	3070	2107	68.63 %	1158	671	1	277
335810	Election Day	226	13	5.75 %	4	6		3
335810	Vote by Mail	226	87	38.50 %	40	36		11
335810	Youth Voting Election Day	226	0	0.00 %				
335810	Youth Voting Vote by Mail	226	0	0.00 %				
335810	Total	226	100	44.25 %	44	42		14
336200	Election Day	4191	531	12.67 %	250	179		102
336200	Vote by Mail	4191	2150	51.30 %	1181	696		273
336200	Youth Voting Election Day	4191	0	0.00 %				
336200	Youth Voting Vote by Mail	4191	0	0.00 %				
336200	Total	4191	2681	63.97 %	1431	875		375
336610	Election Day	3667	426	11.62 %	195	142	1	88
336610	Vote by Mail	3667	1431	39.02 %	731	509	1	190
336610	Youth Voting Election Day	3667	0	0.00 %				
336610	Youth Voting Vote by Mail	3667	0	0.00 %				
336610	Total	3667	1857	50.64 %	926	651	2	278
336710	Election Day	3309	374	11.30 %	187	112		75
336710	Vote by Mail	3309	1622	49.02 %	838	560	2	222
336710	Youth Voting Election Day	3309	0	0.00 %				
336710	Youth Voting Vote by Mail	3309	0	0.00 %				
336710	Total	3309	1996	60.32 %	1025	672	2	297
336900	Election Day	1766	201	11.38 %	90	84		27
336900	Vote by Mail	1766	981	55.55 %	492	347		142
336900	Youth Voting Election Day	1766	0	0.00 %				
336900	Youth Voting Vote by Mail	1766	0	0.00 %				
336900	Total	1766	1182	66.93 %	582	431		169
344200	Election Day	2969	198	6.67 %	93	60	1	44
344200	Vote by Mail	2969	1964	66.15 %	1097	590	2	275
344200	Youth Voting Election Day	2969	0	0.00 %				
344200	Youth Voting Vote by Mail	2969	0	0.00 %				
344200	Total	2969	2162	72.82 %	1190	650	3	319
344410	Election Day	850	54	6.35 %	29	12		13
344410	Vote by Mail	850	665	78.24 %	364	213		88
344410	Youth Voting Election Day	850	0	0.00 %				
344410	Youth Voting Vote by Mail	850	0	0.00 %				
344410	Total	850	719	84.59 %	393	225		101

1 BART Director, District 7								
		Registered Voters	Voters Cast	Turnout (%)	VICTOR E. FLORES	DANA LANG	Over Votes	Under Votes
344700	Election Day	2125	97	4.56 %	40	29		28
344700	Vote by Mail	2125	1720	80.94 %	879	623		218
344700	Youth Voting Election Day	2125	0	0.00 %				
344700	Youth Voting Vote by Mail	2125	0	0.00 %				
344700	Total	2125	1817	85.51 %	919	652		246
345310	Election Day	851	126	14.81 %	55	53		18
345310	Vote by Mail	851	559	65.69 %	300	192		67
345310	Youth Voting Election Day	851	0	0.00 %				
345310	Youth Voting Vote by Mail	851	0	0.00 %				
345310	Total	851	685	80.49 %	355	245		85
345320	Election Day	21	3	14.29 %	***	***	***	***
345320	Vote by Mail	21	10	47.62 %	***	***	***	***
345320	Youth Voting Election Day	21	0	0.00 %				
345320	Youth Voting Vote by Mail	21	0	0.00 %				
345320	Total	21	13	61.90 %	2	7		4
345500	Election Day	4378	300	6.85 %	165	86		49
345500	Vote by Mail	4378	2838	64.82 %	1483	979	5	371
345500	Youth Voting Election Day	4378	0	0.00 %				
345500	Youth Voting Vote by Mail	4378	0	0.00 %				
345500	Total	4378	3138	71.68 %	1648	1065	5	420
345700	Election Day	2262	120	5.31 %	58	40		22
345700	Vote by Mail	2262	1766	78.07 %	811	719	1	235
345700	Youth Voting Election Day	2262	0	0.00 %				
345700	Youth Voting Vote by Mail	2262	0	0.00 %				
345700	Total	2262	1886	83.38 %	869	759	1	257
345710	Election Day	101	0	0.00 %				
345710	Vote by Mail	101	85	84.16 %	35	39		11
345710	Youth Voting Election Day	101	0	0.00 %				
345710	Youth Voting Vote by Mail	101	0	0.00 %				
345710	Total	101	85	84.16 %	35	39		11
345900	Election Day	2212	145	6.56 %	50	59		36
345900	Vote by Mail	2212	1729	78.16 %	757	749		223
345900	Youth Voting Election Day	2212	0	0.00 %				
345900	Youth Voting Vote by Mail	2212	0	0.00 %				
345900	Total	2212	1874	84.72 %	807	808		259
346000	Election Day	544	27	4.96 %	15	6		6
346000	Vote by Mail	544	338	62.13 %	176	106		56
346000	Youth Voting Election Day	544	0	0.00 %				
346000	Youth Voting Vote by Mail	544	0	0.00 %				
346000	Total	544	365	67.10 %	191	112		62

1 BART Director, District 7

		Registered Voters	Voters Cast	Turnout (%)	VICTOR E FLORES	DANA LANG	Over Votes	Under Votes
353310	Election Day	3341	251	7.51 %	123	66		62
353310	Vote by Mail	3341	1834	54.89 %	975	582	1	276
353310	Youth Voting Election Day	3341	0	0.00 %				
353310	Youth Voting Vote by Mail	3341	0	0.00 %				
353310	Total	3341	2085	62.41 %	1098	648	1	338
353900	Election Day	3894	296	7.60 %	157	86		53
353900	Vote by Mail	3894	2140	54.96 %	1156	697	3	284
353900	Youth Voting Election Day	3894	0	0.00 %				
353900	Youth Voting Vote by Mail	3894	0	0.00 %				
353900	Total	3894	2436	62.56 %	1313	783	3	337
354100	Election Day	1207	84	6.96 %	30	34		20
354100	Vote by Mail	1207	645	53.44 %	330	214		101
354100	Youth Voting Election Day	1207	0	0.00 %				
354100	Youth Voting Vote by Mail	1207	0	0.00 %				
354100	Total	1207	729	60.40 %	360	248		121
354400	Election Day	2769	208	7.51 %	96	66		46
354400	Vote by Mail	2769	1298	46.88 %	620	523		155
354400	Youth Voting Election Day	2769	0	0.00 %				
354400	Youth Voting Vote by Mail	2769	0	0.00 %				
354400	Total	2769	1506	54.39 %	716	589		201
364020	Election Day	11	1	9.09 %	***	***	***	***
364020	Vote by Mail	11	5	45.45 %	***	***	***	***
364020	Youth Voting Election Day	11	0	0.00 %				
364020	Youth Voting Vote by Mail	11	0	0.00 %				
364020	Total	11	6	54.55 %	***	***	***	***
364200	Election Day	1308	48	3.67 %	20	20		8
364200	Vote by Mail	1308	1082	82.72 %	471	459		152
364200	Youth Voting Election Day	1308	0	0.00 %				
364200	Youth Voting Vote by Mail	1308	0	0.00 %				
364200	Total	1308	1130	86.39 %	491	479		160
364310	Election Day	3063	216	7.05 %	84	87		45
364310	Vote by Mail	3063	2222	72.54 %	990	878	2	352
364310	Youth Voting Election Day	3063	0	0.00 %				
364310	Youth Voting Vote by Mail	3063	0	0.00 %				
364310	Total	3063	2438	79.60 %	1074	965	2	397
364510	Election Day	923	56	6.07 %	26	12		18
364510	Vote by Mail	923	712	77.14 %	276	345		91
364510	Youth Voting Election Day	923	0	0.00 %				
364510	Youth Voting Vote by Mail	923	0	0.00 %				
364510	Total	923	768	83.21 %	302	357		109

1 BART Director, District 7								
		Registered Voters	Voters Cast	Turnout (%)	VICTOR E FLORES	DANA LANG	Over Votes	Under Votes
364600	Election Day	1502	139	9.25 %	62	42		35
364600	Vote by Mail	1502	998	66.44 %	497	356	1	144
364600	Youth Voting Election Day	1502	0	0.00 %				
364600	Youth Voting Vote by Mail	1502	0	0.00 %				
364600	Total	1502	1137	75.70 %	559	398	1	179
364800	Election Day	1748	143	8.18 %	68	45		30
364800	Vote by Mail	1748	952	54.46 %	483	342		127
364800	Youth Voting Election Day	1748	0	0.00 %				
364800	Youth Voting Vote by Mail	1748	0	0.00 %				
364800	Total	1748	1095	62.64 %	551	387		157
373030	Election Day	0	0					
373030	Vote by Mail	0	0					
373030	Youth Voting Election Day	0	0					
373030	Youth Voting Vote by Mail	0	0					
373030	Total	0	0					
380300	Election Day	3273	418	12.77 %	172	150		96
380300	Vote by Mail	3273	1993	60.89 %	944	713		336
380300	Youth Voting Election Day	3273	0	0.00 %				
380300	Youth Voting Vote by Mail	3273	0	0.00 %				
380300	Total	3273	2411	73.66 %	1116	863		432
380400	Election Day	3913	481	12.29 %	187	177		117
380400	Vote by Mail	3913	2519	64.38 %	1016	1041		462
380400	Youth Voting Election Day	3913	0	0.00 %				
380400	Youth Voting Vote by Mail	3913	0	0.00 %				
380400	Total	3913	3000	76.67 %	1203	1218		579
394100	Election Day	2	0	0.00 %				
394100	Vote by Mail	2	2	100.00 %	***	***	***	***
394100	Youth Voting Election Day	2	0	0.00 %				
394100	Youth Voting Vote by Mail	2	0	0.00 %				
394100	Total	2	2	100.00 %	***	***	***	***
394200	Election Day	2	0	0.00 %				
394200	Vote by Mail	2	2	100.00 %	***	***	***	***
394200	Youth Voting Election Day	2	0	0.00 %				
394200	Youth Voting Vote by Mail	2	0	0.00 %				
394200	Total	2	2	100.00 %	***	***	***	***
464000	Election Day	2	0	0.00 %				
464000	Vote by Mail	2	2	100.00 %	***	***	***	***
464000	Youth Voting Election Day	2	0	0.00 %				
464000	Youth Voting Vote by Mail	2	0	0.00 %				
464000	Total	2	2	100.00 %	***	***	***	***

1 BART Director, District 7								
		Registered Voters	Voters Cast	Turnout (%)	VICTOR E. FLORES	DANA LANG	Over Votes	Under Votes
Total - Election Day		241767	19530	8.08 %	8735	6289	2	4504
Total - Vote by Mail		241767	162917	67.39 %	78150	58248	60	26459
Total - Youth Voting Election Day		241767	0	0.00 %				
Total - Youth Voting Vote by Mail		241767	0	0.00 %				
Contest Total		241767	182447	75.46 %	86885	64537	62	30963

*** Indicates vote data was suppressed due to voter privacy settings.

1 BART Director, District 7								
		Registered Voters	Voters Cast	Turnout (%)	VICTOR E. FLORES	DANA LANG	Over Votes	Under Votes
California	Election Day	241767	19530	8.08 %	8735	6289	2	4504
California	Vote by Mail	241767	162917	67.39 %	78150	58248	60	26459
California	Youth Voting Election Day	241767	0	0.00 %				
California	Youth Voting Vote by Mail	241767	0	0.00 %				
California	Total	241767	182447	75.46 %	86885	64537	62	30963
12th Congressional District	Election Day	241761	19530	8.08 %	8735	6289	2	4504
12th Congressional District	Vote by Mail	241761	162911	67.39 %	78147	58246	60	26458
12th Congressional District	Youth Voting Election Day	241761	0	0.00 %				
12th Congressional District	Youth Voting Vote by Mail	241761	0	0.00 %				
12th Congressional District	Total	241761	182441	75.46 %	86882	64535	62	30962
14th Congressional District	Election Day	6	0	0.00 %				
14th Congressional District	Vote by Mail	6	6	100.00 %	***	***	***	***
14th Congressional District	Youth Voting Election Day	6	0	0.00 %				
14th Congressional District	Youth Voting Vote by Mail	6	0	0.00 %				
14th Congressional District	Total	6	6	100.00 %	***	***	***	***
7th State Senatorial District	Election Day	241761	19530	8.08 %	8735	6289	2	4504
7th State Senatorial District	Vote by Mail	241761	162911	67.39 %	78147	58246	60	26458
7th State Senatorial District	Youth Voting Election Day	241761	0	0.00 %				
7th State Senatorial District	Youth Voting Vote by Mail	241761	0	0.00 %				
7th State Senatorial District	Total	241761	182441	75.46 %	86882	64535	62	30962
9th State Senatorial District	Election Day	6	0	0.00 %				
9th State Senatorial District	Vote by Mail	6	6	100.00 %	***	***	***	***
9th State Senatorial District	Youth Voting Election Day	6	0	0.00 %				
9th State Senatorial District	Youth Voting Vote by Mail	6	0	0.00 %				
9th State Senatorial District	Total	6	6	100.00 %	***	***	***	***
14th Assembly District	Election Day	50703	3303	6.51 %	1446	1073		784
14th Assembly District	Vote by Mail	50703	39036	76.99 %	18892	13466	20	6658
14th Assembly District	Youth Voting Election Day	50703	0	0.00 %				
14th Assembly District	Youth Voting Vote by Mail	50703	0	0.00 %				
14th Assembly District	Total	50703	42339	83.50 %	20338	14539	20	7442
18th Assembly District	Election Day	191064	16227	8.49 %	7289	5216	2	3720
18th Assembly District	Vote by Mail	191064	123881	64.84 %	59258	44782	40	19801

1 BART Director, District 7								
		Registered Voters	Voters Cast	Turnout (%)	VICTOR E. FLORES	DANA LANG	Over Votes	Under Votes
18th Assembly District	Youth Voting Election Day	191064	0	0.00 %				
18th Assembly District	Youth Voting Vote by Mail	191064	0	0.00 %				
18th Assembly District	Total	191064	140108	73.33 %	66547	49998	42	23521
Board of Equalization, 2nd District	Election Day	241767	19530	8.08 %	8735	6289	2	4504
Board of Equalization, 2nd District	Vote by Mail	241767	162917	67.39 %	78150	58248	60	26459
Board of Equalization, 2nd District	Youth Voting Election Day	241767	0	0.00 %				
Board of Equalization, 2nd District	Youth Voting Vote by Mail	241767	0	0.00 %				
Board of Equalization, 2nd District	Total	241767	182447	75.46 %	86885	64537	62	30963
Alameda County	Election Day	241767	19530	8.08 %	8735	6289	2	4504
Alameda County	Vote by Mail	241767	162917	67.39 %	78150	58248	60	26459
Alameda County	Youth Voting Election Day	241767	0	0.00 %				
Alameda County	Youth Voting Vote by Mail	241767	0	0.00 %				
Alameda County	Total	241767	182447	75.46 %	86885	64537	62	30963
3rd Supervisorial District	Election Day	80540	6263	7.78 %	2520	2124		1619
3rd Supervisorial District	Vote by Mail	80540	52053	64.63 %	21856	20231	16	9950
3rd Supervisorial District	Youth Voting Election Day	80540	0	0.00 %				
3rd Supervisorial District	Youth Voting Vote by Mail	80540	0	0.00 %				
3rd Supervisorial District	Total	80540	58316	72.41 %	24376	22355	16	11569
4th Supervisorial District	Election Day	30266	1990	6.58 %	893	662		435
4th Supervisorial District	Vote by Mail	30266	22312	73.72 %	10631	8502	15	3164
4th Supervisorial District	Youth Voting Election Day	30266	0	0.00 %				
4th Supervisorial District	Youth Voting Vote by Mail	30266	0	0.00 %				
4th Supervisorial District	Total	30266	24302	80.29 %	11524	9164	15	3599
5th Supervisorial District	Election Day	130961	11277	8.61 %	5322	3503	2	2450
5th Supervisorial District	Vote by Mail	130961	88552	67.62 %	45663	29515	29	13345
5th Supervisorial District	Youth Voting Election Day	130961	0	0.00 %				
5th Supervisorial District	Youth Voting Vote by Mail	130961	0	0.00 %				
5th Supervisorial District	Total	130961	99829	76.23 %	50985	33018	31	15795
City of Alameda	Election Day	52469	3948	7.52 %	1420	1403		1125
City of Alameda	Vote by Mail	52469	36295	69.17 %	13826	14780	8	7681

1 BART Director, District 7								
		Registered Voters	Voters Cast	Turnout (%)	VICTOR E FLORES	DANA LANG	Over Votes	Under Votes
City of Alameda	Youth Voting Election Day	52469	0	0.00 %				
City of Alameda	Youth Voting Vote by Mail	52469	0	0.00 %				
City of Alameda	Total	52469	40243	76.70 %	15246	16183	8	8806
City of Berkeley	Election Day	4738	347	7.32 %	161	97		89
City of Berkeley	Vote by Mail	4738	3319	70.05 %	1667	965	4	683
City of Berkeley	Youth Voting Election Day	4738	0	0.00 %				
City of Berkeley	Youth Voting Vote by Mail	4738	0	0.00 %				
City of Berkeley	Total	4738	3666	77.37 %	1828	1062	4	772
City of Emeryville	Election Day	7186	899	12.51 %	359	327		213
City of Emeryville	Vote by Mail	7186	4512	62.79 %	1960	1754		798
City of Emeryville	Youth Voting Election Day	7186	0	0.00 %				
City of Emeryville	Youth Voting Vote by Mail	7186	0	0.00 %				
City of Emeryville	Total	7186	5411	75.30 %	2319	2081		1011
City of Oakland	Election Day	168397	13746	8.16 %	6603	4221	2	2920
City of Oakland	Vote by Mail	168397	111883	66.44 %	58184	37863	46	15790
City of Oakland	Youth Voting Election Day	168397	0	0.00 %				
City of Oakland	Youth Voting Vote by Mail	168397	0	0.00 %				
City of Oakland	Total	168397	125629	74.60 %	64787	42084	48	18710
City of Piedmont	Election Day	8971	590	6.58 %	192	241		157
City of Piedmont	Vote by Mail	8971	6902	76.94 %	2510	2884	2	1506
City of Piedmont	Youth Voting Election Day	8971	0	0.00 %				
City of Piedmont	Youth Voting Vote by Mail	8971	0	0.00 %				
City of Piedmont	Total	8971	7492	83.51 %	2702	3125	2	1663
Unincorporated Alameda County	Election Day	6	0	0.00 %				
Unincorporated Alameda County	Vote by Mail	6	6	100.00 %	***	***	***	***
Unincorporated Alameda County	Youth Voting Election Day	6	0	0.00 %				
Unincorporated Alameda County	Youth Voting Vote by Mail	6	0	0.00 %				
Unincorporated Alameda County	Total	6	6	100.00 %	***	***	***	***
Unincorporated/Eden Township	Election Day	6	0	0.00 %				

1 BART Director, District 7								
		Registered Voters	Voters Cast	Turnout (%)	VICTOR E. FLORES	DANA LANG	Over Votes	Under Votes
Unincorporated/Eden Township	Vote by Mail	6	6	100.00 %	***	***	***	***
Unincorporated/Eden Township	Youth Voting Election Day	6	0	0.00 %				
Unincorporated/Eden Township	Youth Voting Vote by Mail	6	0	0.00 %				
Unincorporated/Eden Township	Total	6	6	100.00 %	***	***	***	***
Total - Election Day		241767	19530	8.08 %	8735	6289	2	4504
Total - Vote by Mail		241767	162917	67.39 %	78150	58248	60	26459
Total - Youth Voting Election Day		241767	0	0.00 %				
Total - Youth Voting Vote by Mail		241767	0	0.00 %				
Contest Total		241767	182447	75.46 %	86885	64537	62	30963

*** Indicates vote data was suppressed due to voter privacy settings.



REGISTRAR OF VOTERS
ALAMEDA COUNTY • CALIFORNIA

TIM DUPUIS
REGISTRAR OF VOTERS

CYNTHIA CORNEJO
DEPUTY REGISTRAR OF VOTERS

November 25, 2024

Honorable Board of Supervisors
Alameda County Administration Building
1221 Oak Street
Oakland, CA 94612

SUBJECT: OFFICIAL CANVASS AND ACCEPT APPOINTMENTS FOR THE ELECTIVE OFFICES FOR THE NOVEMBER 5, 2024, GENERAL ELECTION

Dear Board Members:

RECOMMENDATION:

- A. Declare elected or nominated the person having the highest number of votes for each office voted on under the jurisdiction of the Board of Supervisors at the November 5, 2024 election, as shown in the Certified Statement of Results; and
- B. Declare the results of each election as to each measure and other matter under the jurisdiction of the Board of Supervisors voted on at the November 5, 2024 election, as shown in the Certified Statement of the Results; and
- C. Accept appointments for the elective offices for the November 5, 2024, General Election, in which the number of persons who have filed a declaration of candidacy does not exceed the number of persons to be elected:
 1. Catheryn Grier, Chabot-Las Positas Community College District Trustee, Area 5
 2. Stephen (Steve) Lanza, Chabot-Las Positas Community College District Trustee, Area 7
 3. Lance Chee-Khei Kwan, Ohlone Community College District Trustee, Area 1
 4. Greg Bonaccorsi, Ohlone Community College District Trustee, Area 2
 5. Rakesh Sharma, Ohlone Community College District Trustee, Area 5
 6. Bill Withrow, Peralta Community College District Trustee, Area 1
 7. Nicky Gonzalez Yuen, Peralta Community College District Trustee, Area 4
 8. Dyana Delfin Polk, Peralta Community College District Trustee, Area 6
 9. Dolly Adams, Castro Valley Unified School District Governing Board Member, Area 1
 10. Lavender Lee Whitaker, Castro Valley Unified School District Governing Board Member, Area 2
 11. Jeff Clark, Dublin Unified School District Governing Board Member, Area 3
 12. Gabi Blackman, Dublin Unified School District Governing Board Member, Area 3
 13. Sharon Coco, Fremont Unified School District Governing Board Member, Area 1

14. Vivek Prasad, Fremont Unified School District Governing Board Member, Area 5
15. Mary Jo Carreon, Pleasanton Unified School District Governing Board Member, Area 1
16. Peter Oshinski, San Leandro Unified School District Governing Board Member, At Large
17. Zachary James Borja, San Leandro Unified School District Governing Board Member, Area 1
18. Cindy Rocha, San Leandro Unified School District Governing Board Member, Area 3
19. Diana Prola, San Leandro Unified School District Governing Board Member, Area 5
20. Dorothy Lee, San Lorenzo Unified School District Governing Board Member, Area 2
21. Kyla Sinegal, San Lorenzo Unified School District Governing Board Member, Area 3
22. H.E. Christian (Chris) Peebles, Alameda-Contra Costa Transit District Director, Ward 1
23. Jean Marie Walsh, Alameda-Contra Costa Transit District Director, Ward 2
24. James Gunther, Alameda County Water District Director, Ward 1
25. John Weed, Alameda County Water District Director, Ward 4
26. Barnali Ghosh, Bay Area Rapid Transit District Director, District 3
27. Jeff Cambra and Stewart Chen, City of Alameda Healthcare District Directors
28. Arun Goel, Dublin San Ramon Services District Director, Area 5
29. Elizabeth Echols, East Bay Regional Park District Director, Ward 1
30. Ronna Jojola Gonsalves, Eden Township Healthcare District Director, Area 2
31. Sara Choi, Melissa Dimic, and Mark McDaniel, Fairview Fire Protection District Directors
32. William F. Nicholson and Jeannie Yee, Washington Township Healthcare District Directors

DISCUSSION/SUMMARY:

In accordance with California Elections Code Section 15302, the Certification of the Registrar of Voters of the Results of the Canvass and the certified Statement of Results for all votes cast in Alameda County for each office, proposition, measure, and other matter voted on at the November 5, 2024 General Election is on file with the Clerk of the Board of Supervisors.

Your Board is asked to adopt the above recommendations, A through C, to declare the results of elections under your Board's jurisdiction at the November 5, 2024 General Election. For Recommendations C1 through C32, each of those jurisdictions was scheduled to hold a District Election on November 5, 2024, to elect a member to their respective boards. In each of those jurisdictions, the number of persons who filed a declaration of candidacy did not exceed the number of persons to be elected to the board. No petition was filed to request that an election be held in those districts. Upon receipt of my certification of these facts, pursuant to Section 10515 of the California Elections Code, your Board is respectfully requested to accept the appointment for each person nominated for the term prescribed by law.

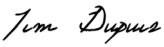
FINANCING:

The recommended actions will result in no net costs to the County.

VISION 2026 GOAL:

The appointment will meet the 10X goal of **Accessible Infrastructure** and will support our shared vision of a **Thriving and Resilient Population**.

Sincerely,

DocuSigned by:

C504117C2A294A7...

Tim Dupuis
Registrar of Voters
Attachments

- C: Susan S. Muranishi, County Administrator
Ronald Gerhard, Chabot-Las Positas Community College District, Chancellor
Anthony F. DiSalvo, Ohlone Community College District, Interim President - Chancellor
Janette Jackson, Peralta Community College District, Interim Chancellor
Parvin Ahmadi, Castro Valley Unified School District, Superintendent
Chris Funk, Dublin Unified School District, Superintendent
CJ Cammack, Fremont Unified School District, Superintendent
David Haglund, Ed.D., Pleasanton Unified School District, Superintendent
Mike McLaughlin, San Leandro Unified School District, Superintendent
Daryl Camp, Ed.D., San Lorenzo Unified School District, Superintendent
Linda Nemeroff, Alameda-Contra Costa Transit District, District Secretary
Marian Hsu, Alameda County Water District, District Secretary
April Quintanilla, Bay Area Rapid Transit District, District Secretary
Michael Williams, City of Alameda Healthcare District, President
Nicole Genzale, Dublin San Ramon Services District, Executive Services Supervisor/District Secretary
Yolande Barial Knight, East Bay Regional Park District, Clerk of the Board
Barbara Adranly, Eden Township Healthcare District, District Clerk/Executive Assistant
Tara Reyes, Fairview Fire Protection District, Fire Services Supervisor
Cheryl Renaud, Washington Township Healthcare District, District Clerk

**CERTIFICATION OF
COUNTY CLERK/REGISTRAR OF VOTERS OF THE
RESULTS OF THE CANVASS
OF THE NOVEMBER 5, 2024,
GENERAL ELECTION**

STATE OF CALIFORNIA

COUNTY OF CONTRA COSTA

}
}

ss.

I, Kristin B. Connelly, County Clerk/Registrar of Voters of County of Contra Costa, do hereby certify that, in pursuance of the provisions of Elections Code section 15300, et seq., I did canvass the results of the votes cast in the General Election held in said County on November 5, 2024, for measures and contests that were submitted to the vote of the voters, and that the Statement of Votes Cast, to which this certificate is attached is full, true, and correct.

I hereby set my hand and official seal this 3rd day of December, 2024, at the
County of Contra Costa



Kristin B. Connelly

County Clerk/Registrar of Voters
County of Contra Costa
State of California

**HELP AMERICA VOTE ACT OF 2002
CERTIFICATION OF ELECTIONS OFFICIAL**

STATE OF CALIFORNIA

COUNTY OF CONTRA COSTA

}
} ss.

Pursuant to the statewide voter registration list requirements set forth in the Help America Vote Act of 2002 ((HAVA) 52 U.S.C. § 21083),

I, Kristin B. Connelly, County Clerk/Registrar of Voters for the County of Contra Costa, State of California, hereby certify that I complied with all provisions of Chapter 2 of Division 7 of Title 2 of the California Code of Regulations for the Federal election held on the 5th day of November 2024, in the County of Contra Costa, State of California and all elections consolidated therewith.

I hereby set my hand and official seal this 3rd day of December, 2024, at the County of Contra Costa.



Kristin B. Connelly

County Clerk/Registrar of Voters
County of Contra Costa
State of California



Winning Candidates By Contest

Presidential General Election November 5 2024 - 11/5/2024

All Contests

Elected Winners Only

All Parties

Winning Candidate	Party	Election Result	Email Address
150 PresidentVicePresident DONALD J. TRUMP	Republican	Elected Winner	
410 UnitedStatesSenator Short Term ADAM B. SCHIFF	Democratic	Elected Winner	
420 UnitedStatesSenator ADAM B. SCHIFF	Democratic	Elected Winner	adam@adamschiff.com
510 USRepresentative8 JOHN GARAMENDI	Democratic	Elected Winner	
530 USRepresentative9 JOSH HARDER	Democratic	Elected Winner	josh@harderforcongress.com
550 USRepresentative10 MARK DESAULNIER	Democratic	Elected Winner	TeamMarkDeSaulnier@gmail.com
600 StateSenate3 CHRISTOPHER CABALDON	Democratic	Elected Winner	
620 StateSenate7 JESSE ARREGUÍN	Democratic	Elected Winner	info@jesse.vote
640 StateSenate9 TIM GRAYSON	Democratic	Elected Winner	mdsponsler@gmail.com
700 StateAssembly11 LORI D WILSON	Democratic	Elected Winner	info@electloriwilson.com
720 StateAssembly14 BUFFY WICKS	Democratic	Elected Winner	hello@buffywicks.com
740 StateAssembly15 ANAMARIE AVILA FARIAS	Democratic	Elected Winner	anamarieAD15@gmail.com
760 StateAssembly16 REBECCA BAUER-KAHAN	Democratic	Elected Winner	rebecca@rebeccaforassembly.com
3106 CCCBdEdSchBd1 DANIEL NATHAN-HEISS		Elected Winner	daniel@danielheiss.com
3116 CCCBdEdSchBd3 YAZMIN LLAMAS		Elected Winner	yazminllamas@gmail.com
3206 CCColleae2 DIANA J. HONIG		Elected Winner	diana@dianahonig.org
3221 CCColleae5 FERNANDO SANDOVAL		Elected Winner	fern4397@gmail.com
3303 AntiochUSD Area3 DEE BROWN		Elected Winner	info@deebrownca.com
3304 AntiochUSD Area4 OLGA COBOS-SMITH		Elected Winner	olgaSmith05@gmail.com
3321 MartinezUSD. Area 1			

Winning Candidate	Party	Election Result	Email Address
3321 MartinezUSD, Area 1			
LOGAN CAMPBELL		Elected Winner	logan.sustainable@gmail.com
3335 MtDiabloUSD Area5			
THOMAS "FRUGAL" MCDOUGALL		Elected Winner	frugalmcDougall2024@gmail.com
3352 SanRamonVlvUSD, Area 2			
SHELLEY CLARK		Elected Winner	shelleyforsrvusd@gmail.com
3353 SanRamonVlvUSD, Area 3			
LAURA BRATT		Elected Winner	votelaurabratt@gmail.com
3362 WestCCUSD Area2			
GUADALUPE ENLLANA		Elected Winner	enllanafortrustee@gmail.com
3376 LivermoreVlvJtSchBd			
DEENA KAPLANIS		Elected Winner	
CHRISTIAAN VANDENHEUVEL		Elected Winner	
3406 AcalanesUnionHqSchBd			
WENDY REICHER		Elected Winner	wendyreicher@gmail.com
PAUL CHOPRA		Elected Winner	pchopra@gmail.com
3556 MoragaSchBd			
STEPHANIE DICKERSON		Elected Winner	stephaniestoan@gmail.com
LEE HAYS		Elected Winner	dleehays@gmail.com
4021 Supervisor5			
SHANELLE SCALES-PRESTON		Elected Winner	shanelle@shanelle4supervisor.org
5001 AntiochMavor			
RON BERNAL		Elected Winner	ron4mayor2024@gmail.com
5008 AntiochCouncil Dist2			
LOUIE ROCHA		Elected Winner	louisjrocha@yahoo.com
5010 AntiochCouncil Dist3			
DONALD "DON" FREITAS		Elected Winner	dpfreitas@comcast.net
5016 AntiochCityClerk			
MELISSA RHODES		Elected Winner	melissaforcycityclerk@gmail.com
5021 AntiochTreasurer			
JORGE ROJAS JR		Elected Winner	jorgerojasjr2010@gmail.com
5101 BrentwoodMavor			
SUSANNAH MEYER		Elected Winner	
5106 BrentwoodCouncil Dist1			
FAYE MALONEY		Elected Winner	
5110 BrentwoodCouncil Dist3			
JOVITA MENDOZA		Elected Winner	
5206 ClaytonCouncil			
RICHARD G. ENEA		Elected Winner	rgenea17w2@comcast.net
LETECIA "HOLLY" TILLMAN		Elected Winner	holly4claytoncitycouncil@gmail.com
JIM DIAZ		Elected Winner	jimdiaz2006@pacbell.net
5302 Concord Council Dist2			
CARLYN OBRINGER		Elected Winner	carlynsobringer@gmail.com
5304 Concord Council Dist4			
PABLO BENAVENTE		Elected Winner	

Winning Candidate	Party	Election Result	Email Address
5406 DanvilleCouncil			
RENEÉ S. MORGAN		Elected Winner	reneesmorgan@yahoo.com
MARK BELOTZ		Elected Winner	belotzforcouncil@gmail.com
NEWELL ARNERICH		Elected Winner	arnerichforcouncil@gmail.com
5501 ElCerritoCouncil			
REBECCA SALTZMAN		Elected Winner	
LISA MOTOYAMA		Elected Winner	
WILLIAM KTSANES		Elected Winner	
5606 HerculesCouncil			
DILLI BHATTARAI		Elected Winner	dilli4hercules@gmail.com
TIFFANY GRIMSLEY		Elected Winner	tiffany4hercules@gmail.com
ALEX WALKER-GRIFFIN		Elected Winner	alex4hercules@gmail.com
5702 LafayetteCouncil - Short Term			
JIM CERVANTES		Elected Winner	
5706 LafayetteCouncil			
JOHN MCCORMICK		Elected Winner	john@mccormickforlafayette.com
CARL ANDURI		Elected Winner	carl.anduri@gmail.com
GINA DAWSON		Elected Winner	gdawson@gmail.com
5903 MartinezCouncil Dist2			
GREG YOUNG		Elected Winner	
5904 MartinezCouncil Dist3			
SATINDER S. MALHI		Elected Winner	
6009 OaklevCouncil Dist5			
GEORGE FULLER		Elected Winner	george@fullerforoakley.net
6106 OrindaCouncil			
CARA R. HOXIE		Elected Winner	c.hoxie@comcast.net
DARLENE K. GEE		Elected Winner	geefororinda@gmail.com
6206 PinoleCouncil			
MAUREEN TOMS		Elected Winner	maureen.toms@comcast.net
DEVIN T. MURPHY		Elected Winner	devin@murphyforpinole.com
6211 PinoleTreasurer			
ROY V. SWEARINGEN		Elected Winner	
6306 PittsburgCouncil			
JUAN ANTONIO BANALES		Elected Winner	jabanales@gmail.com
JELANI KILLINGS		Elected Winner	
6401 PleasantHillCouncilDist1			
BELLE LA		Elected Winner	bellela.ph1@gmail.com
6409 PleasantHillCouncilDist5			
AMANDA SZAKATS		Elected Winner	amandafordistrict5ph@gmail.com
6502 RichmondCouncil, Dist1			
JAMELIA BROWN		Elected Winner	brownforcitycouncil24@gmail.com
6506 RichmondCouncil, Dist5			
SUE WILSON		Elected Winner	info@votesue.org
6507 RichmondCouncil, Dist6			
CLAUDIA JIMENEZ		Elected Winner	jimenez.claudia78@gmail.com

Winning Candidate	Party	Election Result	Email Address
6601 SanPabloCouncil			
ARTURO CRUZ		Elected Winner	
ABEL PINEDA		Elected Winner	abelpineda.us@gmail.com
PATRICIA R. PONCE		Elected Winner	
6701 SanRamonMavor			
MARK H. ARMSTRONG		Elected Winner	armstrong4sanramon@gmail.com
6706 SanRamonCouncil Dist1			
ROBERT JWEINAT		Elected Winner	
6710 SanRamonCouncil Dist3			
SRIDHAR VEROSE		Elected Winner	sridharforsanramon@gmail.com
6806 WalnutCreekCouncil			
KEVIN WILK		Elected Winner	kevinwilkforwalnutcreek@gmail.com
CINDY DARLING		Elected Winner	cindy@cindy4walnutcreek.org
CRAIG DEVINNEY		Elected Winner	craig@craigdevinney.org
7002 CrockettCmtvSvcs - Short Term			
GAUNT MURDOCK		Elected Winner	gauntm@gmail.com
7026 TownOfDBayCmtvSvcs			
CAROLYN GRAHAM		Elected Winner	graham207@aol.com
LESLEY BELCHER		Elected Winner	belcher1460@att.net
7141 RodeoHerculesFireProt			
HEATHER GIBSON		Elected Winner	heatherm_gibson@yahoo.com
CHARLES DAVIDSON		Elected Winner	charlesdavidson@me.com
7401 EastBavMUD1			
JOEY D. SMITH		Elected Winner	joey@joeydsmithforwater.org
7407 EastBavMUD2 - Short Term			
LUZ GOMEZ		Elected Winner	luz4ebmud@gmail.com
7516 EastBavReqPark2			
LYNDA DESCHAMBAULT		Elected Winner	LyndaD4Parks@gmail.com
7619 CentralCCSanitary Div5			
JEAN FROELICHER KUZNIK		Elected Winner	kuznik4centralSan2024@gmail.com
7626 IronhouseSanitary			
PETER W. ZIRKLE		Elected Winner	Petez94561@yahoo.com
DAWN MORROW		Elected Winner	morrow4ISD@gmail.com
ANGELA LOWREY		Elected Winner	lowreyangela@yahoo.com
7731 BART5			
MELISSA HERNANDEZ		Elected Winner	

Total Winning Candidates: 94

Contra Costa County General Election Tuesday, November 5, 2024 Official Results - Final

Elector Group	Counting Group	Cards Cast	Voters Cast	Registered Voters	Turnout
Total	Vote By Mail	2,328,356	467,835	722,861	64.72%
	In-Person	356,753	71,384		9.88%
	Total	2,685,109	539,219		74.60%

Precincts Reported: 926 of 926 (100.00%)

Voters Cast: 539,219 of 722,861 (74.60%)

Cards Cast: 2,685,109

PRESIDENT AND VICE PRESIDENT (Vote for 1)

Precincts Reported: 926 of 926 (100.00%)

	Vote By Mail	In-Person	Total	
Times Cast	467,835	71,384	539,219 / 722,861	74.60%

Candidate	Party	Vote By Mail	In-Person	Total	
KAMALA D. HARRIS	DEM	319,949	36,059	356,008	67.30%
DONALD J. TRUMP	REP	123,937	31,371	155,308	29.36%
JILL STEIN	GRN	5,621	1,080	6,701	1.27%
ROBERT F. KENNEDY JR.	AIP	5,610	935	6,545	1.24%
CHASE OLIVER	LIB	2,060	296	2,356	0.45%
CLAUDIA DE LA CRUZ	PFR	1,696	290	1,986	0.38%
Total Votes		458,941	70,046	528,987	

	Vote By Mail	In-Person	Total		
PETER SONSKI	WRITE-IN	68	15	83	0.02%

UNITED STATES SENATOR, FULL TERM (Vote for 1)

Precincts Reported: 926 of 926 (100.00%)

	Vote By Mail	In-Person	Total	
Times Cast	467,835	71,384	539,219 / 722,861	74.60%

Candidate	Party	Vote By Mail	In-Person	Total	
ADAM B. SCHIFF	DEM	308,481	34,688	343,169	67.50%
STEVE GARVEY	REP	134,371	30,874	165,245	32.50%
Total Votes		442,852	65,562	508,414	

UNITED STATES SENATOR, PARTIAL/UNEXPIRED TERM (Vote for 1)

Precincts Reported: 926 of 926 (100.00%)

	Vote By Mail	In-Person	Total	
Times Cast	467,835	71,384	539,219 / 722,861 74.60%	
Candidate	Party	Vote By Mail	In-Person	Total
ADAM B. SCHIFF	DEM	294,989	31,637	326,626 67.57%
STEVE GARVEY	REP	128,905	27,838	156,743 32.43%
Total Votes	423,894	59,475	483,369	

UNITED STATES REPRESENTATIVE, DISTRICT 8 (Vote for 1)

Precincts Reported: 248 of 248 (100.00%)

	Vote By Mail	In-Person	Total	
Times Cast	137,987	24,225	162,212 / 240,227 67.52%	
Candidate	Party	Vote By Mail	In-Person	Total
JOHN GARAMENDI	DEM	103,452	14,375	117,827 78.03%
RUDY RECILE	REP	26,066	7,116	33,182 21.97%
Total Votes	129,518	21,491	151,009	

UNITED STATES REPRESENTATIVE, DISTRICT 9 (Vote for 1)

Precincts Reported: 37 of 37 (100.00%)

	Vote By Mail	In-Person	Total	
Times Cast	7,773	1,600	9,373 / 12,114 77.37%	
Candidate	Party	Vote By Mail	In-Person	Total
KEVIN LINCOLN	REP	3,933	1,062	4,995 56.74%
JOSH HARDER	DEM	3,409	400	3,809 43.26%
Total Votes	7,342	1,462	8,804	

UNITED STATES REPRESENTATIVE, DISTRICT 10 (Vote for 1)

Precincts Reported: 641 of 641 (100.00%)

	Vote By Mail	In-Person	Total	
Times Cast	322,075	45,559	367,634 / 470,520 78.13%	
Candidate	Party	Vote By Mail	In-Person	Total
MARK DESAULNIER	DEM	209,167	20,804	229,971 66.43%
KATHERINE PICCININI	REP	95,428	20,808	116,236 33.57%
Total Votes	304,595	41,612	346,207	

STATE SENATE, DISTRICT 3 (Vote for 1)

Precincts Reported: 184 of 184 (100.00%)

	Vote By Mail	In-Person	Total	
Times Cast	53,921	10,597	64,518 / 86,894 74.25%	
Candidate	Party	Vote By Mail	In-Person	Total
CHRISTOPHER CABALDON	DEM	27,453	3,349	30,802 51.77%
THOM BOGUE	REP	22,808	5,888	28,696 48.23%
Total Votes	50,261	9,237	59,498	

STATE SENATE, DISTRICT 7 (Vote for 1)

Precincts Reported: 159 of 159 (100.00%)

	Vote By Mail	In-Person	Total	
Times Cast	90,922	14,249	105,171 / 150,799 69.74%	
Candidate	Party	Vote By Mail	In-Person	Total
JESSE ARREGUÍN	DEM	44,100	5,860	49,960 55.48%
JOVANKA BECKLES	DEM	34,577	5,512	40,089 44.52%
Total Votes	78,677	11,372	90,049	

STATE SENATE, DISTRICT 9 (Vote for 1)

Precincts Reported: 583 of 583 (100.00%)

	Vote By Mail	In-Person	Total	
Times Cast	322,992	46,538	369,530 / 485,168 76.17%	
Candidate	Party	Vote By Mail	In-Person	Total
TIM GRAYSON	DEM	143,904	17,508	161,412 53.24%
MARISOL RUBIO	DEM	124,226	17,523	141,749 46.76%
Total Votes	268,130	35,031	303,161	

MEMBER OF THE STATE ASSEMBLY, DISTRICT 11 (Vote for 1)

Precincts Reported: 119 of 119 (100.00%)

	Vote By Mail	In-Person	Total	
Times Cast	25,645	5,612	31,257 / 43,308 72.17%	
Candidate	Party	Vote By Mail	In-Person	Total
DAVE ENNIS	REP	11,530	3,296	14,826 51.51%
LORI D WILSON	DEM	12,312	1,645	13,957 48.49%
Total Votes	23,842	4,941	28,783	

MEMBER OF THE STATE ASSEMBLY, DISTRICT 14 (Vote for 1)

Precincts Reported: 166 of 166 (100.00%)

	Vote By Mail	In-Person	Total	
Times Cast	90,930	14,253	105,183 / 150,809 69.75%	
Candidate	Party	Vote By Mail	In-Person	Total
BUFFY WICKS	DEM	50,949	5,576	56,525 63.75%
MARGOT SMITH	DEM	26,498	5,642	32,140 36.25%
Total Votes		77,447	11,218	88,665

MEMBER OF THE STATE ASSEMBLY, DISTRICT 15 (Vote for 1)

Precincts Reported: 406 of 406 (100.00%)

	Vote By Mail	In-Person	Total	
Times Cast	189,640	33,396	223,036 / 308,197 72.37%	
Candidate	Party	Vote By Mail	In-Person	Total
ANAMARIE AVILA FARIAS	DEM	116,373	15,477	131,850 64.13%
SONIA LEDO	REP	59,566	14,196	73,762 35.87%
Total Votes		175,939	29,673	205,612

MEMBER OF THE STATE ASSEMBLY, DISTRICT 16 (Vote for 1)

Precincts Reported: 235 of 235 (100.00%)

	Vote By Mail	In-Person	Total	
Times Cast	161,620	18,123	179,743 / 220,547 81.50%	
Candidate	Party	Vote By Mail	In-Person	Total
REBECCA BAUER-KAHAN	DEM	100,199	7,976	108,175 65.06%
JOSEPH A. RUBAY	REP	49,804	8,283	58,087 34.94%
Total Votes		150,003	16,259	166,262

CONTRA COSTA COUNTY BOARD OF EDUCATION, GOVERNING BOARD MEMBER, AREA 1 (Vote for 1)

Precincts Reported: 143 of 143 (100.00%)

	Vote By Mail	In-Person	Total	
Times Cast	76,708	12,034	88,742 / 127,638 69.53%	
Candidate	Party	Vote By Mail	In-Person	Total
DANIEL NATHAN-HEISS		36,549	5,657	42,206 59.32%
ANTHONY EDWARD CARO		25,539	3,410	28,949 40.68%
Total Votes		62,088	9,067	71,155

CONTRA COSTA COUNTY BOARD OF EDUCATION, GOVERNING BOARD MEMBER, AREA 3 (Vote for 1)

Precincts Reported: 200 of 200 (100.00%)

	Vote By Mail	In-Person	Total	
Times Cast	84,512	13,838	98,350 / 136,969 71.80%	
Candidate	Party	Vote By Mail	In-Person	Total
YAZMIN LLAMAS		43,526	6,796	50,322 63.06%
VICKI GORDON		25,683	3,800	29,483 36.94%
Total Votes		69,209	10,596	79,805

CONTRA COSTA COMMUNITY COLLEGE, GOVERNING BOARD MEMBER, WARD 2 (Vote for 1)

Precincts Reported: 237 of 237 (100.00%)

	Vote By Mail	In-Person	Total	
Times Cast	123,361	13,841	137,202 / 168,938 81.21%	
Candidate	Party	Vote By Mail	In-Person	Total
DIANA J. HONIG		70,777	6,350	77,127 73.46%
KOFI OPONG-MENSAH		24,223	3,644	27,867 26.54%
Total Votes		95,000	9,994	104,994

CONTRA COSTA COMMUNITY COLLEGE, GOVERNING BOARD MEMBER, WARD 5 (Vote for 1)

Precincts Reported: 160 of 160 (100.00%)

	Vote By Mail	In-Person	Total	
Times Cast	70,506	15,049	85,555 / 130,295 65.66%	
Candidate	Party	Vote By Mail	In-Person	Total
FERNANDO SANDOVAL		37,977	6,514	44,491 63.49%
DEBRA VINSON		20,559	5,023	25,582 36.51%
Total Votes		58,536	11,537	70,073

ACALANES UNION HIGH SCHOOL DISTRICT, GOVERNING BOARD MEMBER (Vote for 2)

Precincts Reported: 98 of 98 (100.00%)

	Vote By Mail	In-Person	Total	
Times Cast	65,610	6,587	72,197 / 87,339 82.66%	
Candidate	Party	Vote By Mail	In-Person	Total
WENDY REICHER		26,776	1,737	28,513 30.26%
PAUL CHOPRA		21,823	1,875	23,698 25.15%
STACEY SCHWEPPE		13,706	955	14,661 15.56%
ANDREW FONTAN		10,507	1,275	11,782 12.50%
SIBYL MINIGHINI		9,416	1,162	10,578 11.23%
PETER CATALANO		4,467	520	4,987 5.29%
Total Votes		86,695	7,524	94,219

ANTIOCH UNIFIED SCHOOL DISTRICT, GOVERNING BOARD MEMBER, TRUSTEE AREA 3 (Vote for 1)

Precincts Reported: 12 of 12 (100.00%)

	Vote By Mail	In-Person	Total	
Times Cast	8,638	1,749	10,387 / 15,111 68.74%	
Candidate	Party	Vote By Mail	In-Person	Total
DEE BROWN		4,076	755	4,831 53.55%
SCOTT BERGERHOUSE		3,547	644	4,191 46.45%
Total Votes		7,623	1,399	9,022

ANTIOCH UNIFIED SCHOOL DISTRICT, GOVERNING BOARD MEMBER, TRUSTEE AREA 4 (Vote for 1)

Precincts Reported: 20 of 20 (100.00%)

	Vote By Mail	In-Person	Total	
Times Cast	7,914	1,555	9,469 / 13,632 69.46%	
Candidate	Party	Vote By Mail	In-Person	Total
OLGA COBOS-SMITH		4,042	787	4,829 60.47%
GARY HACK		2,778	379	3,157 39.53%
Total Votes		6,820	1,166	7,986

LIVERMORE VALLEY JOINT UNIFIED SCHOOL DISTRICT, GOVERNING BOARD MEMBER (Vote for 2)

Precincts Reported: 8 of 8 (100.00%)

	Vote By Mail	In-Person	Total	
Times Cast	150	9	159 / 182 87.36%	
Candidate	Party	Vote By Mail	In-Person	Total
DEENA KAPLANIS		42	2	44 24.86%
TARA BOYCE		42	1	43 24.29%
CHRISTIAAN VANDENHEUVEL		38	2	40 22.60%
MAGGIE TUFTS		30	1	31 17.51%
AMANDA PEPPER		14	0	14 7.91%
JEAN PAULSEN		5	0	5 2.82%
Total Votes		171	6	177

MARTINEZ UNIFIED SCHOOL DISTRICT, GOVERNING BOARD MEMBER, TRUSTEE AREA 1 (Vote for 1)

Precincts Reported: 25 of 25 (100.00%)

	Vote By Mail	In-Person	Total	
Times Cast	2,993	399	3,392 / 4,306 78.77%	
Candidate	Party	Vote By Mail	In-Person	Total
LOGAN CAMPBELL		1,317	180	1,497 52.93%
CARLOS M. MELENDEZ		1,196	135	1,331 47.07%
Total Votes		2,513	315	2,828

MT. DIABLO UNIFIED SCHOOL DISTRICT, GOVERNING BOARD MEMBER, TRUSTEE AREA 5 (Vote for 1)

Precincts Reported: 20 of 20 (100.00%)

	Vote By Mail	In-Person	Total	
Times Cast	22,431	3,919	26,350 / 34,652 76.04%	
Candidate	Party	Vote By Mail	In-Person	Total
THOMAS "FRUGAL" MCDOUGALL		9,881	1,872	11,753 51.90%
MAY JABEEN PATEL		9,522	1,372	10,894 48.10%
Total Votes		19,403	3,244	22,647

SAN RAMON VALLEY UNIFIED SCHOOL DISTRICT, GOVERNING BOARD MEMBER, TRUSTEE AREA 2 (Vote for 1)

Precincts Reported: 16 of 16 (100.00%)

	Vote By Mail	In-Person	Total	
Times Cast	18,855	1,949	20,804 / 24,869 83.65%	
Candidate	Party	Vote By Mail	In-Person	Total
SHELLEY CLARK		10,353	723	11,076 59.22%
KARIN SHUMWAY		6,615	1,013	7,628 40.78%
Total Votes		16,968	1,736	18,704

SAN RAMON VALLEY UNIFIED SCHOOL DISTRICT, GOVERNING BOARD MEMBER, TRUSTEE AREA 3 (Vote for 1)

Precincts Reported: 15 of 15 (100.00%)

	Vote By Mail	In-Person	Total	
Times Cast	11,416	1,676	13,092 / 17,909 73.10%	
Candidate	Party	Vote By Mail	In-Person	Total
LAURA BRATT		5,463	599	6,062 51.23%
SUKRITI SEHGAL		4,888	884	5,772 48.77%
Total Votes		10,351	1,483	11,834

WEST CONTRA COSTA UNIFIED SCHOOL DISTRICT, GOVERNING BOARD MEMBER, TRUSTEE AREA 2 (Vote for 1)

Precincts Reported: 24 of 24 (100.00%)

	Vote By Mail	In-Person	Total	
Times Cast	11,738	2,698	14,436 / 23,987 60.18%	
Candidate	Party	Vote By Mail	In-Person	Total
GUADALUPE ENLLANA		5,313	1,497	6,810 54.69%
OTHEREE AK CHRISTIAN		4,923	718	5,641 45.31%
Total Votes		10,236	2,215	12,451

MORAGA SCHOOL DISTRICT, GOVERNING BOARD MEMBER (Vote for 2)

Precincts Reported: 17 of 17 (100.00%)

	Vote By Mail	In-Person	Total	
Times Cast	8,909	864	9,773 / 11,793	82.87%

Candidate	Party	Vote By Mail	In-Person	Total	
STEPHANIE DICKERSON		5,046	390	5,436	42.43%
LEE HAYS		4,029	388	4,417	34.48%
GIAN PANETTA		2,756	203	2,959	23.10%
Total Votes		11,831	981	12,812	

SUPERVISOR, DISTRICT 5 (Vote for 1)

Precincts Reported: 185 of 185 (100.00%)

	Vote By Mail	In-Person	Total	
Times Cast	74,400	13,265	87,665 / 127,734	68.63%

Candidate	Party	Vote By Mail	In-Person	Total	
SHANELLE SCALES-PRESTON		36,020	5,297	41,317	52.16%
MIKE BARBANICA		31,773	6,123	37,896	47.84%
Total Votes		67,793	11,420	79,213	

CITY OF ANTIOCH, MAYOR (Vote for 1)

Precincts Reported: 61 of 61 (100.00%)

	Vote By Mail	In-Person	Total	
Times Cast	36,273	7,549	43,822 / 66,128	66.27%

Candidate	Party	Vote By Mail	In-Person	Total	
RON BERNAL		21,677	4,114	25,791	61.98%
LAMAR HERNÁNDEZ-THORPE		10,632	2,151	12,783	30.72%
RAKESH CHRISTIAN		2,413	628	3,041	7.31%
Total Votes		34,722	6,893	41,615	

CITY OF ANTIOCH, MEMBER, CITY COUNCIL, DISTRICT 2 (Vote for 1)

Precincts Reported: 11 of 11 (100.00%)

	Vote By Mail	In-Person	Total	
Times Cast	8,345	1,743	10,088 / 15,511	65.04%

Candidate	Party	Vote By Mail	In-Person	Total	
LOUIE ROCHA		4,455	806	5,261	57.80%
DOMINIQUE KING		3,233	608	3,841	42.20%
Total Votes		7,688	1,414	9,102	

CITY OF ANTIOCH, MEMBER, CITY COUNCIL, DISTRICT 3 (Vote for 1)

Precincts Reported: 15 of 15 (100.00%)

	Vote By Mail	In-Person	Total	
Times Cast	11,199	2,127	13,326 / 19,391 68.72%	
Candidate	Party	Vote By Mail	In-Person	Total
DONALD "DON" FREITAS		4,939	796	5,735 49.19%
ADDISON PETERSON		2,868	523	3,391 29.09%
ANTWON RAMON WEBSTER		2,118	414	2,532 21.72%
Total Votes		9,925	1,733	11,658

CITY OF ANTIOCH, CITY CLERK (Vote for 1)

Precincts Reported: 61 of 61 (100.00%)

	Vote By Mail	In-Person	Total	
Times Cast	36,273	7,549	43,822 / 66,128 66.27%	
Candidate	Party	Vote By Mail	In-Person	Total
MELISSA RHODES		27,821	5,268	33,089 100.00%
Total Votes		27,821	5,268	33,089

CITY OF ANTIOCH, TREASURER (Vote for 1)

Precincts Reported: 61 of 61 (100.00%)

	Vote By Mail	In-Person	Total	
Times Cast	36,273	7,549	43,822 / 66,128 66.27%	
Candidate	Party	Vote By Mail	In-Person	Total
JORGE ROJAS JR		12,272	2,330	14,602 37.56%
LORI OGORCHOCK		10,233	2,057	12,290 31.61%
JIM DAVIS		10,043	1,943	11,986 30.83%
Total Votes		32,548	6,330	38,878

CITY OF BRENTWOOD, MAYOR (Vote for 1)

Precincts Reported: 48 of 48 (100.00%)

	Vote By Mail	In-Person	Total	
Times Cast	27,884	4,953	32,837 / 43,230 75.96%	
Candidate	Party	Vote By Mail	In-Person	Total
SUSANNAH MEYER		15,667	2,291	17,958 60.65%
GERALD JOHNSON		9,716	1,933	11,649 39.35%
Total Votes		25,383	4,224	29,607

CITY OF BRENTWOOD, MEMBER, CITY COUNCIL, DISTRICT 1 (Vote for 1)

Precincts Reported: 11 of 11 (100.00%)

	Vote By Mail	In-Person	Total	
Times Cast	6,260	1,314	7,574 / 10,117 74.86%	
Candidate	Party	Vote By Mail	In-Person	Total
FAYE MALONEY		3,473	730	4,203 63.38%
ANITA ROBERTS		2,068	360	2,428 36.62%
Total Votes		5,541	1,090	6,631

CITY OF BRENTWOOD, MEMBER, CITY COUNCIL, DISTRICT 3 (Vote for 1)

Precincts Reported: 11 of 11 (100.00%)

	Vote By Mail	In-Person	Total	
Times Cast	9,512	1,167	10,679 / 13,169 81.09%	
Candidate	Party	Vote By Mail	In-Person	Total
JOVITA MENDOZA		4,685	436	5,121 52.50%
BRIAN J. OFTEDAL		4,012	621	4,633 47.50%
Total Votes		8,697	1,057	9,754

CITY OF CLAYTON, MEMBER, CITY COUNCIL (Vote for 3)

Precincts Reported: 5 of 5 (100.00%)

	Vote By Mail	In-Person	Total	
Times Cast	6,294	958	7,252 / 8,638 83.95%	
Candidate	Party	Vote By Mail	In-Person	Total
RICHARD G. ENEA		3,461	527	3,988 26.83%
LETECIA "HOLLY" TILLMAN		3,451	381	3,832 25.78%
JIM DIAZ		3,088	459	3,547 23.87%
MARIA SHULMAN		3,029	466	3,495 23.52%
Total Votes		13,029	1,833	14,862

CITY OF CONCORD, MEMBER, CITY COUNCIL, DISTRICT 2 (Vote for 1)

Precincts Reported: 17 of 17 (100.00%)

	Vote By Mail	In-Person	Total	
Times Cast	9,708	1,744	11,452 / 15,877 72.13%	
Candidate	Party	Vote By Mail	In-Person	Total
CARLYN OBRINGER		6,888	1,013	7,901 75.58%
ERIC ANTONICK		2,063	490	2,553 24.42%
Total Votes		8,951	1,503	10,454

CITY OF CONCORD, MEMBER, CITY COUNCIL, DISTRICT 4 (Vote for 1)

Precincts Reported: 15 of 15 (100.00%)

	Vote By Mail	In-Person	Total		
Times Cast	10,670	1,645	12,315 / 15,907	77.42%	
Candidate	Party	Vote By Mail	In-Person	Total	
PABLO BENAVENTE		3,413	383	3,796	35.25%
EDI BIRSAN		3,334	353	3,687	34.24%
MYLES BURKS		1,726	380	2,106	19.56%
MATTHEW DASHNER		926	253	1,179	10.95%
Total Votes		9,399	1,369	10,768	

TOWN OF DANVILLE, MEMBER, TOWN COUNCIL (Vote for 3)

Precincts Reported: 19 of 19 (100.00%)

	Vote By Mail	In-Person	Total		
Times Cast	24,568	2,685	27,253 / 32,579	83.65%	
Candidate	Party	Vote By Mail	In-Person	Total	
NEWELL ARNERICH		15,751	1,319	17,070	30.63%
RENEÉ S. MORGAN		15,501	1,400	16,901	30.33%
MARK BELOTZ		14,776	1,352	16,128	28.94%
JULIA GILLETTE		5,031	598	5,629	10.10%
Total Votes		51,059	4,669	55,728	

CITY OF EL CERRITO, MEMBER, CITY COUNCIL (Vote for 3)

Precincts Reported: 11 of 11 (100.00%)

	Vote By Mail	In-Person	Total		
Times Cast	13,196	1,296	14,492 / 17,691	81.92%	
Candidate	Party	Vote By Mail	In-Person	Total	
LISA MOTOYAMA		8,517	604	9,121	29.51%
REBECCA SALTZMAN		7,970	619	8,589	27.79%
WILLIAM KTSANES		6,337	566	6,903	22.33%
COURTNEY HELION		3,201	276	3,477	11.25%
LAUREN DODGE		2,547	270	2,817	9.11%
Total Votes		28,572	2,335	30,907	

CITY OF HERCULES, MEMBER, CITY COUNCIL (Vote for 3)

Precincts Reported: 10 of 10 (100.00%)

	Vote By Mail	In-Person	Total	
Times Cast	10,990	1,565	12,555 / 17,510	71.70%
Candidate	Party	Vote By Mail	In-Person	Total
ALEX WALKER-GRIFFIN		6,547	739	7,286 / 29.44%
DILLI BHATTARAI		6,298	740	7,038 / 28.43%
TIFFANY GRIMSLEY		6,163	727	6,890 / 27.84%
KOFI OPONG-MENSAH		3,024	514	3,538 / 14.29%
Total Votes	22,032	2,720	24,752	

CITY OF LAFAYETTE, MEMBER, CITY COUNCIL, FULL TERM (Vote for 3)

Precincts Reported: 14 of 14 (100.00%)

	Vote By Mail	In-Person	Total	
Times Cast	14,552	1,608	16,160 / 19,337	83.57%
Candidate	Party	Vote By Mail	In-Person	Total
JOHN MCCORMICK		9,083	742	9,825 / 29.58%
GINA DAWSON		8,553	676	9,229 / 27.79%
CARL ANDURI		8,520	623	9,143 / 27.53%
LAUREN MCCABE HERPICH		4,413	601	5,014 / 15.10%
Total Votes	30,569	2,642	33,211	

CITY OF LAFAYETTE, MEMBER, CITY COUNCIL, SHORT TERM, TWO YEAR TERM (Vote for 1)

Precincts Reported: 14 of 14 (100.00%)

	Vote By Mail	In-Person	Total	
Times Cast	14,552	1,608	16,160 / 19,337	83.57%
Candidate	Party	Vote By Mail	In-Person	Total
JIM CERVANTES		6,019	506	6,525 / 52.61%
MARIO DIPRISCO		5,273	604	5,877 / 47.39%
Total Votes	11,292	1,110	12,402	

CITY OF MARTINEZ, MEMBER, CITY COUNCIL, DISTRICT 2 (Vote for 1)

Precincts Reported: 11 of 11 (100.00%)

	Vote By Mail	In-Person	Total	
Times Cast	4,194	638	4,832 / 6,157	78.48%
Candidate	Party	Vote By Mail	In-Person	Total
GREG YOUNG		2,113	280	2,393 / 56.21%
DYLAN RADKE		1,625	239	1,864 / 43.79%
Total Votes	3,738	519	4,257	

CITY OF MARTINEZ, MEMBER, CITY COUNCIL, DISTRICT 3 (Vote for 1)

Precincts Reported: 9 of 9 (100.00%)

	Vote By Mail	In-Person	Total	
Times Cast	5,244	615	5,859 / 7,125 82.23%	
Candidate	Party	Vote By Mail	In-Person	Total
SATINDER S. MALHI		3,755	397	4,152 100.00%
Total Votes	3,755	397	4,152	

CITY OF OAKLEY, MEMBER, CITY COUNCIL, DISTRICT 5 (Vote for 1)

Precincts Reported: 11 of 11 (100.00%)

	Vote By Mail	In-Person	Total	
Times Cast	2,849	606	3,455 / 5,156 67.01%	
Candidate	Party	Vote By Mail	In-Person	Total
GEORGE FULLER		1,058	201	1,259 41.37%
CRISTINA PENA LANGLEY		946	190	1,136 37.33%
OLEKSII CHUIKO		553	95	648 21.29%
Total Votes	2,557	486	3,043	

CITY OF ORINDA, MEMBER, CITY COUNCIL (Vote for 2)

Precincts Reported: 12 of 12 (100.00%)

	Vote By Mail	In-Person	Total	
Times Cast	11,766	992	12,758 / 15,300 83.39%	
Candidate	Party	Vote By Mail	In-Person	Total
DARLENE K. GEE		7,782	539	8,321 45.41%
CARA R. HOXIE		7,253	498	7,751 42.30%
CANDACE T. EVANS		2,081	170	2,251 12.29%
Total Votes	17,116	1,207	18,323	

CITY OF PINOLE, MEMBER, CITY COUNCIL (Vote for 2)

Precincts Reported: 12 of 12 (100.00%)

	Vote By Mail	In-Person	Total	
Times Cast	7,966	1,085	9,051 / 12,346 73.31%	
Candidate	Party	Vote By Mail	In-Person	Total
DEVIN T. MURPHY		4,164	411	4,575 39.35%
MAUREEN TOMS		3,895	465	4,360 37.51%
TRUC "CHRISTY" LAM-JULIAN		2,283	407	2,690 23.14%
Total Votes	10,342	1,283	11,625	

CITY OF PINOLE, TREASURER (Vote for 1)

Precincts Reported: 12 of 12 (100.00%)

	Vote By Mail	In-Person	Total	
Times Cast	7,966	1,085	9,051 / 12,346 73.31%	
Candidate	Party	Vote By Mail	In-Person	Total
ROY V. SWEARINGEN		3,972	387	4,359 56.27%
RAFAEL MENIS		2,907	480	3,387 43.73%
Total Votes		6,879	867	7,746

CITY OF PITTSBURG, MEMBER, CITY COUNCIL (Vote for 2)

Precincts Reported: 25 of 25 (100.00%)

	Vote By Mail	In-Person	Total	
Times Cast	21,589	4,481	26,070 / 41,189 63.29%	
Candidate	Party	Vote By Mail	In-Person	Total
JUAN ANTONIO BANALES		11,516	2,099	13,615 41.89%
JELANI KILLINGS		10,078	1,756	11,834 36.41%
IZTACCUAUHTLI HECTOR GONZALEZ		5,599	1,404	7,003 21.55%
Total Votes		27,228	5,274	32,502
	Party	Vote By Mail	In-Person	Total
SONJA SHEPHARD	WRITE-IN	35	15	50 0.15%

CITY OF PLEASANT HILL, MEMBER, CITY COUNCIL, DISTRICT 1 (Vote for 1)

Precincts Reported: 5 of 5 (100.00%)

	Vote By Mail	In-Person	Total	
Times Cast	2,552	377	2,929 / 3,888 75.33%	
Candidate	Party	Vote By Mail	In-Person	Total
BELLE LA		1,105	145	1,250 50.67%
MARSHALL LEWIS		1,095	122	1,217 49.33%
Total Votes		2,200	267	2,467

CITY OF PLEASANT HILL, MEMBER, CITY COUNCIL, DISTRICT 5 (Vote for 1)

Precincts Reported: 3 of 3 (100.00%)

	Vote By Mail	In-Person	Total	
Times Cast	3,690	511	4,201 / 5,092 82.50%	
Candidate	Party	Vote By Mail	In-Person	Total
AMANDA SZAKATS		1,895	207	2,102 54.47%
OLIVER GREENWOOD		1,520	237	1,757 45.53%
Total Votes		3,415	444	3,859

CITY OF RICHMOND, MEMBER, CITY COUNCIL, DISTRICT 1 (Vote for 1)

Precincts Reported: 6 of 6 (100.00%)

	Vote By Mail	In-Person	Total		
Times Cast	3,153	869	4,022 / 7,600 52.92%		
Candidate	Party	Vote By Mail	In-Person	Total	
JAMELIA BROWN		1,421	431	1,852	49.48%
MELVIN LEE WILLIS JR		1,255	240	1,495	39.94%
MARK WASSBERG		302	94	396	10.58%
Total Votes		2,978	765	3,743	

CITY OF RICHMOND, MEMBER, CITY COUNCIL, DISTRICT 5 (Vote for 1)

Precincts Reported: 11 of 11 (100.00%)

	Vote By Mail	In-Person	Total		
Times Cast	6,820	1,198	8,018 / 11,158 71.86%		
Candidate	Party	Vote By Mail	In-Person	Total	
SUE WILSON		3,563	516	4,079	56.47%
AHMAD ANDERSON		2,651	493	3,144	43.53%
Total Votes		6,214	1,009	7,223	

CITY OF RICHMOND, MEMBER, CITY COUNCIL, DISTRICT 6 (Vote for 1)

Precincts Reported: 8 of 8 (100.00%)

	Vote By Mail	In-Person	Total		
Times Cast	6,488	878	7,366 / 10,362 71.09%		
Candidate	Party	Vote By Mail	In-Person	Total	
CLAUDIA JIMENEZ		3,716	516	4,232	61.40%
SHAWN DUNNING		2,400	261	2,661	38.60%
Total Votes		6,116	777	6,893	

CITY OF SAN PABLO, MEMBER, CITY COUNCIL (Vote for 3)

Precincts Reported: 10 of 10 (100.00%)

	Vote By Mail	In-Person	Total		
Times Cast	6,278	1,403	7,681 / 13,217 58.11%		
Candidate	Party	Vote By Mail	In-Person	Total	
PATRICIA R. PONCE		4,144	867	5,011	37.76%
ARTURO CRUZ		3,506	631	4,137	31.17%
ABEL PINEDA		3,516	608	4,124	31.07%
Total Votes		11,166	2,106	13,272	

CITY OF SAN RAMON, MAYOR (Vote for 1)

Precincts Reported: 43 of 43 (100.00%)

	Vote By Mail	In-Person	Total	
Times Cast	34,818	4,647	39,465 / 51,078 77.26%	
Candidate	Party	Vote By Mail	In-Person	Total
MARK H. ARMSTRONG		22,268	2,647	24,915 69.31%
CHIRAG KATHRANI		9,552	1,479	11,031 30.69%
Total Votes		31,820	4,126	35,946

CITY OF SAN RAMON, MEMBER, CITY COUNCIL, DISTRICT 1 (Vote for 1)

Precincts Reported: 8 of 8 (100.00%)

	Vote By Mail	In-Person	Total	
Times Cast	8,648	1,192	9,840 / 12,309 79.94%	
Candidate	Party	Vote By Mail	In-Person	Total
ROBERT JWEINAT		3,751	501	4,252 50.82%
VASANTH SHETTY		3,649	465	4,114 49.18%
Total Votes		7,400	966	8,366

CITY OF SAN RAMON, MEMBER, CITY COUNCIL, DISTRICT 3 (Vote for 1)

Precincts Reported: 9 of 9 (100.00%)

	Vote By Mail	In-Person	Total	
Times Cast	7,073	1,079	8,152 / 11,322 72.00%	
Candidate	Party	Vote By Mail	In-Person	Total
SRIDHAR VEROSE		5,203	736	5,939 100.00%
Total Votes		5,203	736	5,939

CITY OF WALNUT CREEK, MEMBER, CITY COUNCIL (Vote for 3)

Precincts Reported: 38 of 38 (100.00%)

	Vote By Mail	In-Person	Total	
Times Cast	37,059	4,021	41,080 / 50,293 81.68%	
Candidate	Party	Vote By Mail	In-Person	Total
CINDY DARLING		21,676	1,641	23,317 26.78%
KEVIN WILK		20,264	1,551	21,815 25.05%
CRAIG DEVINNEY		17,873	1,993	19,866 22.82%
LAURA PATCH		11,381	1,007	12,388 14.23%
BRENDAN MORAN		8,732	956	9,688 11.13%
Total Votes		79,926	7,148	87,074

CROCKETT COMMUNITY SERVICES DISTRICT, DIRECTOR (Vote for 1)

Precincts Reported: 2 of 2 (100.00%)

	Vote By Mail	In-Person	Total	
Times Cast	1,633	352	1,985 / 2,519	78.80%
Candidate	Party	Vote By Mail	In-Person	Total
GAUNT MURDOCK		692	137	829 53.07%
MATTHEW RAVER		601	132	733 46.93%
Total Votes		1,293	269	1,562

TOWN OF DISCOVERY BAY COMMUNITY SERVICES DISTRICT, DIRECTOR (Vote for 2)

Precincts Reported: 9 of 9 (100.00%)

	Vote By Mail	In-Person	Total	
Times Cast	6,847	1,397	8,244 / 10,662	77.32%
Candidate	Party	Vote By Mail	In-Person	Total
CAROLYN GRAHAM		3,749	592	4,341 41.52%
LESLEY BELCHER		3,390	724	4,114 39.35%
LEONARD D. WOREN		1,590	409	1,999 19.12%
Total Votes		8,729	1,725	10,454

RODEO-HERCULES FIRE PROTECTION DISTRICT, DIRECTOR (Vote for 2)

Precincts Reported: 16 of 16 (100.00%)

	Vote By Mail	In-Person	Total	
Times Cast	14,179	2,214	16,393 / 23,187	70.70%
Candidate	Party	Vote By Mail	In-Person	Total
CHARLES DAVIDSON		7,214	838	8,052 37.26%
HEATHER GIBSON		5,896	1,098	6,994 32.36%
ROBYN KELLY MIKEL		5,862	702	6,564 30.37%
Total Votes		18,972	2,638	21,610

EAST BAY REGIONAL PARK DISTRICT, DIRECTOR, WARD 2 (Vote for 1)

Precincts Reported: 73 of 73 (100.00%)

	Vote By Mail	In-Person	Total	
Times Cast	53,110	4,905	58,015 / 69,439	83.55%
Candidate	Party	Vote By Mail	In-Person	Total
LYNDA DESCHAMBAULT		22,986	1,681	24,667 56.01%
SHANE REISMAN		11,063	1,156	12,219 27.74%
CASEY ALYSON FARMER		6,578	579	7,157 16.25%
Total Votes		40,627	3,416	44,043

IRONHOUSE SANITARY DISTRICT, DIRECTOR (Vote for 3)

Precincts Reported: 52 of 52 (100.00%)

	Vote By Mail	In-Person	Total	
Times Cast	17,123	3,846	20,969 / 30,102 69.66%	
Candidate	Party	Vote By Mail	In-Person	Total
DAWN MORROW		8,274	1,542	9,816 26.78%
PETER W. ZIRKLE		7,821	1,534	9,355 25.52%
ANGELA LOWREY		7,894	1,122	9,016 24.60%
SUE HIGGINS		6,874	1,592	8,466 23.10%
Total Votes	30,863	5,790	36,653	

CENTRAL CONTRA COSTA SANITARY DISTRICT, DIRECTOR, TRUSTEE AREA 5 (Vote for 1)

Precincts Reported: 43 of 43 (100.00%)

	Vote By Mail	In-Person	Total	
Times Cast	27,522	3,801	31,323 / 40,856 76.67%	
Candidate	Party	Vote By Mail	In-Person	Total
JEAN FROELICHER KUZNIK		17,322	1,917	19,239 73.61%
BANSIDHAR S GIRI		5,726	1,171	6,897 26.39%
Total Votes	23,048	3,088	26,136	

SAN FRANCISCO BAY AREA RAPID TRANSIT, DIRECTOR, DISTRICT 5 (Vote for 1)

Precincts Reported: 40 of 40 (100.00%)

	Vote By Mail	In-Person	Total	
Times Cast	25,027	3,453	28,480 / 37,170 76.62%	
Candidate	Party	Vote By Mail	In-Person	Total
MELISSA HERNANDEZ		14,915	1,751	16,666 69.72%
JOSEPH "DOC" GRCAR		6,171	1,066	7,237 30.28%
Total Votes	21,086	2,817	23,903	

EAST BAY MUNICIPAL UTILITY DISTRICT, DIRECTOR, WARD 1 (Vote for 1)

Precincts Reported: 99 of 99 (100.00%)

	Vote By Mail	In-Person	Total	
Times Cast	61,233	11,180	72,413 / 109,632 66.05%	
Candidate	Party	Vote By Mail	In-Person	Total
JOEY D. SMITH		29,741	4,607	34,348 56.58%
ANTHONY L. TAVE		22,030	4,331	26,361 43.42%
Total Votes	51,771	8,938	60,709	

EAST BAY MUNICIPAL UTILITY DISTRICT, DIRECTOR, WARD 2 (Vote for 1)

Precincts Reported: 131 of 131 (100.00%)

	Vote By Mail	In-Person	Total		
Times Cast	111,097	12,094	123,191 / 150,077 82.09%		
Candidate	Party	Vote By Mail	In-Person	Total	
LUZ GOMEZ		74,049	7,108	81,157	100.00%
Total Votes		74,049	7,108	81,157	

PROPOSITION 2 (Vote for 1)

Precincts Reported: 926 of 926 (100.00%)

	Vote By Mail	In-Person	Total		
Times Cast	465,460	71,360	536,820 / 722,861 74.26%		
Candidate	Party	Vote By Mail	In-Person	Total	
Yes		280,137	41,647	321,784	63.28%
No		162,500	24,244	186,744	36.72%
Total Votes		442,637	65,891	508,528	

PROPOSITION 3 (Vote for 1)

Precincts Reported: 926 of 926 (100.00%)

	Vote By Mail	In-Person	Total		
Times Cast	465,460	71,360	536,820 / 722,861 74.26%		
Candidate	Party	Vote By Mail	In-Person	Total	
Yes		315,186	39,359	354,545	69.77%
No		127,074	26,521	153,595	30.23%
Total Votes		442,260	65,880	508,140	

PROPOSITION 4 (Vote for 1)

Precincts Reported: 926 of 926 (100.00%)

	Vote By Mail	In-Person	Total		
Times Cast	465,385	71,357	536,742 / 722,861 74.25%		
Candidate	Party	Vote By Mail	In-Person	Total	
Yes		294,794	42,970	337,764	65.48%
No		153,932	24,145	178,077	34.52%
Total Votes		448,726	67,115	515,841	

PROPOSITION 5 (Vote for 1)

Precincts Reported: 926 of 926 (100.00%)

	Vote By Mail	In-Person	Total		
Times Cast	465,385	71,357	536,742 / 722,861	74.25%	
Candidate	Party	Vote By Mail	In-Person	Total	
No		238,510	34,772	273,282	53.52%
Yes		205,691	31,657	237,348	46.48%
Total Votes		444,201	66,429	510,630	

PROPOSITION 6 (Vote for 1)

Precincts Reported: 926 of 926 (100.00%)

	Vote By Mail	In-Person	Total		
Times Cast	465,385	71,357	536,742 / 722,861	74.25%	
Candidate	Party	Vote By Mail	In-Person	Total	
No		222,179	36,005	258,184	51.80%
Yes		212,156	28,055	240,211	48.20%
Total Votes		434,335	64,060	498,395	

PROPOSITION 32 (Vote for 1)

Precincts Reported: 926 of 926 (100.00%)

	Vote By Mail	In-Person	Total		
Times Cast	465,385	71,357	536,742 / 722,861	74.25%	
Candidate	Party	Vote By Mail	In-Person	Total	
Yes		258,760	37,904	296,664	58.20%
No		184,688	28,396	213,084	41.80%
Total Votes		443,448	66,300	509,748	

PROPOSITION 33 (Vote for 1)

Precincts Reported: 926 of 926 (100.00%)

	Vote By Mail	In-Person	Total		
Times Cast	465,262	71,348	536,610 / 722,861	74.23%	
Candidate	Party	Vote By Mail	In-Person	Total	
No		273,476	37,901	311,377	61.34%
Yes		168,138	28,084	196,222	38.66%
Total Votes		441,614	65,985	507,599	

PROPOSITION 34 (Vote for 1)

Precincts Reported: 926 of 926 (100.00%)

	Vote By Mail	In-Person	Total		
Times Cast	465,262	71,348	536,610 / 722,861	74.23%	
Candidate	Party	Vote By Mail	In-Person	Total	
Yes		213,078	35,860	248,938	50.45%
No		216,176	28,286	244,462	49.55%
Total Votes		429,254	64,146	493,400	

PROPOSITION 35 (Vote for 1)

Precincts Reported: 926 of 926 (100.00%)

	Vote By Mail	In-Person	Total		
Times Cast	465,262	71,348	536,610 / 722,861	74.23%	
Candidate	Party	Vote By Mail	In-Person	Total	
Yes		322,587	44,954	367,541	73.01%
No		116,050	19,809	135,859	26.99%
Total Votes		438,637	64,763	503,400	

PROPOSITION 36 (Vote for 1)

Precincts Reported: 926 of 926 (100.00%)

	Vote By Mail	In-Person	Total		
Times Cast	464,414	71,304	535,718 / 722,861	74.11%	
Candidate	Party	Vote By Mail	In-Person	Total	
Yes		311,198	47,273	358,471	69.92%
No		134,651	19,530	154,181	30.08%
Total Votes		445,849	66,803	512,652	

MEASURE R - BYRON UNION SCHOOL DISTRICT - 55% (Vote for 1)

Precincts Reported: 43 of 43 (100.00%)

	Vote By Mail	In-Person	Total		
Times Cast	6,534	1,396	7,930 / 10,370	76.47%	
Candidate	Party	Vote By Mail	In-Person	Total	
Bonds Yes		3,376	771	4,147	55.37%
Bonds No		2,830	513	3,343	44.63%
Total Votes		6,206	1,284	7,490	

MEASURE O - MARTINEZ UNIFIED SCHOOL DISTRICT - 55% (Vote for 1)

Precincts Reported: 81 of 81 (100.00%)

	Vote By Mail	In-Person	Total	
Times Cast	14,492	2,024	16,516 / 21,121 78.20%	
Candidate	Party	Vote By Mail	In-Person	Total
Bonds Yes		7,640	1,060	8,700 56.12%
Bonds No		6,043	760	6,803 43.88%
Total Votes		13,683	1,820	15,503

MEASURE P - PITTSBURG UNIFIED SCHOOL DISTRICT - 55% (Vote for 1)

Precincts Reported: 18 of 18 (100.00%)

	Vote By Mail	In-Person	Total	
Times Cast	16,703	3,549	20,252 / 32,852 61.65%	
Candidate	Party	Vote By Mail	In-Person	Total
Bonds Yes		11,286	2,457	13,743 71.63%
Bonds No		4,655	789	5,444 28.37%
Total Votes		15,941	3,246	19,187

MEASURE Q - SAN RAMON UNIFIED SCHOOL DISTRICT - 2/3 (Vote for 1)

Precincts Reported: 101 of 101 (100.00%)

	Vote By Mail	In-Person	Total	
Times Cast	77,525	9,402	86,927 / 108,709 79.96%	
Candidate	Party	Vote By Mail	In-Person	Total
Yes		55,404	6,336	61,740 74.90%
No		18,327	2,363	20,690 25.10%
Total Votes		73,731	8,699	82,430

MEASURE G - CITY OF EL CERRITO - MAJORITY (Vote for 1)

Precincts Reported: 11 of 11 (100.00%)

	Vote By Mail	In-Person	Total	
Times Cast	13,180	1,296	14,476 / 17,691 81.83%	
Candidate	Party	Vote By Mail	In-Person	Total
Yes		9,937	948	10,885 81.03%
No		2,339	210	2,549 18.97%
Total Votes		12,276	1,158	13,434

MEASURE H - CITY OF LAFAYETTE - MAJORITY (Vote for 1)

Precincts Reported: 14 of 14 (100.00%)

	Vote By Mail	In-Person	Total	
Times Cast	14,519	1,606	16,125 / 19,337 83.39%	
Candidate	Party	Vote By Mail	In-Person	Total
Yes		9,217	793	10,010 64.81%
No		4,733	701	5,434 35.19%
Total Votes		13,950	1,494	15,444

MEASURE I - CITY OF PINOLE - MAJORITY (Vote for 1)

Precincts Reported: 12 of 12 (100.00%)

	Vote By Mail	In-Person	Total	
Times Cast	7,947	1,086	9,033 / 12,346 73.17%	
Candidate	Party	Vote By Mail	In-Person	Total
Yes		5,127	704	5,831 67.81%
No		2,483	285	2,768 32.19%
Total Votes		7,610	989	8,599

MEASURE J - CITY OF RICHMOND - MAJORITY (Vote for 1)

Precincts Reported: 69 of 69 (100.00%)

	Vote By Mail	In-Person	Total	
Times Cast	32,942	6,012	38,954 / 59,202 65.80%	
Candidate	Party	Vote By Mail	In-Person	Total
Yes		17,127	3,518	20,645 58.12%
No		13,149	1,730	14,879 41.88%
Total Votes		30,276	5,248	35,524

MEASURE L - CITY OF RICHMOND - MAJORITY (Vote for 1)

Precincts Reported: 69 of 69 (100.00%)

	Vote By Mail	In-Person	Total	
Times Cast	32,942	6,012	38,954 / 59,202 65.80%	
Candidate	Party	Vote By Mail	In-Person	Total
Yes		16,240	3,044	19,284 54.39%
No		14,019	2,149	16,168 45.61%
Total Votes		30,259	5,193	35,452

MEASURE M - CITY OF SAN PABLO - MAJORITY (Vote for 1)

Precincts Reported: 10 of 10 (100.00%)

	Vote By Mail	In-Person	Total	
Times Cast	6,261	1,403	7,664 / 13,217 57.99%	
Candidate	Party	Vote By Mail	In-Person	Total
Yes		4,403	852	5,255 72.65%
No		1,554	424	1,978 27.35%
Total Votes		5,957	1,276	7,233

MEASURE N - CITY OF SAN RAMON - MAJORITY (Vote for 1)

Precincts Reported: 43 of 43 (100.00%)

	Vote By Mail	In-Person	Total	
Times Cast	34,807	4,644	39,451 / 51,078 77.24%	
Candidate	Party	Vote By Mail	In-Person	Total
Yes		18,423	2,612	21,035 56.21%
No		14,688	1,698	16,386 43.79%
Total Votes		33,111	4,310	37,421

MEASURE S - PLEASANT HILL RECREATION AND PARK DISTRICT - 2/3 (Vote for 1)

Precincts Reported: 39 of 39 (100.00%)

	Vote By Mail	In-Person	Total	
Times Cast	19,949	2,541	22,490 / 28,136 79.93%	
Candidate	Party	Vote By Mail	In-Person	Total
Yes		12,333	1,524	13,857 64.81%
No		6,746	778	7,524 35.19%
Total Votes		19,079	2,302	21,381



Winning Candidates By Contest

Presidential General Election November 5 2024 - 11/5/2024

All Contests

Appointed Winners Only

All Parties

Winning Candidate	Party	Election Result
3301 AntiochUSD Area1		
ANTONIO HERNANDEZ		Appointed Winner
3316 JohnSwettSchBd		
MARINA RAMOS		Appointed Winner
STEFANIE N. TAVIS		Appointed Winner
BARBARA VARGEN-KOTCHEVAR		Appointed Winner
3322 MartinezUSD, Area 2		
ANNE HORACK MARTIN		Appointed Winner
3324 MartinezUSD, Area 4		
COURTNEY MASELLA-O'BRIEN		Appointed Winner
3333 MtDiabloUSD Area3		
KEISHA NZEWI		Appointed Winner
3346 PittsburgSchBd		
TAYLOR SIMS		Appointed Winner
GEORGE MILLER		Appointed Winner
3361 WestCCUSD Area1		
JAMELA SMITH-FOLDS		Appointed Winner
3363 WestCCUSD Area3		
CINTHIA HERNANDEZ		Appointed Winner
3411 LibertyUnionHSD Area1		
YOLANDA C PENA MENDREK		Appointed Winner
3413 LibertyUnionHSD Area2		
TAMELA H. HAWLEY		Appointed Winner
3418 LibertyUHSD4-Short		
TAMARA WEBER		Appointed Winner
3506 BrentwoodUnionSchBd		
VICTOR J. THORNHILL		Appointed Winner
THUY DAOJENSEN		Appointed Winner
3512 ByronUnionSchBd - Short Term		
JOSEPH PATRICK LE BEL		Appointed Winner
3516 ByronUnionSchBd		
MELISSA ORTIZ-GRAY		Appointed Winner
JAMIE KANE		Appointed Winner
3536 KnightsenElemSchBd		
ZACH DIETERLE		Appointed Winner
DEBORAH GOLD		Appointed Winner
JEREMY NEISSER		Appointed Winner
3546 LafayetteSchBd		
JON DEANE		Appointed Winner

Winning Candidate	Party	Election Result
3546 LafayetteSchBd		
ALIDA M. SMIT		Appointed Winner
3561 OakleyUnionElemSch Area1		
SHERRY SEAT		Appointed Winner
3562 OakleyUnionElemSch Area 2		
LYNELL FULLER		Appointed Winner
3576 OrindaUnionSchBd		
VINITA ANANTAVAT		Appointed Winner
HILLARY WEINER		Appointed Winner
3581 WalnutCreekSchBd		
SARAH TALACH		Appointed Winner
ZETTA REICKER		Appointed Winner
3587 WalnutCreekSchBd - Short Term		
WENLEI HU JOHNSON		Appointed Winner
5806 MoragaCouncil		
BRIAN DOLAN		Appointed Winner
LISA MAGLIO		Appointed Winner
GRAHAM THIEL		Appointed Winner
5921 MartinezTreasurer		
CAROLYN L. ROBINSON		Appointed Winner
6001 OakleyCouncil Dist1		
AARON MEADOWS		Appointed Winner
6005 OakleyCouncil Dist3		
ANISSA WILLIAMS		Appointed Winner
6403 PleasantHillCouncilDist2		
ANDREI OBOLENSKIY		Appointed Winner
7006 CrockettCmtvSvcs		
LUIGI BARASSI		Appointed Winner
DALE MCDONALD		Appointed Winner
7011 DiabloCmtvSvc		
PHILLIP L. LUECHT		Appointed Winner
MATTHEW W. COX		Appointed Winner
7031 DublinSanRamonSvcs Div1		
DINESH B. GOVINDARAO		Appointed Winner
7046 KensPolProtCmtvSvcs		
DAVID P. SPATH		Appointed Winner
SYLVIA HACAJ		Appointed Winner
7106 KensingtonFireProt		
RICK ARTIS		Appointed Winner
DANIELLE MADUGO		Appointed Winner
7116 MoragaOrindaFire2		
JOHN A JEX		Appointed Winner
7131 MoragaOrindaFire5		
CRAIG JORGENS		Appointed Winner
7151 SanRamonVlvFireProt		

Winning Candidate	Party	Election Result
7151 SanRamonVlvFireProt		
H. JAY KERR		Appointed Winner
MATTHEW STAMEY		Appointed Winner
MICHELLE LEE		Appointed Winner
7306 BethellIslandMID		
ANTHON (TONY) J. BERZINAS		Appointed Winner
TOMMY KNORR		Appointed Winner
LISA KAY KIRK		Appointed Winner
7506 AmbroseRecPark		
EDUARDO TORRES		Appointed Winner
7511 EastBayReqPark1		
ELIZABETH ECHOLS		Appointed Winner
7536 GreenVlvRecPark		
ADAM GLIMME		Appointed Winner
GINA GLIMME		Appointed Winner
7546 PleasantHillRecPark		
SANDY VINSON		Appointed Winner
QUY TRAN		Appointed Winner
7606 ByronSanitary		
BRIAN NERI		Appointed Winner
PATRICIA MANTELLI BRISTOW		Appointed Winner
MICHAEL NISEN		Appointed Winner
7611 CentralCCSanitary Div1		
TAD J. PILECKI		Appointed Winner
7616 CentralCCSanitary Div3 - Short Term		
FLORENCE T WEDINGTON		Appointed Winner
7617 CentralCCSanitary Div4		
BARBARA HOCKETT		Appointed Winner
7633 MtViewSanDistArea3		
JULIA HALSNE		Appointed Winner
7634 MtViewSanDistArea4		
BRIAN DANLEY		Appointed Winner
7636 MtViewSanDistArea1-Short Short Term		
JARED RUDELL		Appointed Winner
7646 RodeoSanitary		
ROBERT M. RUSSEY		Appointed Winner
TARA HALLISY SHAIA		Appointed Winner
JANET CALLAGHAN		Appointed Winner
7656 SteegeSanitary		
PAUL GILBERT-SNYDER		Appointed Winner
BEATRICE O'KEEFE		Appointed Winner
7662 WestCountyWastewater. Div2		
ANNIE M. KING-MEREDITH		Appointed Winner
7664 WestCountyWastewater Div4		
HARRY WIENER		Appointed Winner

Winning Candidate	Party	Election Result
7711 ACTransit1		
H. E. CHRISTIAN (CHRIS) PEEPLES		Appointed Winner
7716 BART1		
MATTHEW RINN		Appointed Winner
7726 BART3		
BARNALI GHOSH		Appointed Winner
7806 BvronBethanvrr2		
MARK MAGGIORE		Appointed Winner
7846 CCWater3		
ERNESTO "ERNIE" AVILA		Appointed Winner
7851 CCWater4		
ANTONIO MARTINEZ		Appointed Winner
7856 CCWater5		
CONNSTANCE HOLDAWAY		Appointed Winner
7861 DiabloWater Ward 1		
MARILYN TIERNAN		Appointed Winner
7865 DiabloWater Ward 5		
JOE KOVALICK		Appointed Winner

Total Winning Candidates: 86



Honorable Members
Board of Supervisors
City and County of San Francisco
1 Dr. Carlton B. Goodlett Place, Room 244
San Francisco, California 94102

**Statement of the Results
City and County of San Francisco
Consolidated General Election – November 5, 2024**

I, John Arntz, Director of Elections, certify that I have canvassed the ballots cast in the Consolidated General Election held on Tuesday, November 5, 2024, in the City and County of San Francisco (City), in the manner required by Division 15 of the California Elections Code.

I certify that I began the canvass immediately upon the close of the polls and, as a result of the tabulation of all votes recorded, present a complete record entitled "Statement of the Results of the San Francisco Consolidated General Election – November 5, 2024." I also certify that 412,231 voters cast ballots; therefore, nearly 79% of San Francisco's 522,265 registered voters participated in this election.

In accordance with California Elections Code section 15374, I certify that this Statement of the Results provides the total number of votes cast for each candidate, and for and against each proposition. The precinct detail of all votes cast appears in the Statement of the Vote, which is posted on the Department of Elections' website at selections.gov/results and is incorporated by reference into this Statement of the Results.

This Statement of the Results includes tables in Attachment 1 that list the total votes cast in each contest, and for and against each proposition, and are organized as follows:

A. Party-Nominated Offices

1. President and Vice President

B. Voter-Nominated Offices

1. United States Senator (Full Term ending January 3, 2031)
2. United States Senator (Partial Term ending January 3, 2025)
3. United States Representative, District 11
4. United States Representative, District 15
5. State Senator, District 11
6. State Assemblymember, District 17
7. State Assemblymember, District 19

C. Nonpartisan Offices

1. Member, Board of Education
2. Trustee, Community College Board
3. Bay Area Rapid Transit Board of Directors, District 7
4. Bay Area Rapid Transit Board of Directors, District 9
5. Mayor
6. Member, Board of Supervisors, District 1
7. Member, Board of Supervisors, District 3

8. Member, Board of Supervisors, District 5
9. Member, Board of Supervisors, District 7
10. Member, Board of Supervisors, District 9
11. Member, Board of Supervisors, District 11
12. City Attorney
13. District Attorney
14. Sheriff
15. Treasurer

D. State Propositions

1. **Proposition 2**, "Authorizes bonds for public school and community college facilities. Legislative statute."
2. **Proposition 3**, "Constitutional right to marriage. Legislative constitutional amendment."
3. **Proposition 4**, "Authorizes bonds for safe drinking water, wildfire prevention, and protecting communities and natural lands from climate risks. Legislative statute."
4. **Proposition 5**, "Allows local bonds for affordable housing and public infrastructure with 55% voter approval. Legislative constitutional amendment."
5. **Proposition 6**, "Eliminates constitutional provision allowing involuntary servitude for incarcerated persons. Legislative constitutional amendment."
6. **Proposition 32**, "Raises minimum wage. Initiative statute."
7. **Proposition 33**, "Expands local governments' authority to enact rent control on residential property. Initiative statute."
8. **Proposition 34**, "Restricts spending of prescription drug revenues by certain health care providers. Initiative statute."
9. **Proposition 35**, "Provides permanent funding for Medi-Cal health care services. Initiative statute."
10. **Proposition 36**, "Allows felony charges and increases sentences for certain drugs and theft crimes. Initiative statute."

E. City Ballot Measures

1. **A**, "Schools Improvement and Safety Bond"
2. **B**, "Community Health and Medical Facilities, Street Safety, Public Spaces, and Shelter to Reduce Homelessness Bond"
3. **C**, "Inspector General"
4. **D**, "City Commissions and Mayoral Authority"
5. **E**, "Creating a Task Force to Recommend Changing, Eliminating, or Combining City Commissions"
6. **F**, "Police Staffing and Deferred Retirement"
7. **G**, "Funding Rental Subsidies for Affordable Housing Developments Serving Low Income Seniors, Families, and Persons with Disabilities"
8. **H**, "Retirement Benefits for Firefighters"
9. **I**, "Retirement Benefits for Nurses and 911 Operators"
10. **J**, "Funding Programs Serving Children, Youth, and Families"
11. **K**, "Permanently Closing the Upper Great Highway to Private Vehicles to Establish a Public Open Recreation Space"
12. **L**, "Additional Business Tax on Transportation Network Companies and Autonomous Vehicle Businesses to Fund Public Transportation"
13. **M**, "Changes to Business Taxes"
14. **N**, "First Responder Student Loan and Training Reimbursement Fund"
15. **O**, "Supporting Reproductive Rights"

For the November 2024 election, all voters received four-card ballots. Ballots included the following contests and measures:

- Card 1:** Party-nominated offices for President and Vice President, voter-nominated offices for United States Senator (full term ending January 3, 2031), United States Senator (partial term ending January 3, 2025), United States Representative District 11 or District 15, State Senator District 11, State Assembly Member Districts 17 or 19, non-partisan offices for the Board of Education and Trustee, Community College Board, and Bay Area Rapid Transit Board of Directors, District 7 or District 9.

- Card 2:** Non-partisan offices for Mayor; Member, Board of Supervisors (Districts 1, 3, 5, 7, 9, or 11), City Attorney, District Attorney, Sheriff, and Treasurer.

- Card 3:** State propositions 2 – 6, 32 – 36.

- Card 4:** City ballot measures A – O.

This Statement of the Results omits the contests for U.S. Representative in Districts 2 and 12, State Senator District 7, State Assembly in Districts 12 and 18 since these districts include no voters registered in San Francisco. The boundary for the City and County of San Francisco includes small, uninhabited areas of Angel Island and Alameda Island. The district boundaries of the referenced federal and state offices have been drawn to incorporate these small areas of San Francisco's territory on the islands.

The area of San Francisco on the southeast side of Angel Island is within the boundaries for U.S. Representative District 2 and State Assemblymember District 12. The area of San Francisco on the northwest side of Alameda Island is within the boundaries for U.S. Representative District 12, State Senate District 7, and State Assembly District 18. Other than these uninhabited Census blocks on the islands attributed to San Francisco, the referenced districts lie entirely within Marin and Alameda Counties, respectively.

SHA-512 Cryptographic Hash Algorithm

The Department of Elections applied a SHA-512 cryptographic function to reports associated with this election to establish the integrity of the results in a verifiable manner. Attachment 2 provides information regarding the SHA-512 hash values for the electronic files associated with the final, certified results reports.

Voting System and Election Transparency

The City's voting system allows for increased election transparency through the posting of images of voted ballots, equipment logs, and other election reports, all of which will be posted with the final election results on the Department's website, sfelections.gov.

Voted ballot images

The City's voting system captures images of each voted ballot cast in an election. This creates a visual history of how ballots were marked. After each election, the Department posts the ballot images on its website, allowing members of the public to view each voted ballot cast in the City. Prior to posting the ballot images, the Department reviews the images and redacts identifying information that voters may have placed on ballot cards.

AuditMark

In addition to the voting system capturing images of voted ballot cards, the system also adds an explanation at the bottom of each ballot image indicating how the voting equipment interpreted and tallied each vote mark. These explanations, or AuditMarks, provide the public with information on how the voting system operates in relation to the recording and reporting of every vote cast in this election. This means that for every oval with a mark inside the voting target, even for partial marks, the voting system adds an explanation to the images of voted ballots of how the system understood and registered the markings within each oval.

Ballot Audit and Review

The Department will post an online application that allows the public to sort the ballot images according to precinct, contest, and district. The City was the first jurisdiction in the country to utilize this application, known as "Ballot Audit and Review."

Cast Vote Record

The Department posted a "Cast Vote Record" that lists each vote recorded on each ballot card associated with all contests and propositions. The data provided in the Cast Vote Record is captured from the ballots as the ballots are scanned by the voting equipment and before vote tabulation occurs, allowing members of the public to tabulate votes from specific precincts, districts, etc., and to compare with the official election results.


Attachments

Attachment 1 provides tables that list the votes cast in each contest and for or against each proposition.

Attachment 2 is the list of SHA-512 hashes associated with each final election results report.

Attachment 3 is the report from the manual tallies that the Department conducted on randomly selected polling place, vote-by-mail, and provisional ballots to confirm the voting equipment operated properly, and accurately counted and reported election results.

In witness whereof, I hereby affix my hand and seal this 3rd day of December in 2024.



John Arntz, Director of Elections



Candidate names in bold text received the most votes

A. PARTY-NOMINATED OFFICES

I certify the results for the following **PARTY-NOMINATED OFFICES**:

PRESIDENT AND VICE PRESIDENT OF THE UNITED STATES

	Ballots Counted	Percentage
KAMALA D. HARRIS / TIM WALZ	323,719	80.33%
DONALD J. TRUMP / JD VANCE	62,594	15.53%
JILL STEIN / RUDOLPH WARE	6,896	1.71%
ROBERT F. KENNEDY JR. / NICOLE SHANAHAN	4,239	1.05%
CLAUDIA DE LA CRUZ / KARINA GARCIA	3,645	0.90%
CHASE OLIVER / MIKE TER MAAT	1,871	0.46%
PETER SONSKI / LAUREN ONAK (WRITE-IN)	33	0.01%
Total	402,997	
Under Votes	8,463	
Over Votes	661	

B. VOTER-NOMINATED OFFICES

I certify the results for the following **VOTER-NOMINATED OFFICES**:

1. UNITED STATES SENATOR (full term ending January 3, 2031)

	Ballots Counted	Percentage
ADAM B. SCHIFF	310,932	82.40%
STEVE GARVEY	66,421	17.60%
Total	377,353	
Under Votes	34,597	
Over Votes	171	

2. UNITED STATES SENATOR (partial term ending January 3, 2025)

	Ballots Counted	Percentage
ADAM B. SCHIFF	307,511	82.43%
STEVE GARVEY	65,547	17.57%
Total	373,058	
Under Votes	38,960	
Over Votes	103	

3. UNITED STATES REPRESENTATIVE, DISTRICT 11

	Ballots Counted	Percentage
NANCY PELOSI	274,796	81.03%
BRUCE LOU	64,315	18.97%
Total	339,111	
Under Votes	30,043	
Over Votes	77	

4. UNITED STATES REPRESENTATIVE, DISTRICT 15

	Ballots Counted	Percentage
KEVIN MULLIN	25,287	69.95%
ANNA CHENG KRAMER	10,863	30.05%
Total	36,150	
Under Votes	6,726	
Over Votes	14	

5. STATE SENATOR, DISTRICT 11

	Ballots Counted	Percentage
SCOTT WIENER	291,123	78.88%
YVETTE CORKREAN	77,944	21.12%
Total	369,067	
Under Votes	42,947	
Over Votes	107	

6. STATE ASSEMBLY MEMBER, DISTRICT 17

	Ballots Counted	Percentage
MATT HANEY	169,490	84.58%
MANUEL NORIS-BARRERA	30,900	15.42%
Total	200,390	
Under Votes	26,383	
Over Votes	50	

7. STATE ASSEMBLY MEMBER, DISTRICT 19

	Ballots Counted	Percentage
CATHERINE STEFANI	95,423	62.64%
DAVID E. LEE	56,913	37.36%
Total	152,336	
Under Votes	32,860	
Over Votes	102	

C. NONPARTISAN OFFICES

I certify the results for the following **NONPARTISAN ELECTIVE OFFICES**:

1. MEMBER, BOARD OF EDUCATION

	Ballots Counted	Percentage
JAIME HULING	168,659	16.65%
PARAG GUPTA	139,340	13.76%
SUPRYIA RAY	127,834	12.62%
MATT ALEXANDER	122,698	12.11%
JOHN JERSIN	122,450	12.09%
VIRGINIA CHEUNG	101,017	9.97%
ANN HSU	81,044	8.00%
MIN CHANG	48,550	4.79%
LAURANCE LEM LEE	45,736	4.52%
MADDY KRANTZ	33,165	3.27%
LEFTERIS ELEF THERIOU	22,285	2.20%
Total	1,012,778	
Under Votes	632,530	
Over Votes	3,616	

2. TRUSTEE, COMMUNITY COLLEGE BOARD

	Ballots Counted	Percentage
HEATHER McCARTY	162,477	19.73%
ALIYA CHISTI	149,638	18.18%
ALAN WONG	140,951	17.12%
LUIS ZAMORA	117,682	14.29%
RUTH FERGUSON	114,132	13.86%
LEANNA C. LOUIE	50,353	6.12%
BEN KAPLAN	49,320	5.99%
JULIO J. RAMOS	38,741	4.71%
Total	823,294	
Under Votes	823,782	
Over Votes	1,408	

3. BAY AREA RAPID TRANSIT BOARD OF DIRECTORS, DISTRICT 7

	Ballots Counted	Percentage
VICTOR E. FLORES	5,844	59.44%
DANA LANG	3,988	40.56%
Total	9,832	
Under Votes	4,813	
Over Votes	18	

4. BAY AREA RAPID TRANSIT BOARD OF DIRECTORS, DISTRICT 9

	Ballots Counted	Percentage
EDWARD WRIGHT	86,966	63.07%
JOE SANGIRARDI	50,905	36.92%
MICHAEL PETRELIS (WRITE-IN)	16	0.01%
Total	137,887	
Under Votes	52,961	
Over Votes	159	

5. MAYOR

	Ballots Counted	
	Round 1	Round 14 (Last Round)
DANIEL LURIE	102,720 (26.33%)	182,364 (55.02%)
LONDON BREED	95,117 (24.38%)	149,113 (44.98%)
AARON PESKIN	89,215 (22.86%)	<i>eliminated in Round 13</i>
MARK FARRELL	72,115 (18.48%)	<i>eliminated in Round 12</i>
AHSHA SAFAI	11,425 (2.93%)	<i>eliminated in Round 11</i>
ELLEN LEE ZHOU	8,665 (2.22%)	<i>eliminated in Round 10</i>
DYLAN HIRSCH-SHELL	2,897 (0.74%)	<i>eliminated in Round 9</i>
KEITH FREEDMAN	2,079 (0.53%)	<i>eliminated in Round 8</i>
NELSON MEI	1,791 (0.46%)	<i>eliminated in Round 7</i>
SHAHRAM SHARIATI	1,613 (0.41%)	<i>eliminated in Round 6</i>
HENRY FLYNN	1,319 (0.34%)	<i>eliminated in Round 5</i>
PAUL YBARRA ROBERTSON	812 (0.21%)	<i>eliminated in Round 4</i>
JON SODERSTROM	412 (0.11%)	<i>eliminated in Round 3</i>
MARC ROTH (WRITE-IN)	3 (0.00%)	<i>eliminated in Round 2</i>
MICHAEL LIN (WRITE-IN)	1 (0.00%)	<i>eliminated in Round 1</i>
Under Votes	18,540	18,540
Over Votes	1,381	2,229

6. MEMBER, BOARD OF SUPERVSORS, DISTRICT 1

	Ballots Counted	
	Round 1	Round 4 (Last Round)
CONNIE CHAN	16,670 (46.99%)	17,800 (51.90%)
MARJAN PHILHOUR	14,755 (41.59%)	16,499 (48.10%)
JEN NOSSOKOFF	1,810 (5.10%)	<i>eliminated in Round 3</i>
JEREMIAH BOEHNER	1,344 (3.79%)	<i>eliminated in Round 2</i>
SHERMAN D'SILVA	899 (2.53%)	<i>eliminated in Round 1</i>
Under Votes	3,732	3,732
Over votes	47	54

7. MEMBER, BOARD OF SUPERVISORS, DISTRICT 3

	Ballots Counted	
	Round 1	Round 5 (Last Round)
DANNY SAUTER	11,272 (39.20%)	14,056 (54.97%)
SHARON LAI	8,489 (29.52%)	11,512 (45.03%)
MOE JAMIL	3,753 (13.05%)	<i>eliminated in Round 4</i>
MATTHEW SUSK	2,800 (9.74%)	<i>eliminated in Round 3</i>
WENDY HA CHAU	1,565 (5.44%)	<i>eliminated in Round 2</i>
EDUARD NAVARRO	879 (3.06%)	<i>eliminated in Round 1</i>
Under Votes	4,838	4,838
Over votes	76	100

8. MEMBER, BOARD OF SUPERVISORS, DISTRICT 5

	Ballots Counted	
	Round 1	Round 4 (Last Round)
BILAL MAHMOOD	11,840 (39.87%)	14,741 (52.99%)
DEAN PRESTON	12,012 (40.45%)	13,077 (47.01%)
SCOTTY JACOBS	2,796 (9.41%)	<i>eliminated in Round 3</i>
AUTUMN HOPE LOOIJEN	2,606 (8.78%)	<i>eliminated in Round 2</i>
ALLEN JONES	444 (1.50%)	<i>eliminated in Round 1</i>
Under Votes	4,628	4,628
Over votes	79	108

9. MEMBER, BOARD OF SUPERVISORS, DISTRICT 7

	Ballots Counted	
	Round 1	Round 3 (Last Round)
MYRNA MELGAR	17,532 (46.98%)	18,916 (53.42%)
MATT BOSCHETTO	13,407 (35.93%)	16,496 (46.58%)
STEPHEN MARTIN-PINTO	5,135 (13.76%)	<i>eliminated in Round 2</i>
EDWARD S. YEE	1,244 (3.33%)	<i>eliminated in Round 1</i>
Under Votes	5,502	5,502
Over votes	26	32

10. MEMBER, BOARD OF SUPERVISORS, DISTRICT 9

	Ballots Counted	
	Round 1	Round 6 (Last Round)
JACKIE FIELDER	13,844 (42.30%)	17,546 (59.66%)
TREVOR CHANDLER	9,042 (27.63%)	11,863 (40.34%)
ROBERTO HERNANDEZ	6,606 (20.18%)	<i>eliminated in Round 5</i>
STEPHEN JON TORRES	1,140 (3.48%)	<i>eliminated in Round 4</i>
JAIME GUTIERREZ	931 (2.84%)	<i>eliminated in Round 3</i>
JULIAN BERMUDEZ	600 (1.83%)	<i>eliminated in Round 2</i>
H. BROWN	568 (1.74%)	<i>eliminated in Round 1</i>
Under Votes	4,220	4,220
Over votes	140	177

11. MEMBER, BOARD OF SUPERVISORS, DISTRICT 11

	Ballots Counted	
	Round 1	Round 6 (Last Round)
CHYANNE CHEN	8,249 (29.54%)	12,001 (50.42%)
MICHAEL LAI	8,675 (31.06%)	11,803 (49.58%)
ERNEST "EJ" JONES	5,441 (19.48%)	<i>eliminated in Round 5</i>
OSCAR FLORES	2,896 (10.37%)	<i>eliminated in Round 4</i>
ADLAH CHISTI	1,434 (5.13%)	<i>eliminated in Round 3</i>
JOSE MORALES	629 (2.25%)	<i>eliminated in Round 2</i>
ROGER K. MARENCO	604 (2.16%)	<i>eliminated in Round 1</i>
Under Votes	4,186	4,186
Over votes	160	204

12. CITY ATTORNEY

	Ballots Counted	Percentage
DAVID CHIU	272,857	82.89%
RICHARD T. WOON	56,317	17.11%
Total	329,174	
Under Votes	80,726	
Over Votes	205	

13. DISTRICT ATTORNEY

	Ballots Counted	Percentage
BROOKE JENKINS	228,999	65.92%
RYAN KHOJASTEH	118,375	34.08%
Total	347,374	
Under Votes	62,474	
Over Votes	257	

14. SHERIFF

	Ballots Counted	Percentage
PAUL MIYAMOTO	251,096	79.75%
MICHAEL JUAN	63,768	20.25%
Total	314,864	
Under Votes	94,989	
Over Votes	252	

15. TREASURER

	Ballots Counted	Percentage
JOSÉ CISNEROS	300,411	100.00%
Total	300,411	
Under Votes	109,691	
Over Votes	3	

D. STATE PROPOSITIONS

I certify the results for the following **STATE PROPOSITIONS**:
(Results represent votes cast in San Francisco only)

1. PROPOSITION 2

"AUTHORIZES BONDS FOR PUBLIC SCHOOL AND COMMUNITY COLLEGE FACILITIES. LEGISLATIVE STATUTE."

	Ballots Counted	Percentage
YES	290,905	76.07%
NO	91,500	23.93%
Total	382,405	
Under Votes	27,399	
Over Votes	89	

2. PROPOSITION 3

"CONSTITUTIONAL RIGHT TO MARRIAGE. LEGISLATIVE CONSTITUTIONAL AMENDMENT."

	Ballots Counted	Percentage
YES	327,877	84.74%
NO	59,058	15.26%
Total	386,935	
Under Votes	22,851	
Over Votes	107	

3. PROPOSITION 4

"AUTHORIZES BONDS FOR SAFE DRINKING WATER, WILDFIRE PREVENTION, AND PROTECTING COMMUNITIES AND NATURAL LANDS FROM CLIMATE RISKS. LEGISLATIVE STATUTE."

	Ballots Counted	Percentage
YES	307,522	80.08%
NO	76,512	19.92%
Total	384,034	
Under Votes	25,798	
Over Votes	61	

4. PROPOSITION 5

"ALLOWS LOCAL BONDS FOR AFFORDABLE HOUSING AND PUBLIC INFRASTRUCTURE WITH 55% VOTER APPROVAL. LEGISLATIVE CONSTITUTIONAL AMENDMENT."

	Ballots Counted	Percentage
YES	236,111	62.42%
NO	142,165	37.58%
Total	378,276	
Under Votes	31,537	
Over Votes	80	

5. PROPOSITION 6

"ELIMINATES CONSTITUTIONAL PROVISION ALLOWING INVOLUNTARY SERVITUDE FOR INCARCERATED PERSONS. LEGISLATIVE CONSTITUTIONAL AMENDMENT."

	Ballots Counted	Percentage
YES	250,157	66.87%
NO	123,922	33.13%
Total	374,079	
Under Votes	35,724	
Over Votes	90	

6. PROPOSITION 32

"RAISES MINIMUM WAGE. INITIATIVE STATUTE."

	Ballots Counted	Percentage
YES	271,306	70.98%
NO	110,945	29.02%
Total	382,251	
Under Votes	27,562	
Over Votes	80	

7. PROPOSITION 33

"EXPANDS LOCAL GOVERNMENTS' AUTHORITY TO ENACT RENT CONTROL ON RESIDENTIAL PROPERTY. INITIATIVE STATUTE."

	Ballots Counted	Percentage
NO	217,308	57.36%
YES	161,551	42.64%
Total	378,859	
Under Votes	30,820	
Over Votes	214	

8. PROPOSITION 34

"RESTRICTS SPENDING OF PRESCRIPTION DRUG REVENUES BY CERTAIN HEALTH CARE PROVIDERS. INITIATIVE STATUTE."

	Ballots Counted	Percentage
NO	191,865	52.63%
YES	172,688	47.37%
Total	364,553	
Under Votes	45,179	
Over Votes	161	

9. PROPOSITION 35

"PROVIDES PERMANENT FUNDING FOR MEDICAL HEALTH CARE SERVICES. INITIATIVE STATUTE."

	Ballots Counted	Percentage
YES	290,384	78.23%
NO	80,795	21.77%
Total	371,179	
Under Votes	38,540	
Over Votes	174	

10. PROPOSITION 36

"ALLOWS FELONY CHARGES AND INCREASES SENTENCES FOR CERTAIN DRUG AND THEFT CRIMES. INITIATIVE STATUTE."

	Ballots Counted	Percentage
YES	241,916	63.86%
NO	136,902	36.14%
Total	378,818	
Under Votes	30,984	
Over Votes	91	

E. CITY BALLOT MEASURES

I certify the results for the following CITY BALLOT MEASURES:

1. MEASURE A - Schools Improvement and Safety Bond

This measure required 55% affirmative votes to pass.

	Ballots Counted	Percentage
BONDS - YES	282,968	75.00%
BONDS - NO	94,329	25.00%
Total	377,297	
Under Votes	32,146	
Over Votes	72	

2. MEASURE B - Community Health and Medical Facilities, Street Safety, Public Spaces, and Shelter to Reduce Homelessness Bond

This measure required 66 $\frac{2}{3}$ % affirmative votes to pass.

	Ballots Counted	Percentage
BONDS - YES	274,187	72.80%
BONDS - NO	102,450	27.20%
Total	376,637	
Under Votes	32,831	
Over Votes	47	

3. MEASURE C - Inspector General

This measure required 50%+1 affirmative votes to pass.

	Ballots Counted	Percentage
YES	225,704	60.94%
NO	144,662	39.06%
Total	370,366	
Under Votes	38,991	
Over Votes	158	

4. MEASURE D - City Commissions and Mayoral Authority

This measure required 50%+1 affirmative votes to pass.

	Ballots Counted	Percentage
NO	207,604	56.67%
YES	158,723	43.33%
Total	366,327	
Under Votes	43,036	
Over Votes	152	

5. MEASURE E - Creating a Task Force to Recommend Changing, Eliminating, or Combining City Commissions

This measure required 50%+1 affirmative votes to pass.

	Ballots Counted	Percentage
YES	192,540	52.92%
NO	171,314	47.08%
Total	363,854	
Under Votes	45,520	
Over Votes	141	

6. MEASURE F - Police Staffing and Deferred Retirement

This measure required 50%+1 affirmative votes to pass.

	Ballots Counted	Percentage
NO	197,836	54.70%
YES	163,835	45.30%
Total	361,671	
Under Votes	47,715	
Over Votes	129	

7. MEASURE G - Funding Rental Subsidies for Affordable Housing Developments Serving Low Income Seniors, Families, and Persons with Disabilities

This measure required 50%+1 affirmative votes to pass.

	Ballots Counted	Percentage
YES	217,807	58.74%
NO	153,017	41.26%
Total	370,824	
Under Votes	38,594	
Over Votes	97	

8. MEASURE H - Retirement Benefits for Firefighters

This measure required 50%+1 affirmative votes to pass.

	Ballots Counted	Percentage
YES	192,601	52.63%
NO	173,341	47.37%
Total	365,942	
Under Votes	43,492	
Over Votes	81	

9. MEASURE I — Retirement Benefits for Nurses and 911 Operators

This measure required 50%+1 affirmative votes to pass.

	Ballots Counted	Percentage
YES	261,318	71.90%
NO	102,141	28.10%
Total	363,459	
Under Votes	45,993	
Over Votes	63	

10. MEASURE J — Funding Programs Serving Children, Youth, and Families

This measure required 50%+1 affirmative votes to pass.

	Ballots Counted	Percentage
YES	297,972	82.13%
NO	64,813	17.87%
Total	362,785	
Under Votes	46,680	
Over Votes	50	

11. MEASURE K — Permanently Closing the Upper Great Highway to Private Vehicles to Establish a Public Open Recreation Space

This measure required 50%+1 affirmative votes to pass.

	Ballots Counted	Percentage
YES	206,042	54.73%
NO	170,447	45.27%
Total	376,489	
Under Votes	32,912	
Over Votes	114	

12. MEASURE L — Additional Business Tax on Transportation Network Companies and Autonomous Vehicle Businesses to Fund Public Transportation

This measure required 50%+1 affirmative votes to pass.

	Ballots Counted	Percentage
YES	210,375	56.92%
NO	159,200	43.08%
Total	369,575	
Under Votes	39,843	
Over Votes	97	

13. MEASURE M — Changes to Business Taxes

This measure required 50%+1 affirmative votes to pass.

	Ballots Counted	Percentage
YES	237,930	69.51%
NO	104,380	30.49%
Total	342,310	
Under Votes	67,068	
Over Votes	137	

14. MEASURE N — First Responder Student Loan and Training Reimbursement Fund

This measure required 50%+1 affirmative votes to pass.

	Ballots Counted	Percentage
YES	187,979	51.72%
NO	175,453	48.28%
Total	363,432	
Under Votes	45,990	
Over Votes	93	

15. MEASURE O — Supporting Reproductive Rights

This measure required 50%+1 affirmative votes to pass.

	Ballots Counted	Percentage
YES	312,914	83.84%
NO	60,335	16.16%
Total	373,249	
Under Votes	36,175	
Over Votes	91	

**List of SHA-512 Hash Values for Certified Results Reports
Consolidated General Election, November 5, 2024**

This list represents the various certified results reports the Department of Elections issued for the November 5, 2024, Consolidated General Election. The file names for each report are listed numerically, and underneath each file name is the SHA-512 cryptographic hash value applicable to each file. All reports are posted on the Department's website: www.sfelections.gov/results

1. "Summary – PDF," lists a summary of votes cast by contest, using a PDF format.

Hash value:

72CD61E5AF67957EDE31689CAC1C4A9521A40A9DBD82ED9C3C193B8FC13447854D5DC2DA
E44F48C693F360382BCAEF2490A7EAF94AC97C85524C640BAD5D4E4F

2. "Summary – Excel," lists a summary of votes cast by contest, using Microsoft Excel.

Hash value:

60258D35F09B6227701629E310BC0EB19F69DE4196769EDF278A82B486909D0903C52D972E3
8AC27A97FE1E5235A084B506B3AF013991D26159B894B5F964443

3. "Summary – XML," lists a summary of votes cast by contest, using XML format.

Hash value:

96551444B1FEC7397B1E93D2E0C07B9804DBB333EB5C0FABBFBFE170BFC61C507B08D73687
735990DD3395AE20093725CFD31BCCE38B0A81CC430868459F91E1E

4. "SOV – PDF," lists votes cast in each precinct and for each contest, using a PDF format.

Hash value:

616F625FC3E399747CDE7D97D9901020B6BD640137A4F9F08723EF99D978A14D1CBF6CF649
DE3BA25CBC9915940BFBBE3062EC8EFC556D46D151DC572CA650DD

5. "SOV – Excel," lists votes cast in each precinct and for each contest, using Microsoft Excel.

Hash value:

885ECC2D6586864FEA1134C2BA12DAA22B7E948303865F588F0B1ED7BFAA4F0B9B6B258350
564F85C517A0E56450708B8487C50F81387FE771BB0921E590C484

6. "District SOV – PDF," lists votes cast in each district and for each contest, using a PDF format.

Hash value:

1A64C7E0857D3FE7A1F0C075F0365279CC275F0DFB8650B3CF69AF4B94E5D60C32ED7C44B
92919E5BB1C7832610987EDB57D8EBE55D9FC336C5ECBAD38A61E38

**List of SHA-512 Hash Values for Certified Results Reports
Consolidated General Election, November 5, 2024**

7. "District SOV – Excel," lists votes cast in each district and for each contest, using Microsoft Excel.

Hash value:

430EA17BD050C6FA0489B092166DD1ED7D8FFC4916300D4C17F2C4420ECDCA46A98A3029F
B1AC9273BEF073FA1479761EF848E05511D2069E88D0C484A25293D

8. "Cast Vote Record - JSON," lists votes cast on each ballot card in a zipped JSON format.

Hash value:

7C60A6B0DF2A5A19CF9F12856EA2453E1EEFF2BF230BA80026A9252E04E88EC74B16186450
425C1AD2CAEA37B41E98DF026A7D98BB86DB13D6BB339147CB9C52

9. "Ballot Images, Supervisorial District 1 - ZIP", contains scanned ballot images in zipped TIFF format.

Hash value:

95C1E82AA60C150F146BEAA566385187BC78C2F1FDC4C117B6D2DE3EA3F143E9CBCA5E9F
D78474DFFE611B8447CEC952FE48B52E3300BA029DA3DE28DD6FABF1

10. "Ballot Images, Supervisorial District 2 - ZIP", contains scanned ballot images in zipped TIFF format.

Hash value:

961B5D37FA0D4B2C4D5013825B4393A566416437CA16333E9C5C75A9DCFB56FE2B9EA95EA
97CCD631E0EB36005F489F91A691CAFA4627754321878268A2DC423

11. "Ballot Images, Supervisorial District 3 - ZIP", contains scanned ballot images in zipped TIFF format.

Hash value:

3AFD251E46BDF768B177BAADE3C42985E59A7CA52F0D8E6E17D21642E484BFC1A37AE78A8
C5E5AB4630E9D71405213B609391D52A2FD6067481DC872BA65C18C

12. "Ballot Images, Supervisorial District 4 - ZIP", contains scanned ballot images in zipped TIFF format.

Hash value:

8DBD5DA47922EA93B754BA6F031B28A9E0089F3ED7E965A098715D36311CD304A4F1DB0CC
A9AD7C8E50F97095A3EDBB62418A9DCFD58DA82BE586AFB38B66D63

13. "Ballot Images, Supervisorial District 5 - ZIP", contains scanned ballot images in zipped TIFF format.

**List of SHA-512 Hash Values for Certified Results Reports
Consolidated General Election, November 5, 2024**

Hash value:

CECBCA5D7031D4406F5913B06F361989776D074A21797B2801461B1045709133E1816A4DE0E
41001C93CB051D2107536FDEED605ECA180FFBC998946670B6330

14. "Ballot Images, Supervisorial District 6 - ZIP", contains scanned ballot images in zipped TIFF format.

Hash value:

EC439F98608A37CB2077BFCE484E86DDC1655BAE64B694BCFD371638BF7C4BE4A4814ABB6
65B90E096016D30ACE3FBA0BBFE85F5932C0E399EB35FB44E28E696

15. "Ballot Images, Supervisorial District 7 - ZIP", contains scanned ballot images in zipped TIFF format.

Hash value:

6EFA2A5748887E85E43179AFB73D0BA50E35C7542B269D1643BF694B3448614955DE06909D7
780C7256C57CFB5B1AC918562552E642133FDC6E39EA9F87491CE

16. "Ballot Images, Supervisorial District 8 - ZIP", contains scanned ballot images in zipped TIFF format.

Hash value:

C6B2265CD3DCE420F2EC693EE5755524E64D5AA99C35040873FDC8E892FE770B4DEECD75
C18F8DBA11C8BEEA5873B54E8333D89ADE712F801B2AE58FC7067DDD

17. "Ballot Images, Supervisorial District 9 - ZIP", contains scanned ballot images in zipped TIFF format.

Hash value:

EDBA982E948808179BF69D963A4BED44710DC06E8C64A246324777C74F5B0AAF84145144E2
17A13FE7F27103EBB16F9DE93E6FD25190968003FE5CA8FFF9BD09

18. "Ballot Images, Supervisorial District 10 - ZIP", contains scanned ballot images in zipped TIFF format.

Hash value:

3F3C774EFD8E94A3D565D4D1AC57895E5C6C9DFA3F9F240E7BE2BCA8F0331D9B2E441FE1
E185337DBC9D23E0352A49F254A4BE68097FC45B6FCF35C8F7DD2019

19. "Ballot Images, Supervisorial District 11 - ZIP", contains scanned ballot images in zipped TIFF format.

**List of SHA-512 Hash Values for Certified Results Reports
Consolidated General Election, November 5, 2024**

Hash value:

1911972CE7C56C5DED2E19B6E6F87A5A71FDBF36B20501987A3840D631ABB4222857FC9FE2
7776AA4F94EDF8CB64F5AC4526C594551711FFDE3BED345C72D186

20. "Ballot Images, Supplemental - ZIP", contains scanned ballot images in zipped TIFF format.

Hash value:

7B0735EA65BE08831CCF98CE9965D5D935E7C9711E68C8B66E2434598AB4BA796E897A972D
524204136DAB73A9A40A97D8EB7B5C6E397E53E4702DD15996A0A9

21. "Ballot Scanning Machine Logs - ZIP," audit logs from Ballot Scanning Machines used at Polling Places on Election Day.

Hash value:

25CC7693D08BF1BDD67B411EA894DF502226639C517D5AC97377F4D69491D16E9315B9C5B5
489C847B6415F06985DED5398FAFF9D7BC2729EA64348841BA7F0F

22. "ImageCast Central Logs - ZIP," audit logs from ImageCast Central machines used at City Hall.

Hash value:

0989E149EE722F137F4AB875B8ACACF9430CBC3ABF254269B7C10F772E4AF2B0AAE02C0E70
327FBE34823AF7C25B3014D247978EB539A1C746B878B88CCF1A12

23. "Vote-by-Mail Status Report," lists the disposition of the vote-by-mail ballots the Department received.

Hash value:

9555F121765C02D52458DE4DFBADC6D7C336620BFA1B3DAA6AB46871ED286E3A4A2F51B164
E26C3226C2EE48374B1E5D57F900AC83B6F7870FD14C30FBC947B7

24. "Provisional Ballot Status Report," lists the disposition of the provisional ballots the Department received.

Hash value:

B3EFB634E9A2A4029E21090CCF1B5A64493860146B5E2FC5F9D298D6F33B7F9EC99E6F2F8D
C420B4C9B7905BECEFD9B5C92D57F9CE4A1AF6A500DE39F177D3EB

25. "Conditional Voter Registration Report," lists the disposition of the ballots cast during the Conditional Voter Registration period.

Hash value:

939181E46966FC2B63663960A68B5CFE39A67BC69482559B0F30F8E3FCFCF7264B3D8C83AED
9CF68983C9020C92D8FE56FF3ADCD5579BCADAA5130ABDB7BF258

**List of SHA-512 Hash Values for Certified Results Reports
Consolidated General Election, November 5, 2024**

26. "SHA-512.csv," provides a list of all hashed election results files in CSV format.

Hash value:

867715E5B5A6760AC292170FF2CD9A6530480B55D695CCBB89EAEA15FD1DB177E67A939D6C
8700A4CC7F3487E341D071ED940A95B8CF431D7283D164C4796B1D



December 3, 2024

**November 5, 2024, Consolidated General Election
Results of the 1% Post-Election Manual Tally**

Pursuant to state elections law, the San Francisco Department of Elections (Department) is required to conduct a manual tally of all ballots cast in 1% of San Francisco's polling places and 1% of the vote-by-mail ballots cast, and may also manually tally 1% of provisional ballots cast, as part of the Official Canvass of the election. The Department compares the results of the manual tally to the results reports generated by the voting equipment used to tabulate ballot cards. The purpose of the manual tally is to verify the accuracy of the voting equipment used in the election. Upon completion of the 1% manual tally, the Department prepares a report on the results of the manual tally and includes the report in the certification of the Official Canvass for the election.

The following is a report on the results of the manual tally of 1% of the polling place, vote-by-mail, and provisional ballots cast in the November 5, 2024, Consolidated General Election.

Random Selection of Precincts

On November 19, 2024, the Department conducted a random selection of precincts and batches for the manual tally in accordance with California Elections Code section 15360.

Five days prior to selecting the precincts and batches for the manual tally, November 14, 2024, 9 a.m., the Department issued a press release and posted a public notice on its website, selections.gov, and outside its office, announcing the date, time, and place of the random selection of precincts and batches. Additionally, the Department webcast the random selection process and posted the recording on its website.

The random selection was divided into three categories. The first category was for selecting precincts for ballots cast at the polling places. The second category was for selecting batches (or boxes) of Vote-By-Mail (VBM) ballots. The third category was for selecting batches (or boxes) for the Provisional (PV) ballots.

For the November 2024 election, the Department was required to conduct a manual tally of ballots cast in a minimum of five precincts, to represent 1% of San Francisco's 501 polling places included in the election, 29 batches of VBM ballots that comprised 14,101 ballot cards to represent 1% of the 1,406,201 of VBM ballots cards processed, and two batches of PV ballots with a total of 1,040 ballot cards to represent 1.25% of the 83,179 of PV ballots cards processed. State elections law also requires a manual tally of votes cast to be conducted on all contests present in the election.

Using three 10-sided dice, the Department randomly selected the precincts and using four 10-sided dice, randomly selected the VBM batches to be tallied in full. For the random selection of two batches of PV ballots, three 10-sided dice were used. After the five precincts were selected for the precinct ballots, there were five contests (U.S. Representative, Dist.15; BART Board of Directors, Dist 7, Board of Supervisors Dist 1, Board of Supervisors, Dist 9, Board of Supervisors Dist 11) that were not included in these initial precincts. To include these contests, a random selection of four precincts occurred to identify precincts from which only the contests would be manually tallied. The additional four precincts selected were 1131, 7038, 7913, and 9141. Part I of the table following this report provides the list of randomly selected precincts and batches, and contests tallied in each precinct.

Conducting the 1% Manual Tally

The 1% manual tally of the randomly selected precincts and batches began at 8:30 a.m., Thursday, November 21, 2024, and was completed on Monday, November 25, 2024. The manual tally was conducted in the Department's warehouse on Pier 31, which is located along The Embarcadero. The manual tally was open to public observation both in person and via live streaming on the Department's website at sfelections.gov/live.

For each selected precinct and batch, Department personnel manually tallied votes cast on the ballots, including polling place ballots cast using the Ballot Scanning Machines (BSM), and accepted vote-by-mail and provisional ballots, including those issued at the Department's City Hall Voting Center. Vote-by-mail and provisional ballots, and paper duplications of ballots through the remake process using the Ballot Marking Device are tabulated using the ImageCast Central (ICC) machines. The manual counts were then compared against the results reports generated from the voting system. If there were any discrepancies between the two tallies, the Department sought resolution or explanations for these discrepancies and documented the resolutions using Manual Tally Incident forms.

Department personnel worked in 16 to 20, four-person teams to manually tally votes on polling place, vote-by-mail, and provisional ballots. Each team was assigned one precinct or one batch to count at a time. After all the votes for a contest had been counted, a supervisor verified whether the manual count matched the machine count. If all the vote counts matched, the team proceeded to the next contest until all the contests on the card had been counted.

Results of the 1% Manual Tally

In accordance with the Post-Election Manual Tally Emergency Regulations, a "variance" means any difference between the machine tally and the manual tally for a contest, including, but not limited to, differences due to machine malfunction, operator error, or voter error in marking a ballot. Upon completion of the manual tally associated with ballots cast in San Francisco for the November 5, 2024, Consolidated General Election, the Department found only one incident of mismatch in votes tallied which occurred for precinct 7515. The cause of the discrepancies was determined to be due to having one less Card 2, 3, and 4 (a total of 3 ballot cards) resulting in a discrepancy of one vote in all the contests contained on those three cards. This can be due to the cards being placed in the wrong storage box when the polls were closed or during the canvass of election materials.

Overall, the manual tally experienced no variances with the machine counts. The results of the 1% manual tally verified that the voting equipment used in the November 2024 election accurately tabulated and reported votes cast for contests appearing on the official ballot.

The following are tables that summarizes the manual tallies.

- Part I. Randomly Selected Precincts and Contests Tallied for the 1% Manual Tally
- Part II. Summary of Results of the 1% Manual Tally
- Part III. Comparison of Manual and Machine Tallies (for discrepancies only)

Part I: Randomly Selected Precincts, Batches, and Contests Tallied for the 1% Manual Tallies

**Randomly Selected Precincts/Batches and Contests Tallied for the 1% Manual Tally
 November 5, 2024, Consolidated General Election**

Initial six precincts selected for Precinct Ballots

Order Drawn	Precinct	Ballot Type	Contests Tallied	Order Drawn	Precinct	Ballot Type	Contests Tallied
1st	9701	30	All	4th	7835	19	All
2nd	7515	12	All	5th	9222	24	All
3rd	7305	10	All				

Additional four precincts selected for Precinct Ballots (2,246 total precinct ballot cards tallied)

Order Drawn	Precinct	Ballot Type	Contests Tallied
6th	1131	3	U.S. Representative, Dist. 15; Board of Supervisors, Dist. 11
7th	7913	20	Board of Supervisors, Dist. 9
8th	7038	5	BART Board of Directors, Dist. 7
9th	9141	22	Board of Supervisors, Dist. 1

29 batches selected for VBM Ballots (14,101 total VBM cards tallied, or 1.00% of 1,406,201 VBM cards)

Order Drawn	Batch	Ballot Type	Contests Tallied	Order Drawn	Batch	Ballot Type	Contests Tallied
1st	2326	Mix	All	16th	1339	Mix	All
2nd	2187	Mix	All	17th	2084	Mix	All
3rd	0168	Mix	All	18th	1791	Mix	All
4th	2671	Mix	All	19th	0560	Mix	All
5th	1038	Mix	All	20th	0789	Mix	All
6th	1048	Mix	All	21st	2793	Mix	All
7th	0288	Mix	All	22nd	2278	Mix	All
8th	1505	Mix	All	23rd	1294	Mix	All
9th	0063	Mix	All	24th	1473	Mix	All
10th	2490	Mix	All	25th	0292	Mix	All
11th	0392	Mix	All	26th	1950	Mix	All
12th	1796	Mix	All	27th	2656	Mix	All
13th	1141	Mix	All	28th	1224	Mix	All
14th	0847	Mix	All	29th	1474	Mix	All
15th	0378	Mix	All	-	-	-	-

Two batches selected for PV Ballots (1,040 total PV cards tallied, or 1.25% of 83,179 PV cards)			
Order Drawn	Batch	Ballot Type	Contests Tallied
1st	6881	Mix	All
2nd	6935	Mix	All

Part II: Summary of Results of the 1% Manual Tallies

Summary of Results of the 1% Manual Tally			
Precinct	Contests Tallied	Precinct Ballots	
		Discrepancies found?	Causes
7305	All	No	NA
7515	All	Yes	Three ballot cards (Card 2, 3, and 4) were likely mis-boxed and were not available for the tally resulting in 1 less vote count in the contests and measures appearing on these cards.
7835	All	No	NA
9222	All	No	NA
9701	All	No	NA
1131	U.S. Representative, Dist.15; Board of Supervisors, Dist. 11	No	NA
7038	BART Board of Directors, Dist. 7	No	NA
7913	Board of Supervisors, Dist. 9	No	NA
9141	Board of Supervisors, Dist. 1	No	NA
VBM Batch	Contests Tallied	Vote-by-Mail Ballots	
(Box) #		Discrepancies found?	Causes
0063	All	No	NA
0168	All	No	NA
0288	All	No	NA
0292	All	No	NA
0378	All	No	NA
0392	All	No	NA
0560	All	No	NA
0789	All	No	NA

0847	All	No	NA
VBM Batch	Vote-by-Mail Ballots		
(Box) #	Contests Talled	Discrepancies found?	Causes
1038	All	No	NA
1048	All	No	NA
1141	All	No	NA
1224	All	No	NA
1294	All	No	NA
1339	All	No	NA
1473	All	No	NA
1474	All	No	NA
1505	All	No	NA
1791	All	No	NA
1796	All	No	NA
1950	All	No	NA
2084	All	No	NA
2187	All	No	NA
2278	All	No	NA
2326	All	No	NA
2490	All	No	NA
2656	All	No	NA
2671	All	No	NA
2793	All	No	NA
PV Batch	Provisional Ballots		
(Box) #	Contests Talled	Discrepancies found?	Causes
6881	All	No	NA
6935	All	No	NA


Part III: Comparison of Manual and Machine Tallies (for discrepancies only)

11/21/2024

Precinct 7515		Incident #	001	
Reason: Three ballot cards (Card 2, 3, and 4) were likely mis-boxed boxes during preparation and were not available for the manual tally resulting in a one-vote discrepancy for each contest and measure appearing on these cards.				
Contest	Candidate/Yes-No	Report Count	Manual Count	Variance
MAYOR	SHAHRAM SHARIATI	1	0	1
MEMBER, BOARD OF SUPERVISORS, DISTRICT 5	SCOTTY JACOBS	8	7	1
CITY ATTORNEY	RICHARD T. WOON	13	12	1
DISTRICT ATTORNEY	RYAN KHOJASTEH	23	22	1
SHERIFF	MICHAEL JUAN	11	10	1
TREASURER	JOSÉ CISNEROS	57	56	1
PROPOSITION 2	YES	58	57	1
PROPOSITION 3	YES	50	49	1
PROPOSITION 4	YES	63	62	1
PROPOSITION 5	YES	52	51	1
PROPOSITION 6	NO	16	15	1
PROPOSITION 32	YES	57	56	1
PROPOSITION 33	YES	45	44	1
PROPOSITION 34	YES	30	29	1
PROPOSITION 35	YES	63	62	1
PROPOSITION 36	YES	38	37	1
MEASURE A	YES	58	57	1
MEASURE B	YES	53	52	1
MEASURE C	YES	42	41	1
MEASURE D	NO	41	40	1
MEASURE E	YES	43	42	1
MEASURE F	NO	33	32	1
MEASURE G	YES	48	47	1
MEASURE H	YES	39	38	1
MEASURE I	YES	52	51	1
MEASURE J	YES	13	12	1
MEASURE K	NO	24	23	1
MEASURE L	NO	23	22	1
MEASURE M	YES	41	40	1
MEASURE N	YES	37	36	1
MEASURE O	YES	14	13	1

This 1% manual tally was conducted in accordance with California Elections Code section 15360(c) and California Code of Regulations, Title 2, Division 7, Chapter 4.7.

This report was provided to the California Secretary of State on December 3, 2024.



John Arntz, Director of Elections
December 3, 2024

Certificate of Election

This is to certify that

Matthew Rinn

was elected to the office of


San Francisco Bay Area Rapid Transit District, Director, District 1

of the County of Contra Costa, State of California, to a 4-year term,
at an election duly held therein on the

5th day of November, 2024

IN WITNESS WHEREOF, I have set my hand and affixed my official seal this

3rd day of December, 2024



Kristin B. Connelly

KRISTIN B. CONNELLY
REGISTRAR OF VOTERS

Certificate of Election

This is to certify that

Barnali Ghosh

was elected to the office of


San Francisco Bay Area Rapid Transit District, Director, District 3

of the County of Contra Costa, State of California, to a 4-year term,
at an election duly held therein on the

5th day of November, 2024

IN WITNESS WHEREOF, I have set my hand and affixed my official seal this

3rd day of December, 2024



Kristin B. Connelly

KRISTIN B. CONNELLY
REGISTRAR OF VOTERS

Certificate of Appointment and Oath of Office

STATE OF CALIFORNIA,

} SS.

COUNTY OF ALAMEDA

I, **Tim Dupuis** Registrar of Voters in and for the COUNTY OF ALAMEDA in the State of California, do hereby certify, that at a General Election held in and for said County on November 5, 2024, Barnali Ghosh was appointed to the office of Bay Area Rapid Transit District Director, District 3 in which the number of candidates for said office did not exceed the number to be elected at the above titled election.



IN WITNESS WHEREOF, I have hereunto affixed my hand and seal this 5th day of December, 2024.

Lynthia Conz
for Registrar of Voters

STATE OF CALIFORNIA

} SS.

COUNTY OF ALAMEDA

I, Barnali Ghosh, solemnly swear (or affirm) that I will support and defend the Constitution of the United States and the Constitution of the State of California against all enemies, foreign and domestic; that I will bear true faith and allegiance to the Constitution of the United States and the Constitution of the State of California; that I take this obligation freely, without any mental reservation or purpose of evasion; and that I will well and faithfully discharge the duties upon which I am about to enter.

Subscribed and sworn to before me, this 6th day of December, 2024

Jay Woy
Berkeley City Auditor

Certificate of Election and Oath of Office

STATE OF CALIFORNIA,

} SS.

COUNTY OF ALAMEDA

I, **Tim Dupuis** Registrar of Voters in and for the COUNTY OF ALAMEDA in the State of California, do hereby certify, that at a General Election held in and for said County on November 5, 2024, Melissa Hernandez was elected to the office of Bay Area Rapid Transit District Director, District 5 as appears by the official returns of said election, and the statement of votes cast now on file.



IN WITNESS WHEREOF, I have hereunto affixed my hand and seal this 5th day of December, 2024.

Lynthia Corrajo
for Registrar of Voters

STATE OF CALIFORNIA

} SS.

COUNTY OF ALAMEDA

I, Melissa Hernandez, solemnly swear (or affirm) that I will support and defend the Constitution of the United States and the Constitution of the State of California against all enemies, foreign and domestic; that I will bear true faith and allegiance to the Constitution of the United States and the Constitution of the State of California; that I take this obligation freely, without any mental reservation or purpose of evasion; and that I will well and faithfully discharge the duties upon which I am about to enter.

M. Nunang

Subscribed and sworn to before me, this 16th day of December, 2024

David S. Hubert
Alameda County Supervisor

Certificate of Election and Oath of Office

STATE OF CALIFORNIA,

} SS.

COUNTY OF ALAMEDA

I, **Tim Dupuis** Registrar of Voters in and for the COUNTY OF ALAMEDA in the State of California, do hereby certify, that at a General Election held in and for said County on November 5, 2024, Victor E. Flores was elected to the office of Bay Area Rapid Transit District Director, District 7 as appears by the official returns of said election, and the statement of votes cast now on file.



IN WITNESS WHEREOF, I have hereunto affixed my hand and seal this 5th day of December, 2024.

Cynthia Cornejo
for Registrar of Voters

STATE OF CALIFORNIA

} SS.

COUNTY OF ALAMEDA

I, Victor E. Flores, solemnly swear (or affirm) that I will support and defend the Constitution of the United States and the Constitution of the State of California against all enemies, foreign and domestic; that I will bear true faith and allegiance to the Constitution of the United States and the Constitution of the State of California; that I take this obligation freely, without any mental reservation or purpose of evasion; and that I will well and faithfully discharge the duties upon which I am about to enter.

Subscribed and sworn to before me, this 10th day of December 2024.

James A. Hernandez
Chaplain, Juvenile Detention

State of California
City and County of San Francisco

Certificate of Election

I, John Arntz, Director of Elections for the City and County of San Francisco, hereby certify that at the November 5, 2024, Consolidated General Election,


Edward Wright

was elected to the office of

BART Board of Directors, District 9,

as stated in the Statement of the Results that the Director of Elections issued on December 3, 2024, and the Board of Supervisors declared, on December 10, 2024, as being elected to their respective offices, those candidates who received the highest number of votes.

In witness whereof, I hereunto set my hand and the official seal of my office, on December 13, 2024.



John Arntz, Director of Elections

