

Transit Security Advisory Committee

From June 1st, 2024 to June 30th, 2024

Monthly Prohibition Order Statistics

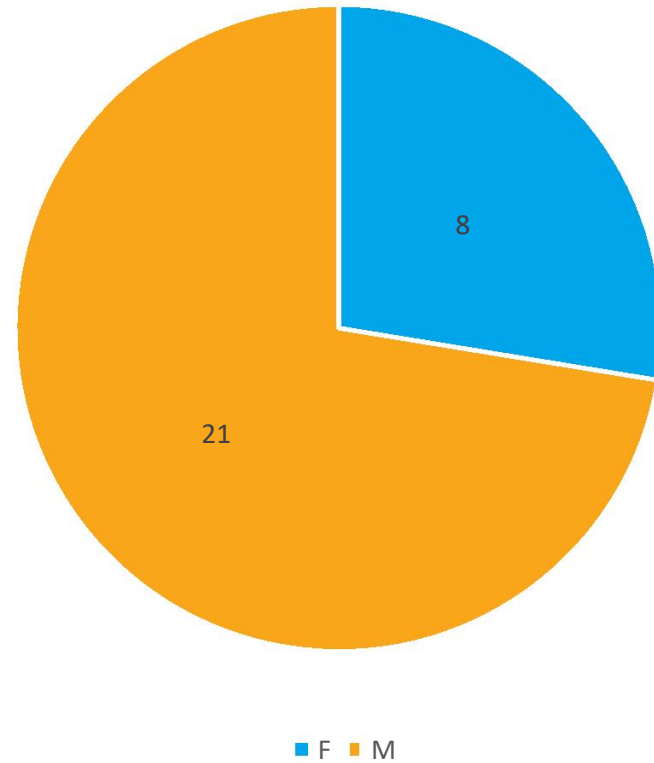
Crime Code	Description	Prohib Orders Issued	In Custody	In Custody %	Cite Released	Citation %	Appeal	Mental Illness	Transient	Juvenile
243.3 PC	Battery/Patron	6	4	67%	2	33%	0	1	0	0
69 PC	Obstruct/resist officer w/ violence	1	1	100%	0	0%	0	0	0	0
211 PC	Robbery	0	0	0%	0	0%	0	0	0	0
243(b) PC	Battery on LEO	4	3	75%	1	25%	0	1	0	0
243(e)(1) PC	Domestic Violence	3	3	100%	0	0%	0	0	0	0
417 PC	Brandishing a weapon	1	1	100%	0	0%	0	0	0	0
422 PC	Threats	0	0	0%	0	0%	0	0	0	0
647(a) PC	Lewd Conduct	0	0	0%	0	0%	0	0	0	0
11378 H&S	Possess controlled substance for sale	1	1	100%	0	0%	0	0	1	0
212.5 PC	Robbery on Train	1	1	100%	0	0%	0	0	0	0
243.35 PC	Battery on Transit Property	2	2	100%	0	0%	0	0	0	0
243.4 PC	Sexual Battery	0	0	0%	0	0%	0	0	0	0
11351 H&S	Possess/Transport Narcotics for sale	0	0	0%	0	0%	0	0	0	0
11352 H&S	Transport/sell narcotic	0	0	0%	0	0%	0	0	0	0
11359 H&S	Possession of cannabis	0	0	0%	0	0%	0	0	0	0
148 PC	Resist Arrest	0	0	0%	0	0%	0	0	0	0
187 PC	Murder	0	0	0%	0	0%	0	0	0	0
187/664 PC	Murder, attempt	0	0	0%	0	0%	0	0	0	0
211/664 PC	Robbery, attempt	0	0	0%	0	0%	0	0	0	0
212.5/664 PC	Robbery on Train, attempt	0	0	0%	0	0%	0	0	0	0
215 PC	Car jacking	0	0	0%	0	0%	0	0	0	0
236 PC	False imprisonment	0	0	0%	0	0%	0	0	0	0
240 PC	Assault on Patron	0	0	0%	0	0%	0	0	0	0
241 PC	Assault on LEO	0	0	0%	0	0%	0	0	0	0
242 PC	Battery on a patron	0	0	0%	0	0%	0	0	0	0
243(d) PC	Battery w/serious bodily injury	0	0	0%	0	0%	0	0	0	0
244 PC	Assault w/ caustic chemical	0	0	0%	0	0%	0	0	0	0
245(a)(1) PC	Assault w/deadly weapon or GBI	3	3	100%	0	0%	0	0	0	0
245(a)(4) PC	Assault w/deadly weapon	1	1	100%	0	0%	0	0	0	0
25400(a)(2) PC	Possession of concealed weapon	0	0	0%	0	0%	0	0	0	0
25850 PC	Possession of firearm	0	0	0%	0	0%	0	0	0	0
261 PC	Rape	0	0	0%	0	0%	0	0	0	0
273.5 PC	Domestic Violence	1	1	100%	0	0%	0	0	0	0
273a PC	Child abuse/Endangerment	0	0	0%	0	0%	0	0	0	0
288 PC	Lewd and Lascivious act w/child	0	0	0%	0	0%	0	0	0	0
314.1 PC	Indecent Exposure	3	3	100%	0	0%	0	0	1	0
368 PC	Elder Abuse	1	0	0%	1	100%	0	0	0	1
369i(a) PC	Trespass: railroad property	0	0	0%	0	0%	0	0	0	0
369i(b) PC	Trespassing	0	0	0%	0	0%	0	0	0	0
415 PC	Disturbing the Peace	1	0	0%	1	100%	0	0	0	0
451 PC	Arson	0	0	0%	0	0%	0	0	0	0
640(d)(3) PC	Urinate public transit system	0	0	0%	0	0%	0	0	0	0
640(d)(4) PC	Blocking free movement	0	0	0%	0	0%	0	0	0	0
71 PC	Threaten LEO	0	0	0%	0	0%	0	0	0	0
		29	24	82.8%	5	17.2%	0	2	2	1



Crime Classification Statistics

Crime Classification	Count
Felony	8
Misdemeanor	21
Total	29

Crime Classification



Prohibition Orders by Gender

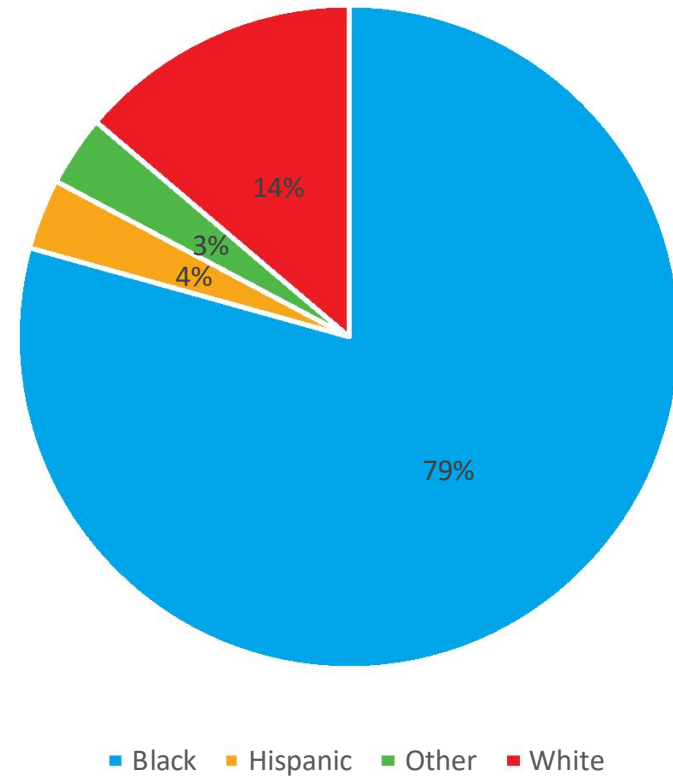
Prohibition Orders by Gender	
Male	18
Female	11
Non Binary	0
Decline to say	0
Unk	0
Total	29



Prohibition Orders Issued by Race

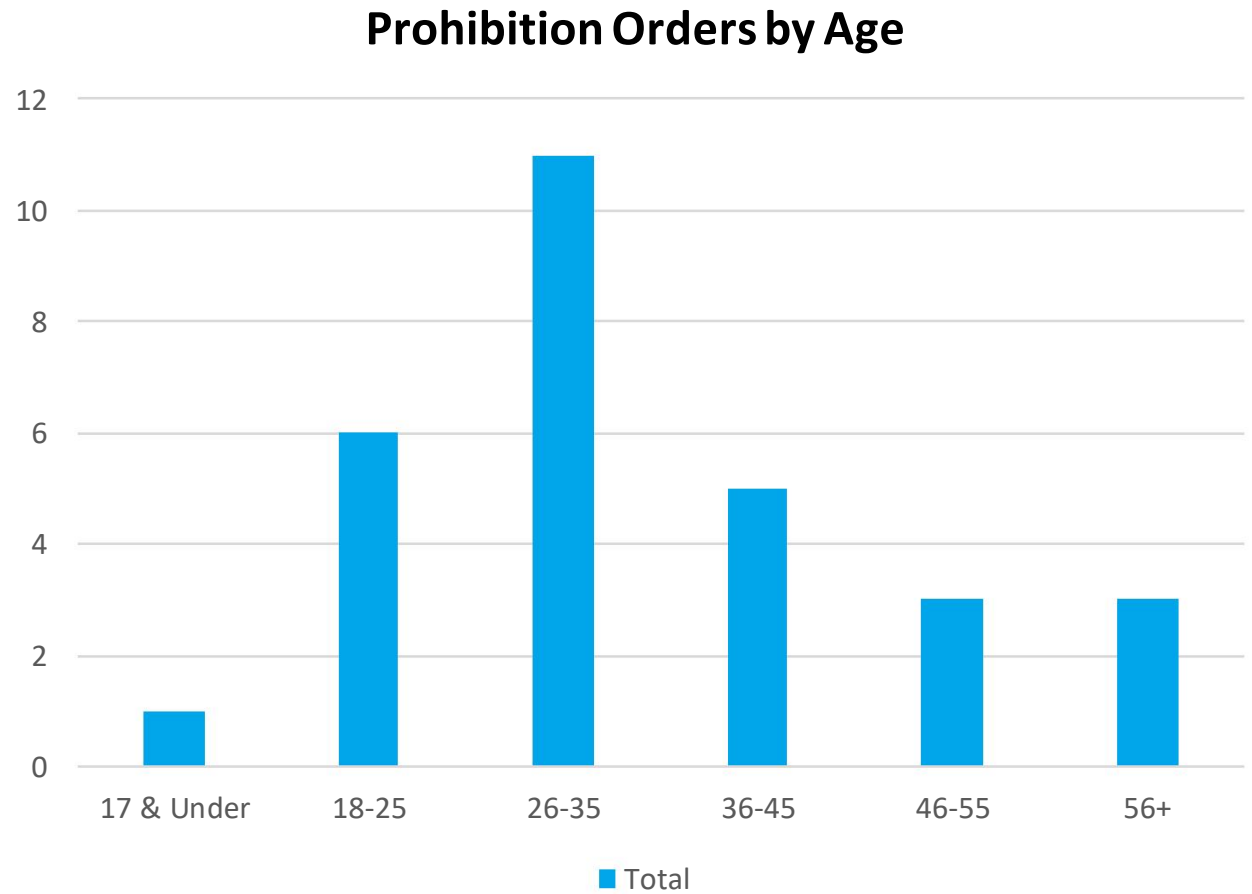
Prohibition Order Issued by Race		
Asian	0	0%
Black	23	79%
Hispanic	1	3%
Other	1	3%
White	4	14%
Total	29	100%

Prohibition Orders by Race



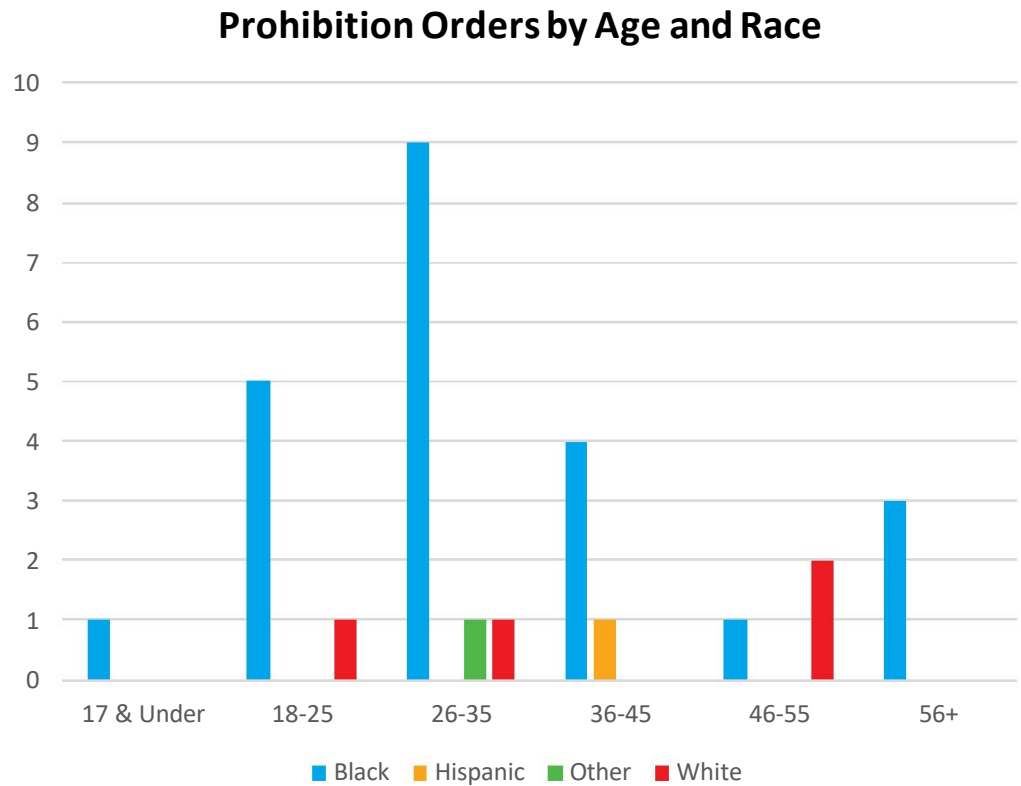
Prohibition Orders by Age

Prohibition Orders by Age	
17 & Under	1
18-25	6
26-35	11
36-45	5
46-55	3
56+	3
Total	29



Prohibition Orders by Age and Race

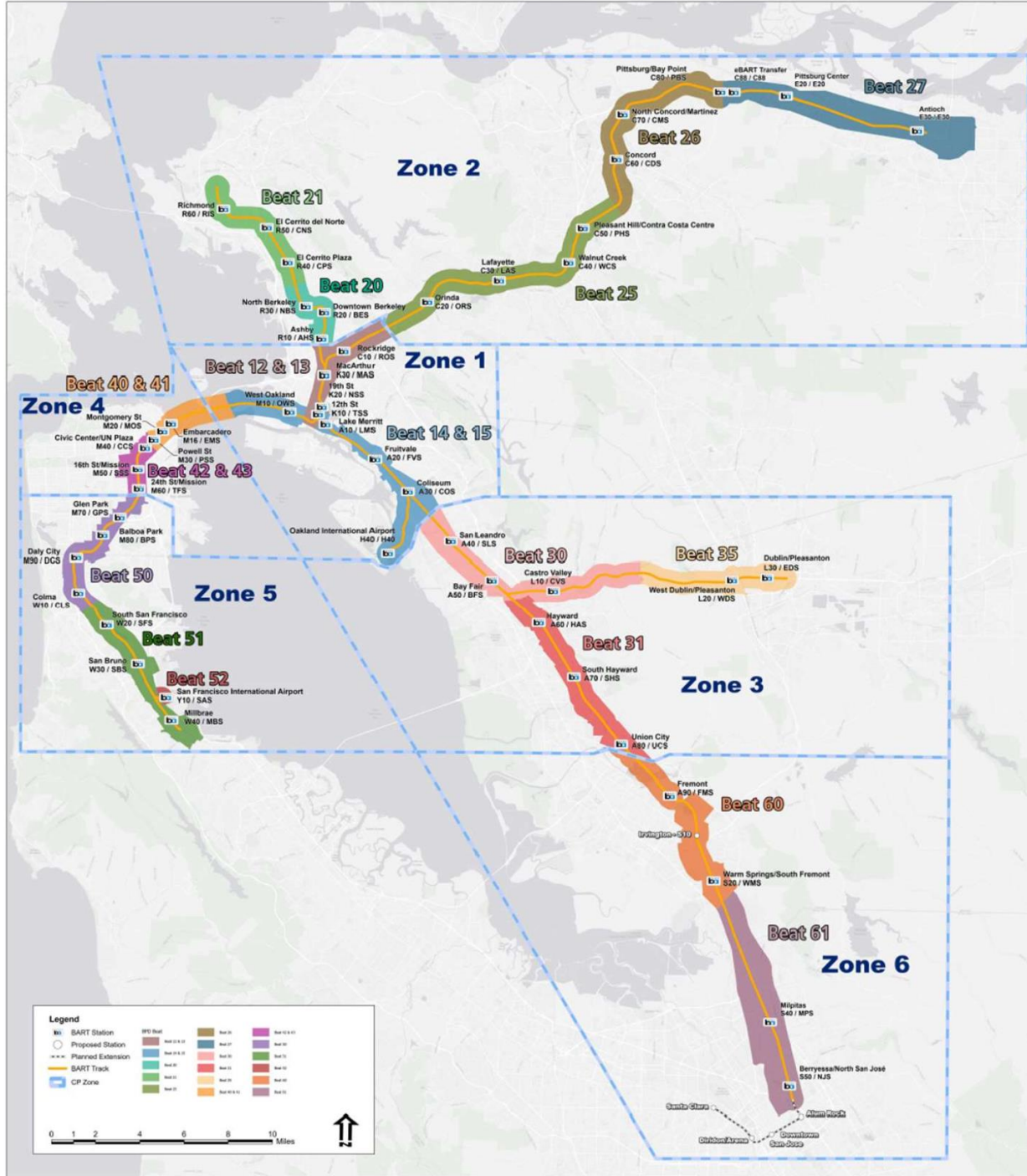
Prohibition Orders by Age and Race					
Age Range	Asian	Black	Hispanic	Other	White
17 & Under	0	1	0	0	0
18-25	0	5	0	0	1
26-35	0	9	0	1	1
36-45	0	4	1	0	0
46-55	0	1	0	0	2
56+	0	3	0	0	0
Total	0	23	1	1	4



Prohibition Orders by Zone

Prohibition Orders by Zone	
1	11
2C	2
2R	3
3	6
4	6
5	1
6	0
Total	29

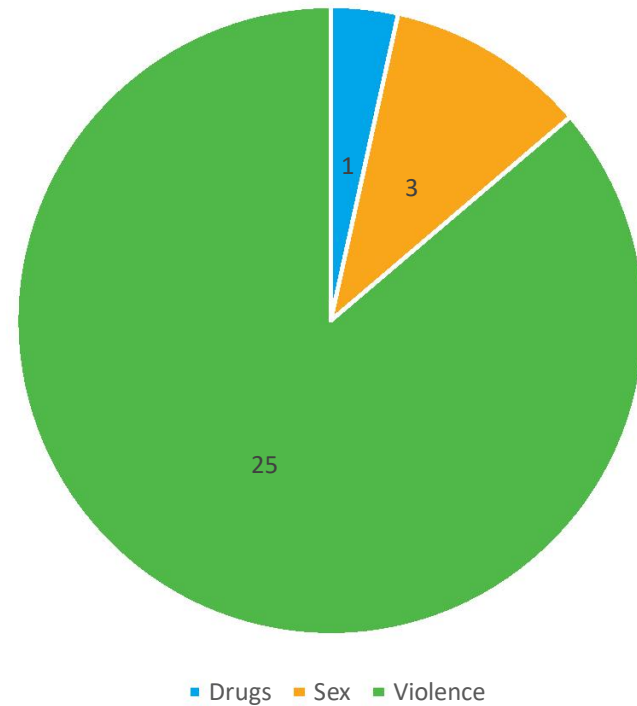




Prohibition Orders by Crime Type

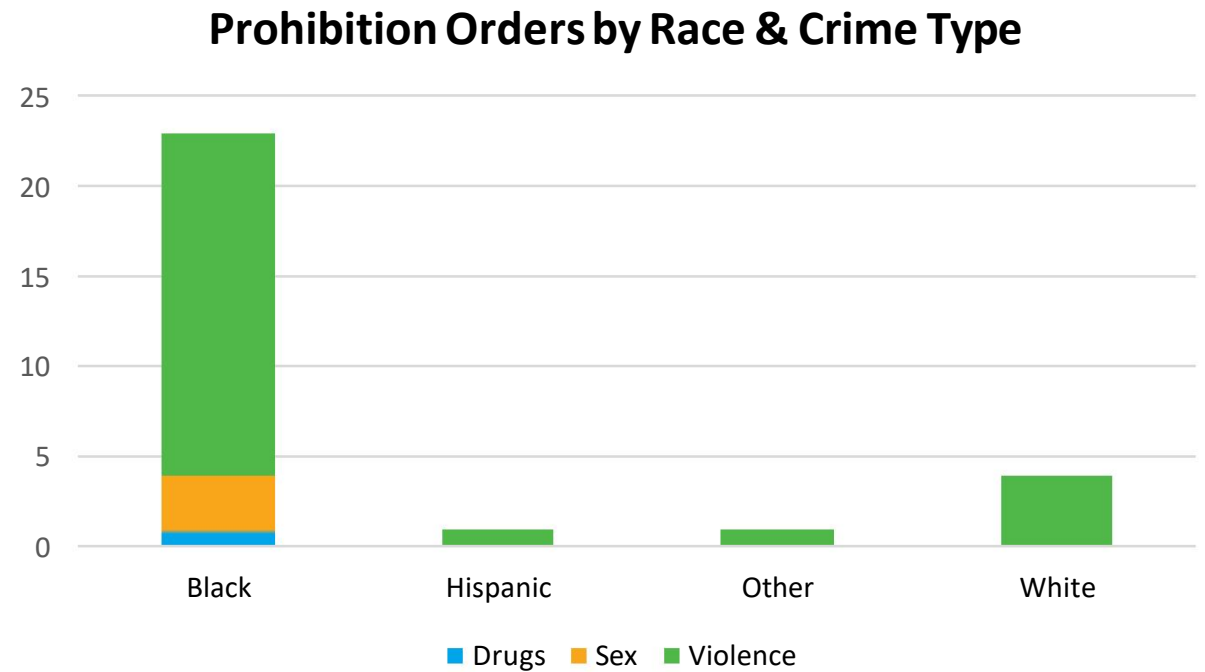
Prohibition Orders by Crime Type	
Drugs	1
Non Ap	0
Quality	0
Sex	3
Violence	25
Total	29

Prohibition Orders by Crime Type



Prohibition Orders by Race & Crime Type

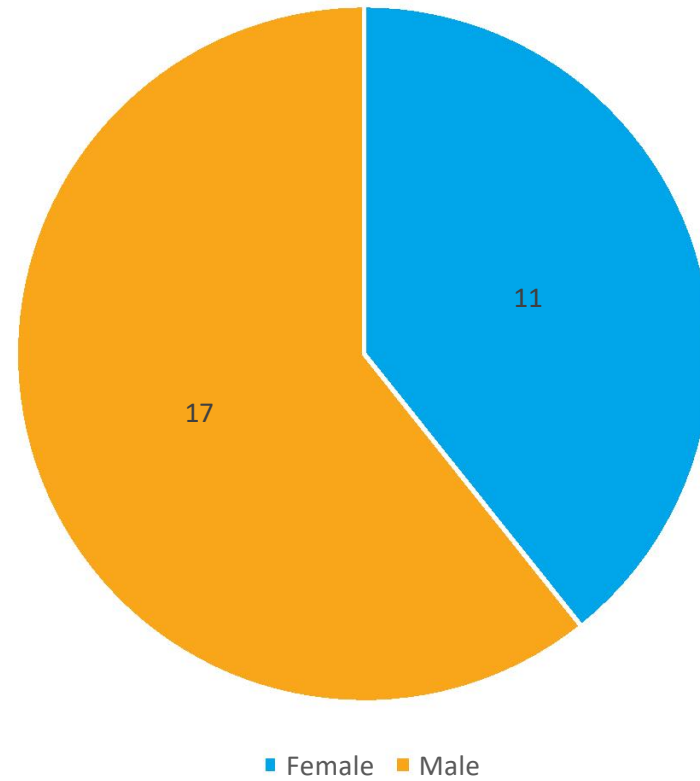
Prohibition Orders by Race & Crime Type			
Race	Drugs	Sex	Violence
Black	1	3	19
Hispanic	0	0	1
Other	0	0	1
White	0	0	4
Total	1	3	25



Victim Gender

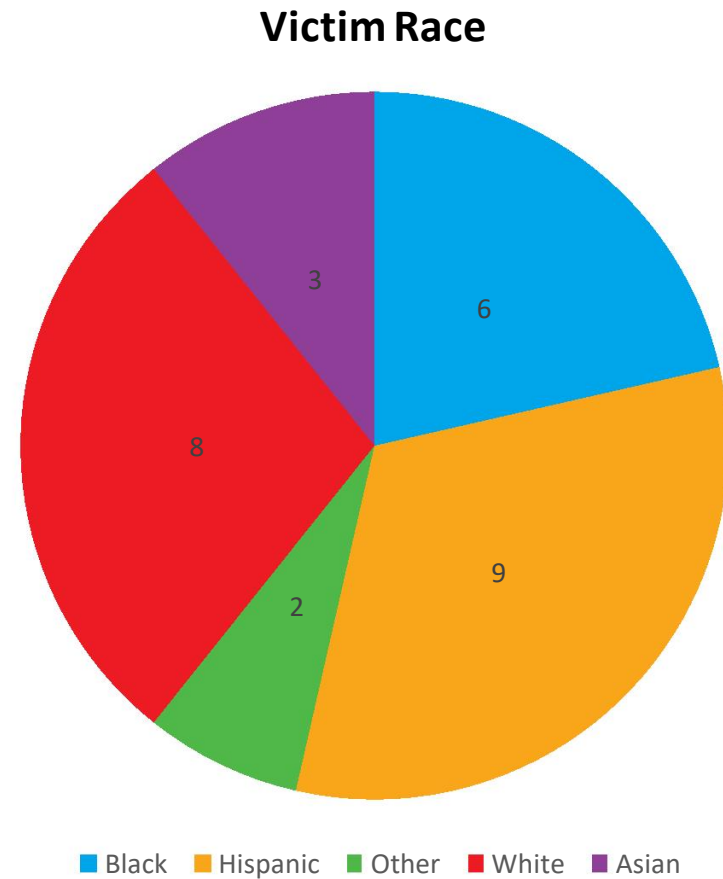
Victim Gender	
Male	17
Female	11
Non Binary	0
Decline to say	0
Unk	0
Total	28

Victim Gender



Victim Race

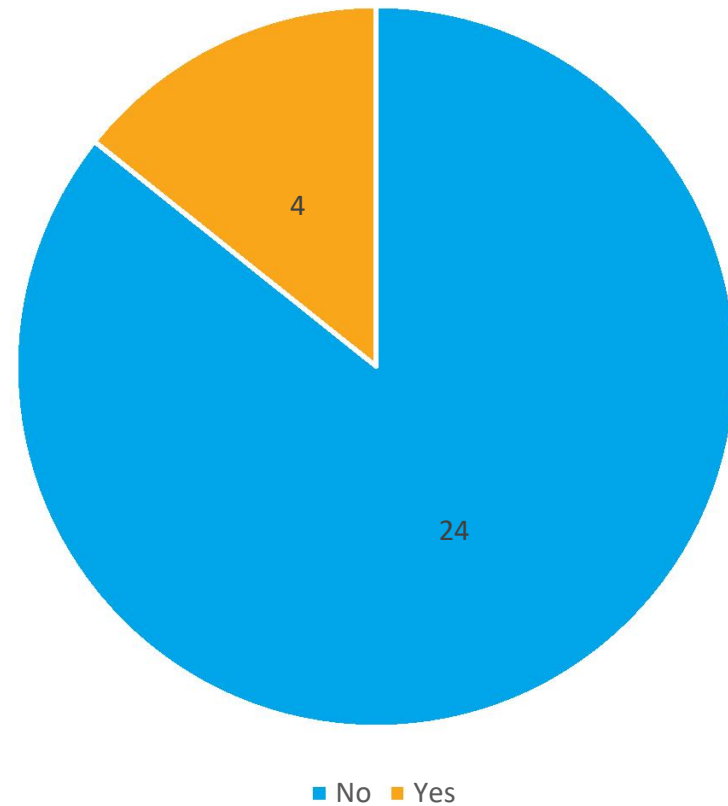
Victim Race	
Black	6
Hispanic	9
Other	2
White	8
Asian	3
Total	28



Victim Known to Suspect

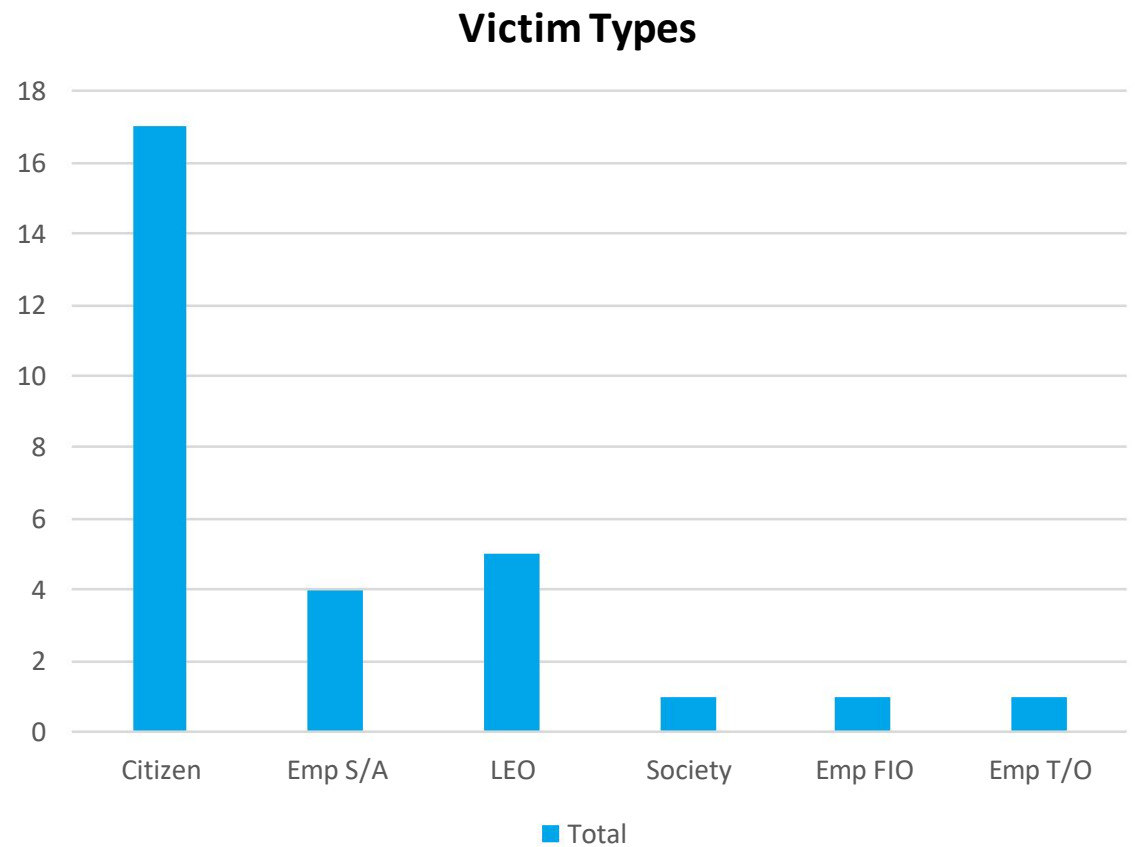
Victim Known to Suspect	
No	24
Yes	4
Total	28

Victim Known to Suspect



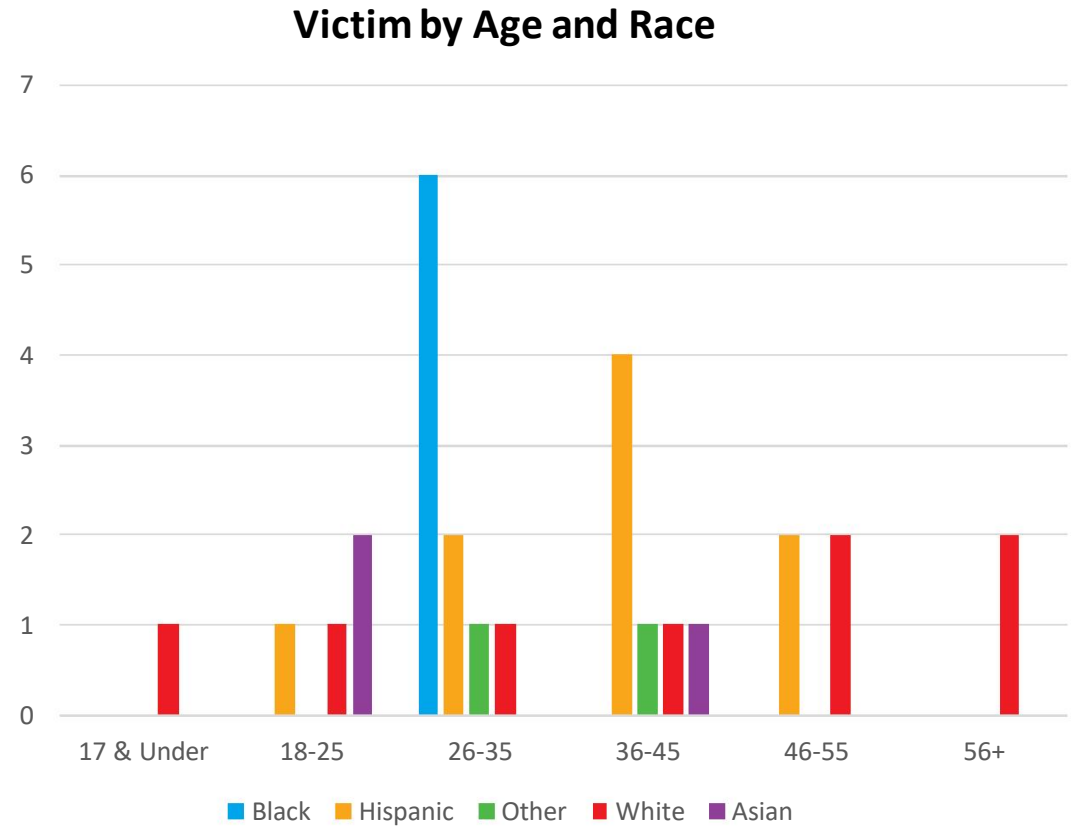
Victim Types

Victim Types	
Citizen	17
Society	1
LEO	5
Emp CSO	0
Emp S/A	4
Emp T/O	1
Emp FIO	1
Grand Total	29



Victim by Age and Race

Victim by Age and Race							
Age Range	Asian	Black	Hispanic	Other	White	Unk	Total
17 & Under	0	0	0	0	1	0	1
18-25	2	0	1	0	1	0	4
26-35	0	6	2	1	1	0	10
36-45	1	0	4	1	1	0	7
46-55	0	0	2	0	2	0	4
56+	0	0	0	0	2	0	2
Unk	0	0	0	0	0	0	0
Total	3	6	9	2	8	0	28



Top Stations

Station	Count
Lake Merritt	5
Bay Fair	4
MacArthur	3
Hayward	2
16th Street	2
Berkeley	2
Powell Street	2
Oakland West	1
Concord/Martinez	1
Fruitvale	1
Walnut Creek	1
Civic Center	1
El Cerrito Del Norte	1
Rockridge	1
Montgomery	1
Balboa Park	1
Total	29

